

Thermalization of an anisotropic granular particle

P. Viot¹ and J. Talbot²

¹Laboratoire de Physique Theorique des Liquides, Universite Pierre et Marie Curie,
4, place Jussieu, 75252 Paris Cedex, 05 France and

²Department of Chemistry and Biochemistry, Duquesne University, Pittsburgh, PA 15282-1530

We investigate the dynamics of a needle in a two-dimensional bath composed of thermalized point particles. Collisions between the needle and points are inelastic and characterized by a normal restitution coefficient < 1 . By using the Enskog-Boltzmann equation, we obtain analytical expressions for the translational and rotational granular temperatures of the needle and show that these are, in general, different from the bath temperature. The translational temperature always exceeds the rotational one, though the difference decreases with increasing moment of inertia. The predictions of the theory are in very good agreement with numerical simulations of the model.

PACS numbers: 05.20.-y, 51.10.+y, 44.90.+c

I. INTRODUCTION

The dissipative nature of the collisions in granular systems leads to fundamentally different behavior from their thermal analogues. A striking example is the lack of energy equipartition between the degrees of freedom in granular systems. For example experiments [1, 2] and computer simulations [3, 4, 5] have shown that in binary mixtures of isotropic inelastic particles, the granular temperatures of the two species are different.

These results have prompted theoreticians to investigate some simple model systems. For example, Martin and Piasecki [6] examined the behavior of a spherical tracer particle immersed in a homogeneous fluid in equilibrium at a temperature T . They showed that the Enskog-Boltzmann equation of the tracer particle possesses a stationary Maxwellian velocity distribution characterized by an effective temperature that is smaller than T .

Although many granular systems contain particles that are manifestly anisotropic, most studies have been confined to spherical particles. A notable exception is the work of Aspelmeier, Huthmann and Zippelius [7, 8] that examines the free cooling of an assembly of inelastic needles with the aid of a pseudo-Liouville operator. They predicted an exponentially fast cooling followed by a state with a stationary ratio of translational and rotational energy. This two stage cooling was confirmed by event driven simulations.

In this work we examine the breakdown of equipartition in a steady state granular system containing an anisotropic particle. Motivated by the studies of Martin and Piasecki [6] and Aspelmeier, Huthmann and Zippelius [7, 8], we consider an infinitely thin inelastic needle immersed in a bath of point particles. Starting from the collision rules of this model, we derive the Enskog-Boltzmann equation. By assuming that the points are thermalized and that the velocity and angular velocity distributions of the needle are Maxwellian, we derive analytical expressions for the translational and rotational granular temperatures as a function of the

masses of the two species, the moment of inertia of the needle and the normal restitution coefficient. Both these temperatures are smaller than that of the bath. The rotational granular temperature is usually lower than the translational one, except for very light bath particles for which the two are equal.

We also report essentially exact numerical results obtained using a stochastic simulation method. The theory is in very good agreement with the simulation, which validates the assumption of the Maxwellian shape of the distribution functions.

II. MODEL

We examine a two-dimensional system consisting of an infinitely thin needle of length L , mass M and moment of inertia I immersed in a bath of point particles each of mass m . The vector position of the center of mass of the needle and a point particle are denoted by \mathbf{r}_1 and \mathbf{r}_2 , respectively. The orientation of the needle is specified by a unit vector \mathbf{u}_1 that points along its axis. Let $\mathbf{r}_{12} = \mathbf{r}_1 - \mathbf{r}_2$ and \mathbf{u}_1^\perp denote a vector perpendicular to \mathbf{u}_1 . A collision between a needle and a point occurs when

$$r_{12} \mathbf{u}_1^\perp = 0 \quad (1)$$

and $j < L/2$. (see Fig. 1). The relative velocity of the point of contact V is given by

$$\mathbf{V} = \mathbf{v}_{12} + \mathbf{u}_1^\perp : \quad (2)$$

The pre- and post-collisional quantities (the latter are labeled with a prime) obey the usual conservation laws:

Total momentum conservation

$$M \mathbf{v}_1^0 + m \mathbf{v}_2^0 = M \mathbf{v}_1 + m \mathbf{v}_2 : \quad (3)$$

Angular momentum conservation with respect to the point of contact

$$I \dot{\mathbf{k}}^0 = I \dot{\mathbf{k}} + M \mathbf{u}_1^\perp \cdot (\mathbf{v}_1^0 - \mathbf{v}_1) ; \quad (4)$$

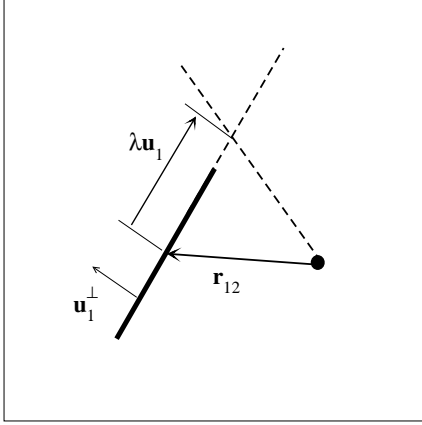


FIG. 1: Geometry of the needle and a point in the plane: r_{12} denotes a vector joining the point labeled 2 and the center of the needle; u_1 is a unit vector along the axis of the needle, λu_1 is the algebraic distance between the center of the needle and the point of impact and u_1^\perp is a unit vector perpendicular to the axis of the needle. For a collision to occur one requires that $|j| \leq 2$ when the point lies on the line defined by the needle; i.e. when Eq.(1) is satisfied.

where k is a unit vector perpendicular to the plane such that $k = u_1 \wedge u_1^\perp$.

As a result of the collision, the relative velocity of the contacting points changes instantaneously according to the following relations:

$$V^0 u_1^\perp = V u_1^\perp \quad (5)$$

$$V^0 u_1 = V u_1 \quad (6)$$

where ϵ denotes the normal restitution coefficient. For the sake of simplicity we have taken the tangential restitution coefficient equal to one. This choice is reflected in the form of Eq. (6).

By combining Eqs. (2)– (5) one obtains, after some algebra, the change of the needle momentum $\dot{p} = M (v_1^0 - v_1)$

$$p u_1^\perp = \frac{(1 + \epsilon) V u_1^\perp}{\frac{1}{m} + \frac{1}{M} + \frac{I}{2}} \quad (7)$$

The inelastic collision leads to a loss of translational ki-

netic energy,

$$\begin{aligned} E_1^T &= \frac{M}{2} (v_1^0)^2 - (v_1)^2 \\ &= p v_1 + \frac{1}{M} \frac{p^2}{2} \\ &= (1 + \epsilon) \frac{V u_1^\perp v_1 u_1^\perp}{\frac{1}{m} + \frac{1}{M} + \frac{I}{2}} + \frac{M}{2} \frac{(1 + \epsilon)^2 (V u_1^\perp)^2}{\frac{1}{m} + \frac{1}{M} + \frac{I}{2}}; \end{aligned} \quad (8)$$

and rotational energy,

$$\begin{aligned} E_1^R &= \frac{I}{2} (l_1^0)^2 - (l_1)^2 \\ &= \frac{(1 + \epsilon) V u_1^\perp (l_1^0 + l_1)}{2 \frac{1}{m} + \frac{1}{M} + \frac{I}{2}} \\ &= (1 + \epsilon) \frac{V u_1^\perp l_1}{\frac{1}{m} + \frac{1}{M} + \frac{I}{2}} + \frac{I (1 + \epsilon)^2 (V u_1^\perp)^2}{2 \frac{1}{m} + \frac{1}{M} + \frac{I}{2}}; \end{aligned} \quad (9)$$

III. PSEUDO-LIOUVILLE EQUATION

For particles with hard-core interactions, the kinetic evolution of N -particle distribution $f(r^N; v^N)$ is described by a pseudo-Liouville operator, where r^N is a short-hand notation for the positions (and internal degrees of freedom, i.e. angle θ_1 with the x -axis for the needle) of N particles and v^N for their velocities (and angular velocities for the needle). Originally derived for spheres and elastic collisions[9], the formalism has been extended to systems composed of inelastic particles. Since collisions are instantaneous[10, 11], the pseudo-Liouville operator $L(r^N; v^N) = L^0(r^N) + \sum_{i < j} \bar{T}_{ij}$ is the sum of the free particle streaming operator $L^0(r^N)$ and of the sum of two-body collision operators \bar{T}_{ij} . Since we are interested in the homogeneous state, the distribution function $f(v_1; l_1)$ of the needle system is described by

$$\frac{\partial f(v_1; l_1)}{\partial t} = N \frac{d}{dt} \int dv_2 \int dl_2 \bar{T}_{12} f(v_1; l_1; v_2) \quad (10)$$

where N is the total number of points, $f(v_1; l_1; v_2)$ the distribution function of the needle and a point, and \bar{T}_{12} is the collision operator between a needle and a point.

The assumption of molecular chaos yields a factorization of the two body distribution $f(v_1; l_1; v_2) = f(v_1; l_1) \bar{v}(v_2)$, where $\bar{v}(v_2)$ denotes the point distribution function. Since the point particles are thermalized, a stationary state for the system (tracer needle and points) can be reached, and one finally obtains for the needle distribution

$$\frac{d}{dt} \int dv_2 \int dl_2 \bar{T}_{12} f(v_1; l_1) \bar{v}(v_2) = 0 \quad (11)$$

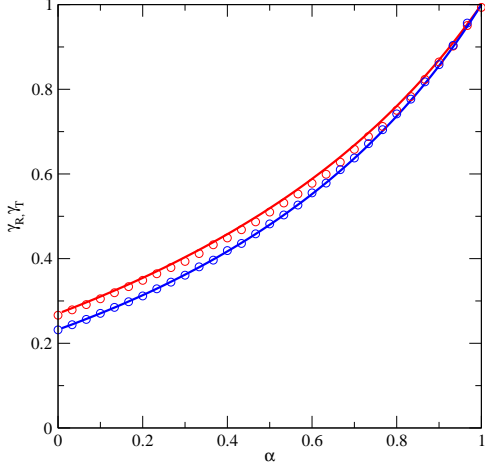


FIG. 2: Ratio of the translational (full curve) γ_T and rotational γ_R (dashed curve) granular temperature to the temperature of the bath versus the normal restitution coefficient for a homogeneous needle with $M = m$.

Figure 2 shows the ratio of the translational temperature to the bath temperature and of the rotational temperature to the bath temperature for a homogeneous needle ($I = ML^2=12$) whose mass is equal to the mass of a bath particle. As the normal restitution coefficient decreases from 1 to 0 both ratios decrease monotonically from 1 to a strictly positive value, such that the translational temperature is always larger than the rotational temperature. An analogous situation has been noted for the free cooling of needles in three dimensions [7].

Figure 3 shows the same ratios for an inhomogeneous needle ($I = ML^2=16$) corresponding to relatively lighter ends and a heavier center. Again the translational temperature is always larger than the rotational temperature, and the differences are greater than for a homogeneous needle. The difference between the two temperatures vanishes in the limit of very large moment of inertia. Contrary to the free cooling state of needles [7], there is no "critical" value of the moment of inertia above which the rotational temperature is larger than the translational temperature.

We now return to consideration of a homogeneous needle and investigate the effect of varying the mass ratio, $m = M$, at constant normal restitution coefficient. When $m \ll M$, $k \ll 0$, which gives $a = b = (1 + \beta) = 2$. Hence, for very light bath particles, equipartition between translational and rotational granular temperatures is asymptotically obtained and we have

$$\gamma_R = \gamma_T = \frac{1 + \beta}{2} : \quad (22)$$

This same limit is obtained for a spherical tracer particle

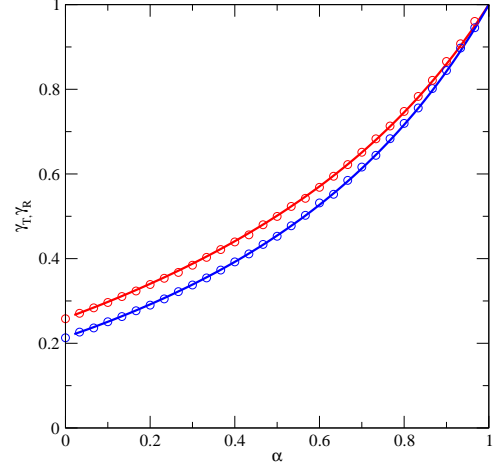


FIG. 3: Ratio of the translational (full curve) γ_T and rotational γ_R (dashed curve) granular temperature to the temperature of the bath versus the normal restitution coefficient for an inhomogeneous needle ($I = ML^2=16$) with $M = m$.

[6]. We conjecture that the result is independent of the shape of the tracer particle and the dimension.

Figure 4 displays the variation with the mass ratio of the translational and rotational temperature of the tracer needle. Note that when the mass of the bath particles is very small compared to the needle particle, the two curves go to the limit given by Eq. (22).

V. SIMULATION

In order to assess the accuracy of the theory we developed a Direct Simulation Monte Carlo (DSMC) code to obtain numerical solutions of the non-linear homogeneous Boltzmann equation. The simulation generates a sequence of collisions with a variable time interval between each.

At the beginning of each step, we first calculate the total flux of colliding particles on both sides of the needle which is a function of the component of the velocity of the center of mass normal to the length of the needle $v_1 \cdot u_1^?$ and the angular velocity $\dot{\theta}$. Next a waiting time to the next collision is sampled from an exponential distribution with rate constant equal to the total flux. The needle is rotated at its current angular velocity to the point of collision. The location of the collision is then selected with a probability proportional to the position dependent flux. The ratio of the flux on the left hand side to the total flux is then compared to a uniform random number between zero and one. If the ratio is greater than the random number, the collision occurs on the right; otherwise it occurs on the left. The normal

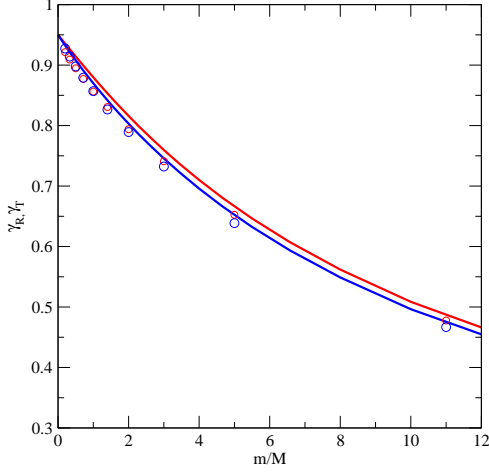


FIG. 4: Ratio of the translational (full curve) T_T and rotational T_R (dashed curve) granular temperature to the temperature of the bath versus the ratio of the masses m/M for a homogeneous needle ($I = ML^2/12$) and $\epsilon = 0.9$.

component of the colliding point is then selected from a gaussian u_x . Finally, the collision rules are applied and the normal velocity and angular velocity of the needle are updated.

The simulation results for 10^7 collisions per run are compared with the theory in Figs. 2–3. Although the theory is not exact, the agreement is excellent. The discrepancy between simulation and theory is never greater than 1% whatever the value of the restitution coefficient. In Fig. 4, when the mass of the needle increases, the granular temperatures obtained by simulation are slightly smaller than the analytical result.

Fig. 5 and Fig. 6 show the translational and angular velocity distributions, respectively, for two different values of the normal restitution coefficient (0.5 and 0.9). On the scale of the plot, the simulated distributions are in quantitative agreement with gaussian distributions at the corresponding theoretical granular temperature, confirming the validity of employing the latter in the theory.

V I. C O N C L U S I O N

We have shown that the translational and rotational granular temperatures of an anisotropic tracer particle immersed in a bath of point particles depend on the ratio of the masses of a point and the needle and the moment of inertia. They are, in general, not equal and differ from the bath temperature. In addition, we found that equipartition is obtained asymptotically, regardless of the normal restitution coefficient, for very light bath particles. We expect this to be a general feature, i.e. in

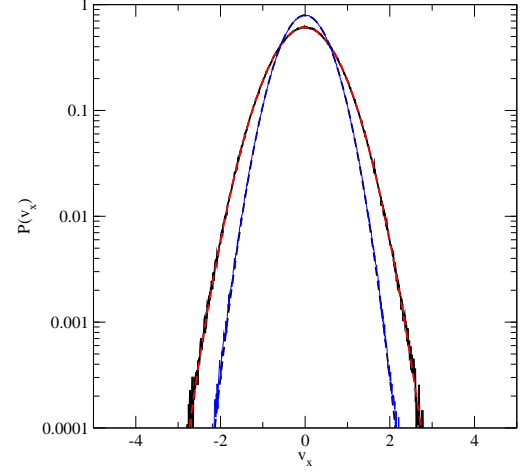


FIG. 5: Distribution of the normal velocity component of the needle for two values of the normal restitution coefficient, $\epsilon = 0.5$ and $\epsilon = 0.9$ (broader curve). The solid (noisy) curves are the simulation results and the dashed curves correspond to Gaussian distributions of velocity evaluated for the corresponding theoretical granular temperature.

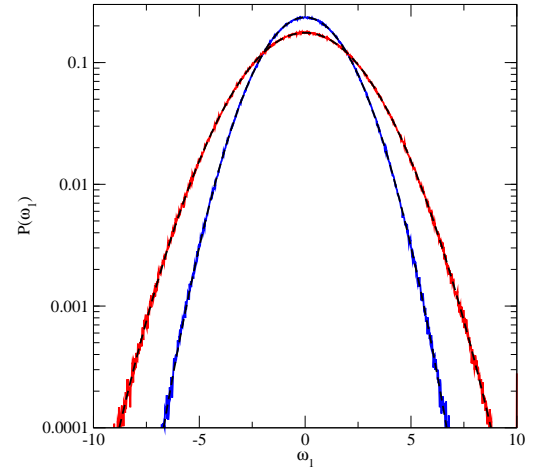


FIG. 6: Same as 5, except the angular velocity is shown.

higher dimensions and for arbitrary shaped anisotropic particles. It should be possible to test this prediction experimentally.

APPENDIX A: NEEDLE AVERAGE ENERGY LOSS

As for binary mixtures of spheres [3], we use a gaussian ansatz for the distribution functions and introduce two different temperatures corresponding to the translational and rotational degrees of freedom of the needle. The homogeneous distribution functions of the needle and of the points are then given respectively by

$$f(v_1; !_1) = \exp \left[-\frac{M v_1^2}{2T} - \frac{I_1^2}{2T} \right]; \quad (A1)$$

$$(v_2) = \exp \frac{m v_2^2}{2T} ; \quad (\text{A } 2)$$

where T is the temperature of the bath, T_T and T_R the ratio of the translational (and rotational) temperature of the needle to the bath temperature.

We introduce the vectors \mathbf{u} and \mathbf{v} such that

$$= \frac{1}{\frac{2T}{S} (M_T + m)} (M v_1 + m v_2) \quad (A3)$$

$$= \frac{m M}{2T(M_T + m_T)} (v_1 + v_2) \quad (\text{A } 4)$$

The scalar product $V \cdot u_j^?$ can be expressed as

$$V u_1^2 = \frac{2T}{m M_T} (T - 1) u_1^2 + p \frac{r}{T} \frac{m}{M} + \frac{r}{M} \frac{M}{m} u_1^2 \quad (A5)$$

Let us introduce $\beta = \frac{1}{2T}$. The translational energy loss is given by the formula

$$\exp \left\{ -\frac{1}{2} \sum_{i,j=1}^N \left(\mathbf{u}_i^T \mathbf{A}_{ij} \mathbf{u}_j + \mathbf{u}_i^T \mathbf{B}_{ij} \mathbf{u}_j \right) \right\} \quad (\text{A } 6)$$

Since Eq. (A 5) depends only on u_1^2 and u_2^2 , one can freely integrate over the direction of u_1 for the vectors and . The integration over u_1 can be easily performed. If we introduce the three dimensional vectors G and s with components:

$$G = \frac{(G_1; G_2; G_3)}{S} \quad S \frac{2T}{M_T + m} \left(\frac{2T}{M_T + m} \frac{m + M}{m M} \right)^{\frac{m + M}{m M}}; \quad (A.7)$$

and

$$s = (s_1; s_2; s_3)$$

$$u_1^?; u_1^?; \quad (A\ 8)$$

By inserting Eq. (8) in Eq. (A 6), the average energy loss can be rewritten as

$$+ \frac{(1 + \beta)^2 (G\beta)^2}{2M} \left(\frac{1}{m} + \frac{1}{M} + \frac{\omega^2}{T} \right)^{-2} \quad (\text{A } 9)$$

By defining a new coordinate system in which the z-axis is parallel to G , one finds that the integrals of Eq. (A 9) involve gaussian integrals of the form

$$\int_{\mathbb{R}^3} d\mathbf{s} \exp \left[-\frac{s^2}{2} - (\mathbf{J} \cdot \mathbf{J}_z)^2 - (\mathbf{s}_z) G_i s_z \right] = \frac{1}{8} \mathbf{J} \cdot \mathbf{J} G_i \quad (\text{A } 10)$$

and

$$\int_{\mathbb{Z}} ds \exp \left[-s^2 (\mathfrak{F} \cdot \dot{\mathfrak{F}}_{\mathbb{Z}})^3 - (\mathfrak{s}_{\mathbb{Z}}) \right] = \frac{1}{8} \mathfrak{F}^3 \mathfrak{j} \quad (\text{A } 11)$$

which finally leads to Eq. (17). The equation for rotational energy is derived following exactly the same procedure.

APPENDIX B: INTEGRALS

The integrals appearing in Eqs. (17) and (18) can be evaluated explicitly. For completeness, we give below their analytical expressions

$$\begin{aligned}
 I_1 &= \int_{-r}^r dx \frac{p \sqrt{1 + akx^2}}{1 + kx^2} \\
 &= \frac{r^0}{k} \ln \left(\frac{p}{ak} + \frac{p}{1 + ak} \right) \\
 &+ \frac{r}{k} \arctan \frac{(1 - a)k}{1 + ak} \quad (B1)
 \end{aligned}$$

The integral I_2 is defined as

$$I_2 = \int_0^Z dx \frac{(1 + akx^2)^{3=2}}{(1 + kx^2)^2} \quad (B 2)$$

and satisfies the equation

$$I_2 = I_1 \quad (a) \quad 1)k \frac{\frac{R_1}{0} \frac{dx}{dx} \frac{p}{1+akx^2}}{\frac{1}{1+dx^2}} \quad (B3)$$

which gives

$$I_2 = \frac{a^{3=2}}{k} \ln \left(\frac{1}{ak} + \frac{1}{1+ak} \right) + \frac{(1-a)^{3=2}}{2(1+k)} \frac{1}{1+ak} \arctan \frac{(1-a)k}{1+ak} \quad (B 4)$$

$$I_3 = \int_0^1 dx \frac{x^2}{1+kx^2} = \frac{1}{k} \int_0^1 dx \frac{1}{1+akx^2} = \frac{1}{k} \frac{1}{ak} \arctan \frac{(1-a)k}{1+ak} \quad (B 5)$$

$$= \frac{1}{k} \frac{1}{ak} \arctan \frac{(1-a)k}{1+ak} + \frac{1}{k} \frac{1}{ak} \arctan \frac{(1-a)k}{1+ak} \quad (B 6)$$

Finally, one has

$$I_4 = \int_0^1 dx \frac{x^2 (1+akx^2)^{3=2}}{(1+kx^2)^2} \quad (B 7)$$

which satisfy the algebraic equation

$$I_2 + kI_4 = aJ_1 + (a-1)I_1 \quad (B 8)$$

which gives

$$I_4 = \frac{1}{2k(k+1)} \left(\frac{1}{ak} \arctan \frac{(1-a)k}{1+ak} + \frac{1}{2k^{3=2}} \ln \left(\frac{1}{ak} + \frac{1}{1+ak} \right) + \frac{1}{2k^{3=2}} \arctan \frac{(1-a)k}{1+ak} \right) \quad (B 9)$$

-
- [1] R. D. Wildman and D. J. Parker, Phys. Rev. Lett. 88, 064301 (2002).
 [2] K. Feitosa and N. M. Menon, Phys. Rev. Lett. 88, 198301 (2002).
 [3] A. Barrat and E. Trizac, Granul. Matter 4, 57 (2002).
 [4] A. Barrat and E. Trizac, Phys. Rev. E 66, 051303 (2002).
 [5] P. E. Krouskop and J. Talbot, cond-mat/0303263.
 [6] P. A. Martin and J. Piasecki, Europhys. Lett 46, 613 (1999).
 [7] T. A. Spelmeyer, T. M. Huthmann, and A. Zippelius, in Granular Gases, edited by S. Luding and T. Poschel (Springer, Berlin, 2000), Chap. Free cooling of particles with rotational degrees of freedom, p. 31.
 [8] M. Huthmann, T. A. Spelmeyer, and A. Zippelius, Phys.

- Rev. E 60, 654 (1999).
 [9] M. H. Ernst, J. R. Dorfman, W. R. Hoegy, and J. M. J. van Leeuwen, Physica 45, 127 (1969).
 [10] T. van Noije and M. Ernst, in Granular Gases, edited by S. Luding and T. Poschel (Springer, Berlin, 2001), Chap. Kinetic Theory of Granular Gases, p. 3.
 [11] J. J. Brey, F. Moreno, and J. W. Dufty, Phys. Rev. E 54, 445 (1996).
 [12] T. Biben, P. A. Martin, and J. Piasecki, Physica A 310, 308 (2002).
 [13] D. Frenkel and J. F. M. Aguirre, Phys. Rev. Lett. 47, 1025 (1981).
 [14] D. Frenkel and J. M. Aguirre, Mol. Phys. 49, 503 (1981).