

Giant Nernst effect in a Kondo lattice close to a quantum critical point

R. Bel¹, K. Behnia¹, Y. Nakajima², K. Izawa², Y. Matsuda², H. Shishido³, R. Settai³, Y. Onuki³

(1) Laboratoire de Physique Quantique (CNRS), ESPCI, 10 Rue de Vauquelin, 75231 Paris, France

(2) Institute for Solid State Physics, University of Tokyo, Kashiwanoha, Kashiwa, Chiba 277-8581 Japan

(3) Graduate School of Science, Osaka University, Toyonaka, Osaka, 560-0043 Japan

(Dated: November 19 2003)

We present a study of Nernst and Seebeck coefficients of the heavy-fermion superconductor CeCoIn₅. Below 18 K, concomitant with a field-dependent Seebeck coefficient, a large sub-linear Nernst signal emerges with a magnitude drastically exceeding what is expected for a multi-band Fermi-liquid metal. In the mixed state, in contrast with all other superconductors studied before, this signal overwhelms the one associated with the motion of superconducting vortices. The results point to a hitherto unknown source of transverse thermoelectricity in strongly interacting electrons.

PACS numbers: 74.70.Tx, 72.15.Jf, 71.27.+a

Since the discovery of superconductivity in CeCoIn₅ [1], this Kondo lattice has attracted much attention. Unconventional superconductivity [2, 3] in this compound occurs in the vicinity of a nearly-avoided anti-ferromagnetic order and in a metal displaying a pronounced non-Fermi liquid behavior [4, 5, 6, 7, 8, 9]. The application of pressure [6] or magnetic field [7, 8] leads to the emergence of a Fermi liquid. It is now generally believed that proximity to a Quantum Critical Point (QCP) is the origin of the non-Fermi liquid behavior in the Heavy Fermion (HF) compounds [10] and that unconventional superconductivity mediated by magnetic fluctuations may arise in such a context [11].

In this Letter, we present a study of thermoelectric coefficients in this compound. Unexpectedly, we found a large sub-linear Nernst signal emerging below 18 K. The magnitude of the Nernst coefficient in the low-field regime exceeds by far what is expected in a standard metal. In this regime, intriguingly, the ratio of Nernst to Seebeck signals is diverging with decreasing temperature and the thermoelectric response of the system tends to become purely transverse. Moreover, the emergence of this anomalous Nernst signal is concomitant with a number of non-Fermi liquid features in various transport properties of the system. Notably, below 20 K, both resistivity and the inverse of the Hall coefficient display a linear temperature dependence [9]. The latter features are archetypes of non-Fermi liquid transport in cuprates. Our results, by pointing to quantum criticality as a potential source of enhanced Nernst effect, may thus offer interesting information for the ongoing debate on the origin of the anomalous Nernst signal observed in the normal state of high- T_c cuprates [12, 13, 14].

Single crystals of CeCoIn₅ were grown using a self-ux method. Thermoelectric coefficients were measured using a one-heater-two-thermometer set-up. A heat current was injected into the sample with a small resistive chip. The temperature gradient created were measured with two Cemox thermometers attached to local contacts along the sample. Two N11 nanovoltmeters (EM Electronics, UK) were used to measure DC voltages associated with the longitudinal and transverse electric fields

produced in the sample by the thermal current.

Fig. 1 displays the temperature dependence of the Seebeck and Nernst effects in a single crystal of CeCoIn₅. Similar results were obtained in a second sample. As seen in the lower panel of the figure, the zero-field Seebeck coefficient in this sample presents a maximum at $T = 18$ K. Generically, HF compounds present a maximum in thermopower close to the temperature which marks the onset of coherent scattering from Kondo sites [15, 16]. Note that here, as in many other HF systems, the maximum in $S(T)$ occurs at a temperature which is roughly twice lower than the one associated with maximum resistivity. As seen in the figure, below T , the zero-field thermopower decreases rapidly before vanishing in the superconducting state. The occurrence of superconductivity apparently impedes a low-temperature sign-reversal observed in many Ce-based HF systems [17]. The application of a magnetic field leads to the enhancement of the Seebeck coefficient below T . Previous studies of low-temperature thermopower have detected a strong field dependence in several cases, such as CeAl₃ [15], CeRu₂S₂ [18], UBe₁₃ [19] and CeCu_{6-x}Aux [20]. Interestingly, in all these cases, the magnetic field is known to strongly alter a small characteristic energy of the system. The strong variation of the Seebeck coefficient with magnetic field in CeCoIn₅ can be attributed to a similar effect. At zero-field, superconductivity occurs before the formation of well-defined quasi-particles. Thus, T_{FL} , the temperature below which the system displays a Fermi liquid behavior is never attained. A field-dependent thermopower may indicate that the magnetic field significantly increases the energy scale associated with T_{FL} . And indeed, the emergence of Fermi liquid behavior in a moderate magnetic field [7, 8] points to the existence of such a tuneable energy scale.

As seen in the upper panel of the figure, the transverse thermoelectricity of the system displays a more striking behavior. The Nernst signal which is small, positive and field-linear above 18 K, becomes negative, large and strongly non-linear below this temperature. By plotting the Nernst coefficient, defined as the ratio of transverse electric field to longitudinal thermal gradient divided by

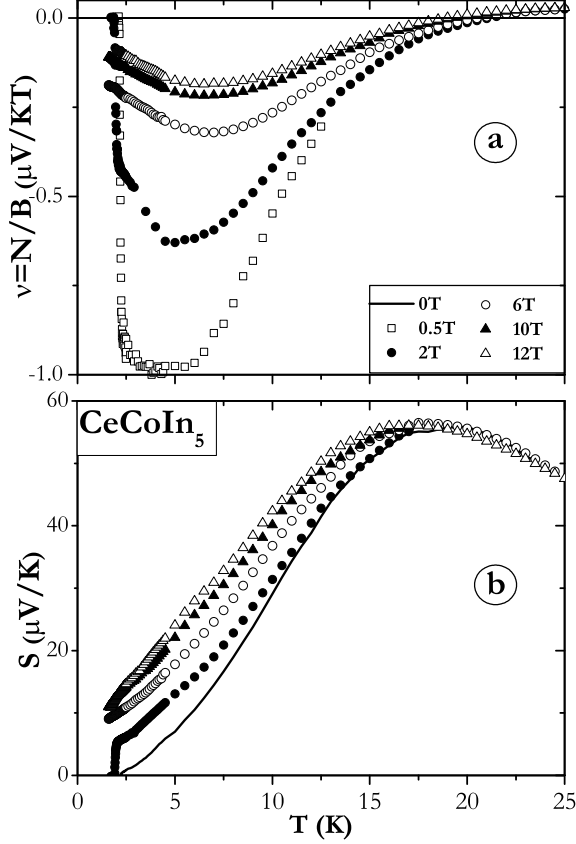


FIG. 1: a) Temperature dependence of the Nernst coefficient for different magnetic fields. b) Same for the Seebeck coefficient. Note also the zero-field data for the latter.

magnetic field ($\nu = N/B = E_y/(r_x \times T B)$), as a function of temperature, this spectacular change of regime is easily appreciated. The anomalous Nernst signal presents a broad maximum around a field-dependent temperature which is about 4 K at 0.5 T and increases to 7 K at 12 T. Note also the presence of the superconducting transition which leads to a vanishing Nernst signal in the 0.5 T and 2 T data.

The maximal Nernst coefficient for $B = 0.5$ T is remarkably large ($\sim 1 \text{ V}/\text{K T}$). Its magnitude is comparable with the maximum attained in the superconducting state of high- T_c superconductors at considerably higher temperatures. It is by far larger than the residual signal observed above T_c in the same compounds and attributed to vortex-like excitations [12, 13, 14]. No other metal is known to host a Nernst coefficient of this size with the notable exception of the giant signal recently discovered in a Bechgaard salt for fields oriented along the so-called magic angles [21].

The very unusual thermoelectricity of CeCoIn_5 is emphasized in Fig. 2 which presents the ratio of Nernst to

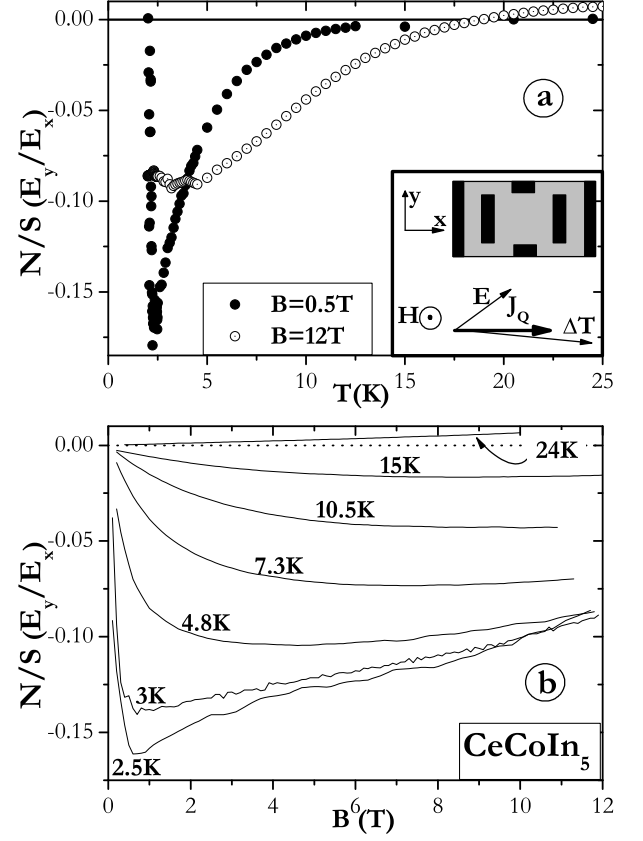


FIG. 2: The ratio of transverse to longitudinal electric fields produced by the thermoelectric current as a function of temperature (a) and magnetic field (b). This ratio represents the tangent of the angle between the longitudinal thermoelectric current and the induced electric field, $\tan \theta_{TE}$. The inset in (a) represents the sample geometry and miscellaneous vectors.

Seebeck signals as a function of temperature and magnetic field. This ratio represents the tangent of the angle between the thermal current and the electric field, $N/S = \tan \theta_{TE}$. As seen in the lower panel of the figure, above T_c , it is a simple linear function of magnetic field. A remarkable non-monotonous behavior emerges when the sample is cooled down below this temperature. In particular, at lower temperatures, it rapidly becomes a decreasing function of magnetic field. In other words, the misalignment of the electric field decreases with increasing magnetic field. As seen in the upper panel of the figure, in the low-field limit ($B = 0.5$ T), $\tan \theta_{TE}$ is a strongly diverging function of temperature and its enhancement is only interrupted by the superconducting transition. This divergence is wiped out by the application of a moderate magnetic field and one observes a saturation of the ratio at low temperatures. Amazingly, in the zero-field limit, as the system is cooled down towards $T = 0$, the electric field produced by a longitudinal

heat current tends to become purely transverse.

Now, we turn our attention to the superconducting state. Fig. 3 displays the temperature dependence of the thermoelectric coefficients in the vicinity of the superconducting transition for various magnetic fields. As seen in the figure, within the entry of the system into the mixed state, both thermoelectric coefficients of the system decrease monotonously towards zero. Since below a temperature corresponding to the solidification of the vortex lattice, one would not expect any finite electric

field in a superconductor, the vanishing of both Nernst and Seebeck effect is naturally expected. What is striking, on the other hand, is the absence of any easily detectable Nernst signal associated with vortex movement under the influence of the thermal gradient. In the whole range of study, the Nernst signal remains negative and displays a magnitude smaller than the Seebeck coefficient. This is in sharp contrast with any superconductor studied until now. In the mixed state, the thermoelectric response of the system has been always found to be dominated by the vortex movement along the thermal gradient due to the entropy carried by the vortex core. In CeCoIn_5 , this signal is buried under the weight of the anomalously large signal of the normal state. This can be shown by comparing the temperature-dependence of Nernst and Seebeck coefficients, we found that for each field, the superconducting transition leads to a faster collapse of the transverse signal. Subtracting a constant fraction of the Seebeck signal from the Nernst signal, one obtains the vortex-induced change in the thermoelectric response. As seen in the lower panel of the figure, the signal thus extracted is finite and positive in a very narrow temperature window. Comparison with the resistive transition in the same magnetic field confirms that the extracted signal represents the vortex contribution to the overall Nernst signal. The magnitude of this contribution is comparable to what was observed in NbSe_2 [22] a conventional superconductor with $T_c = 7.2 \text{ K}$.

As stated above, in CeCoIn_5 , superconductivity occurs before the formation of well-defined quasi-particles of a Fermi liquid. It has been recently reported that above a threshold field ($\sim 5 \text{ T}$) and below a field-dependent characteristic temperature, $T_{FL}(H)$, two signatures of a Fermi liquid are recovered: resistivity presents a quadratic temperature dependence [7] and the linear term of specific heat, instead of displaying a logarithmic divergence, tends to a constant value [8]. While our study of thermoelectricity is confined to an area of (H, T) plane which has a very small overlap with the region of Fermi liquid recovery, it presents features which support the picture of a field-induced Fermi liquid. Above a temperature-dependent threshold field, close to the $T_{FL}(H)$ line, the Seebeck coefficient becomes almost field-independent and temperature-linear. Moreover, the magnitude of $S = T$ yields an electronic entropy in very good agreement with the magnitude of the high-field linear term in specific heat. Indeed, multiplying $S = T$, by the Avogadro number and the charge of electron, one

obtains $N_{av}eS = T = 0.65 \text{ J/mol K}^2$ at 12 T , surprisingly close to $C = T = 0.6 \text{ J/mol K}^2$ reported at 9 T [8]. Note, however, that in this Fermi liquid regime, the Nernst signal, while ceasing to increase as a function of magnetic field, is still sizeable. It is also important to notice that the anomalous thermoelectricity reported here is a transport phenomenon. Indeed, contrary to what has been theoretically predicted [24] the zero-field Seebeck coefficient does not simply follow the temperature-dependence of the specific heat C . While $C = T$ presents a logarithmic divergence, $S = T$ decreases rapidly with decreasing temperature. Moreover, for temperatures above $T_{FL}(H)$, the application of the magnetic field leaves the specific heat virtually unchanged [8] but drastically enhances the thermopower. Finally, we notice that the anomalous transverse thermoelectricity is sharpest in the zero-field limit and not at $B = 5 \text{ T}$ which is supposed to host a QCP.

Explaining the large magnitude of the transverse thermoelectric response in CeCoIn_5 is a challenge to the theory. In a single-band metal, the Nernst coefficient is expected to be negligible [13]. The presence of carriers of different signs leads to an enhanced signal, known as the ambipolar Nernst effect [23], as recently illustrated in the case of NbSe_2 [22]. In the latter system, at $T = 20 \text{ K}$ the contributions of holes and electrons to the Hall coefficient cancel out. Such an accidentally compensated metal is expected to yield a significant ambipolar Nernst effect and indeed the maximum Nernst signal (0.15 V/K) occurs at this temperature corresponding to a zero Hall coefficient. In CeCoIn_5 , the finite field-linear Nernst signal above 18 K is probably linked to the presence of several bands and carriers of both signs in the system [5]. On the other hand, the large and strongly non-linear Nernst signal which emerges below this temperature remains enigmatic. The Hall coefficient in this compound, while displaying a non-trivial temperature and field-dependence, never becomes zero [9]. More importantly, the electric Hall angle does not display any trace of the very peculiar dependence of $\tan \theta_{TE}$ on magnetic field and temperature.

In absence of systematic studies of the Nernst coefficient in other HF systems, one may speculate in several directions. We begin by noting that beyond the Relaxation Time Approximation, anti-ferromagnetic fluctuations may lead to an enhanced Nernst signal as well as other non-Fermi liquid transport properties [25]. The possible relevance of vertex corrections to the anomalous thermoelectricity observed here remains an interesting direction of investigation.

Another possibility is that the anomalous Nernst signal is a consequence of the proximity of a QCP. At this stage, no direct connection between quantum criticality and Nernst effect has been suggested. However, the behavior of the Hall coefficient in the vicinity of a QCP has been a subject of debate [26, 27]. A sudden change in the volume of the Fermi surface and consequently a sharp anomaly in the magnitude of the Hall coefficient may occur at the QCP [26]. Now, the Nernst coefficient

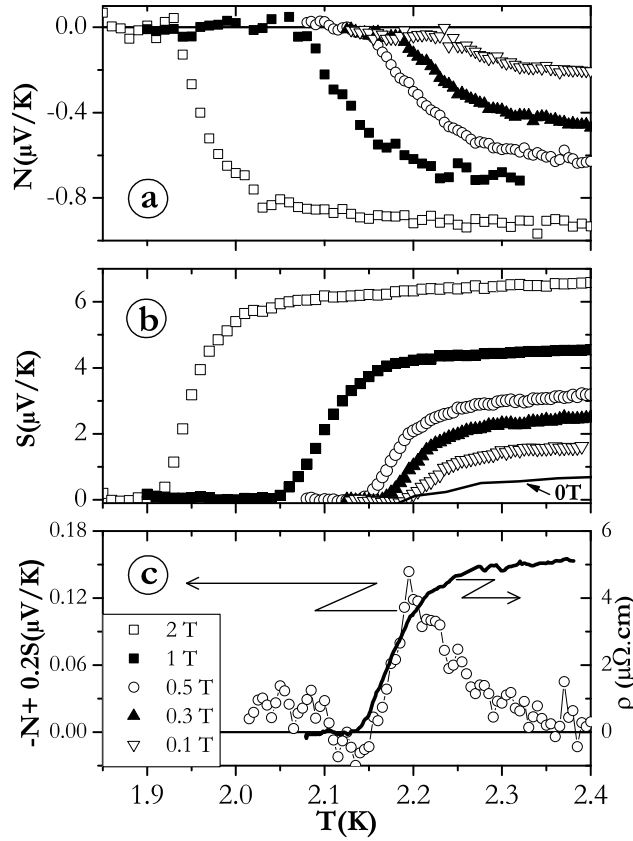


FIG. 3: Temperature dependence of the Nernst signal (a) and the Seebeck coefficient (b) for different magnetic fields in the vicinity of the superconducting transition. In panel (c) the difference between the Nernst signal and a fraction of the Seebeck signal at 0.5 T is plotted vs. temperature and compared with the temperature dependence of the resistivity (solid line) measured in the same conditions.

is intimately related to the off-diagonal element of the Peltier conductivity tensor κ_{xy} . The latter is the energy-derivative of the off-diagonal conductivity tensor, σ_{xy} , at the Fermi energy [13]:

$$\kappa_{xy} = \frac{(\kappa_B)^2 T}{3} \frac{\partial \sigma_{xy}}{\partial \epsilon} \Big|_{\epsilon = \epsilon_F} \quad (1)$$

Thus, if, in the vicinity of a QCP, σ_{xy} becomes particularly sensitive to any slight modification of the volume of the Fermi surface, this will lead to an enhanced κ_{xy} and a sizeable Nernst signal.

An even more exotic scenario is to invoke the presence of collective modes in a Kondo lattice [28]. Superconducting vortices are the only mesoscopic objects known to produce a purely transverse electric field in presence of a longitudinal thermal gradient. This is because they are entropy reservoirs associated to a topological defect in a phase-coherent environment. Very recently, the Kondo lattice problem has been reconsidered in a two fluid picture with a fluid of heavy electrons (the condensate) coexisting with a normal fluid of Kondo impurities [29]. The possible existence of entropy reservoirs associated with orbital moments in such a picture may constitute a new source of Nernst signal in a manner analogous to the thermally-induced motion of superconducting vortices.

Future experiments on other HF compounds should tell if an enhanced Nernst effect is a generic feature of a Kondo lattice. Clearly, time has come for a serious theoretical treatment of the problem of the thermoelectric response in a Kondo Lattice close to a QCP.

In summary, we measured the thermoelectric coefficients of CeCoIn_5 and found an anomalous Nernst signal pointing to an enigmatic source of thermoelectricity in exotic metals.

We are grateful to J. Fluquet, D. Jaccard, H. Kontani, M. Norman and C. Pepin for their valuable comments.

-
- [1] C. Petrovic et al., *J. Phys. Condens. Matter* **13**, L337 (2001)
 - [2] R. Movshovich et al., *Phys. Rev. Lett.* **86**, 5152 (2001)
 - [3] K. Izawa et al., *Phys. Rev. Lett.* **87**, 057002 (2001)
 - [4] J. S. Kim et al., *Phys. Rev. B* **64**, 134524 (2001)
 - [5] H. Shishido et al., *J. Phys. Soc. Jap.* **71**, 162 (2002)
 - [6] V. A. Sidorov et al., *Phys. Rev. Lett.* **89**, 157004 (2002)
 - [7] J. Paglione et al., *cond-mat/0212502* (2002)
 - [8] A. Bianchi et al., *cond-mat/0302226* (2003)
 - [9] Y. Nakajima et al., *cond-mat/0305203* (2003)
 - [10] G. R. Stewart, *Rev. Mod. Phys.* **73**, 797 (2001)
 - [11] N. D. Mathur et al., *Nature* **394**, 39 (1998)
 - [12] Z. A. Xu et al., *Nature* **406**, 486 (2000)
 - [13] Y. Wang et al., *Phys. Rev. B* **64**, 224519 (2001)
 - [14] C. Capan et al., *Phys. Rev. Lett.* **88**, 056601 (2002)
 - [15] D. Jaccard and J. Fluquet, *J. Mag. Mag. Mat.* **47-48**, 45 (1985)
 - [16] U. Gottwick et al., *J. Mag. Mag. Mat.* **63-64**, 341 (1987)
 - [17] P. Link, D. Jaccard and P. Lejay, *Physica B* **225**, 207 (1996)
 - [18] A. Amato et al., *J. Low Temp. Phys.* **77**, 195 (1989)
 - [19] S. Y. Mao et al., *J. Mag. Mag. Mat.* **76-77**, 241 (1988)
 - [20] J. Benz et al., *Physica B* **259-261**, 380 (1999)
 - [21] W. Wu, I. J. Lee and P. M. Chalkin, *Phys. Rev. Lett.* **91**, 056601 (2003)
 - [22] R. Bel, K. Behnia and H. Berger, *Phys. Rev. Lett.* **91**, 066602 (2003)
 - [23] R. T. Davies, *Rep. Prog. Phys.*, **28**, 249 (1965)
 - [24] I. Paul and G. Kotliar, *Phys. Rev. B* **64**, 184414 (2001)
 - [25] H. Kontani et al., *Phys. Rev. Lett.* **89**, 237003 (2002)
 - [26] P. Coleman et al., *J. Phys. Condens. Matter* **13**, R723 (2001)
 - [27] M. R. Norman et al., *Phys. Rev. Lett.* **90**, 116601 (2003)
 - [28] J. Fluquet, to be published in *Progress in Low temper-*

- ature Physics, Elsevier, Amsterdam (2004) (2003)
- [29] S. Nakatsuji, D. Pines and Z. Fisk, cond-mat/0304587