

Random matrix ensembles from nonextensive entropy

Fabricio Toscano

Universidade Federal do Rio de Janeiro (UFRJ),
Instituto de Física, Caixa Postal 68528,
21941-972, Rio de Janeiro, BrazilRaul O. Vallejos^y and Constantino Tsallis^zCentro Brasileiro de Pesquisas Físicas (CBPF),
Rua Dr. Xavier Sigaud 150,
22290-180 Rio de Janeiro, RJ, Brazil
(Dated: April 14, 2024)

The classical Gaussian ensembles of random matrices can be constructed by maximizing Boltzmann-Gibbs-Shannon's entropy, $S_{\text{BGS}} = -\int dH [P(H)] \ln P(H)$; with suitable constraints. Here we construct and analyze random matrix ensembles arising from the generalized entropy $S_q = -\int dH [P(H)]^q = (q-1)$ (thus $S_1 = S_{\text{BGS}}$). The resulting ensembles are characterized by a parameter q measuring the degree of nonextensivity of the entropic form. Making $q \rightarrow 1$ recovers the Gaussian ensembles. If $q \neq 1$, the joint probability distributions $P(H)$ cannot be factorized, i.e., the matrix elements of H are correlated. In the limit of large matrices two different regimes are observed. When $q < 1$, $P(H)$ has compact support, and the fluctuations tend asymptotically to those of the Gaussian ensembles. Anomalies appear for $q > 1$: Both $P(H)$ and the marginal distributions $P(H_{ij})$ show power-law tails. Numerical analyses reveal that the nearest-neighbor spacing distribution is also long-tailed (not Wigner-Dyson) and, after proper scaling, very close to the result for the 2×2 case (a generalization of Wigner's sum rule). We discuss connections of these "nonextensive" ensembles with other non-Gaussian ones, like the so-called Levy ensembles and those arising from soft-confinement.

PACS numbers: 05.45.Mt (quantum chaos), 24.60.Lz (chaos in nuclear systems), 05.20.-y (classical statistical mechanics)

I. INTRODUCTION

The Gaussian ensembles of Random Matrix Theory provide the standard statistical description of spectral fluctuations in a multiplicity of quantum systems ranging from nuclei to disordered mesoscopic conductors and classically chaotic systems [1, 2, 3, 4, 5].

Gaussian ensembles can be obtained from two postulates: the invariance of the joint distribution probability $P(H)$ with respect to changes of bases and the statistical independence of matrix elements. An alternative and more appealing way of constructing random matrix ensembles uses a maximum entropy principle [1, 6]. One constraint is normalization,

$$\int dH P(H) = 1 : \quad (1)$$

The other one has the purpose of confining the spectrum, but is otherwise arbitrary (as long as the integral

converges),

$$\int dH P(H) \text{tr} V(H) = 1 \quad (2)$$

(the trace ensures rotational invariance). For instance, the Gaussian ensemble of real symmetric matrices is obtained by the simplest choice

$$V(H) = H^2 : \quad (3)$$

It has been proven that, in the limit of large matrices, and for a strong enough confining potential V , local fluctuation properties tend to those of the Gaussian case, whatever the shape of V [7, 8].

To escape from Gaussian universality one must consider soft-confinement potentials [9, 10], or breaking rotational invariance. The latter case typically arises when matrix elements H_{ij} are independent (non Gaussian) random variables. For instance, Cizeau and Bouchaud constructed anomalous "Levy ensembles" by drawing H_{ij} from a long-tailed distribution [11].

The purpose of this paper is to present a new way of constructing non-Gaussian ensembles while preserving rotational invariance. The idea is to use a maximum entropy approach with the usual constraints but with the nonextensive entropy [12]:

$$S_q[P(H)] = \frac{1}{q-1} \int dH [P(H)]^q ; \quad (4)$$

^Electronic address: toscano@ifufrj.br

^yElectronic address: vallejos@cbpf.br; URL: <http://www.cbpf.br/~vallejos>

^zElectronic address: tsallis@cbpf.br; URL: <http://tsallis.cat.cbpf.br/biblio.htm>

where q is a free real parameter ($q = 1$ recovers Shannon's standard entropy). This scheme produces a variety of ensembles, with q controlling the degree of concentration. Some ensembles belong to the Gaussian universality class but others exhibit anomalous behavior, characterized by distributions having power-law tails.

The explicit construction of these q -ensembles is presented in Sect. II, where we also derive expressions for marginal distributions and the joint density of eigenvalues. Remarkably, for large matrices, the q -ensembles can be represented as a superposition of Gaussian ensembles. This allows us to obtain closed analytical formulas for the eigenvalue density, level-spacing probability distributions, etc (Sect. III). The comparison of analytical results with numerical simulations is the subject Sect. IV. We present in Sect. V the concluding remarks.

II. THE GENERALIZED ENSEMBLES

For simplicity we restrict our analysis to ensembles of real and symmetric matrices H (extensions are straightforward). The volume element in this space is

$$dH = \prod_{i=1}^N dH_{ii} \prod_{i < j} dH_{ij}; \quad (5)$$

where it is understood that matrices are of size $N \times N$. Generalized ensembles are obtained by maximizing the entropy of Eq. (4) subjected to normalization, Eq. (1), and

$$\frac{\int dH \text{tr} H^2 [P(H)]^q}{\int dH [P(H)]^q} = \epsilon^2; \quad (6)$$

with ϵ a constant having units of energy (we are assuming that of H is a Hamiltonian). Equation (6) is the generalization of the usual constraint that leads to the Gaussian ensembles in the standard maximum entropy approach. Arguments justifying the use of the escort probabilities P^q , and applications of this generalized maximum entropy scheme to various problems can be found in Ref. [12].

Using the Lagrange multiplier technique it is straightforward to find the distribution of maximum entropy:

$$P(H) / \exp_q \text{tr} H^2; \quad (7)$$

where we have defined the q -exponential function [12]

$$\exp_q(x) = [1 + (1-q)x]_+^{1/(1-q)}; \quad (8)$$

with

$$[x]_+ = \max(x, 0); \quad (9)$$

[note that $\exp_1(x) = \exp(x)$]. The omitted normalization constant in (7) and the parameter ϵ can be determined

from the constraints (1) and (6). (Some preliminary results along these lines have been obtained by Evans and Michael [13]).

The ensemble defined by Eq. (7) will be called the " q -Orthogonal Ensemble" (qOE), as it can be seen in (7) that the probability distribution depends only on $\text{tr} H^2$, an orthogonal invariant. When $q \neq 1$ the q -exponential function tends to the usual exponential, and one recovers the Gaussian Orthogonal Ensemble (GOE). Except for the $q = 1$ case, the q -exponential in (7) cannot be factorized into a product of (marginal) distributions for individual matrix elements H_{ij} , which are then correlated. We can already verify that the cases $q < 1$ and $q > 1$ are qualitatively different. Equations (8) and (9) show that for $q < 1$ the distributions have compact support; if $q > 1$, there are always power-law tails (we are assuming $\epsilon > 0$, see below).

To proceed with the analysis of qOE it will be convenient to think of matrices H as points in a d -dimensional euclidean space [1, 15, 16]. The first N components of a point r correspond to diagonal elements H_{ii} , the last ones to the upper triangle H_{ij} , $i < j$:

$$r = (H_{11}; \dots; \frac{1}{\sqrt{2}} H_{12}; \dots; \frac{1}{\sqrt{2}} H_{N-1,N}); \quad (10)$$

The dimension of this space equals the number of independent matrix elements of H , i.e.,

$$d = \frac{N(N+1)}{2}; \quad (11)$$

The scaling of H_{ij} by $\frac{1}{\sqrt{2}}$ makes the probability distribution (7) spherically symmetric in R^d , i.e., $P_{qOE}(r)$ is the product of a uniform distribution in the angles, and a radial distribution [14]

$$P(r; q; N) / r^{d-1} \exp_q(-r^2); \quad (12)$$

where

$$r^2 = r \cdot r = \text{tr} H^2; \quad (13)$$

The observations above imply that qOE belong to the wider category of "spherical ensembles" recently studied by Le Caer and Delannay [15, 16].

For $q > 1$, the distribution (12) has a power-law tail that goes like $1/r^{(1+q)}$ with

$$= \frac{2}{q-1} d; \quad (14)$$

Then the normalization condition cannot be satisfied for all values of q , but only by those making $\epsilon > 0$, i.e.,

$$1 < q < 1 + \frac{2}{d}; \quad (15)$$

(Note the formal similarity between this problem and the generalized random walker in d dimensions [17].)

The Lagrange multiplier is given by

$$= \frac{1}{2} \frac{d}{2 + d(q-1)}; \quad (16)$$

Inside the region (15) (i.e., normalizability) is always positive.

Integrating Eq. (7) over all variables but one, we obtain the marginal distributions for diagonal and off-diagonal matrix elements, [18]

$$P(H_{ii}) / \exp_{q^0} H_{ii}^2; \quad (17)$$

$$P(H_{ij}) / \exp_{q^0} 2 H_{ij}^2; \quad (18)$$

where

$$q^0 = \frac{2}{2} \frac{(d-3)(q-1)}{(d-1)(q-1)} \quad (19)$$

and

$$q^0 = \frac{d}{2} \frac{2}{2} \frac{(d-1)(q-1)}{(d-1)(q-1)}; \quad (20)$$

The following properties can be easily verified. The parameter q^0 is an increasing function of q , and around the critical value $q = 1$ one has

$$q^0 = q + O((q-1)^2); \quad (21)$$

In addition, q^0 is always positive. Then, in parallel with the global $P(H)$, the marginal distributions also decay as power laws or have compact support, depending on q being larger or smaller than one, respectively. We remark that the matrix elements are not independent, so, $P(H)$ cannot be reconstructed from the marginal probabilities (17,18).

The joint density of eigenvalues can be obtained in a straightforward way: [4, 13]

$$P(\{H_{ij}\}; N) / \prod_{i < j=1}^N \prod_{i=1}^N \exp_{q^0} H_{ij}^2 = \prod_{i=1}^N \exp_{q^0} H_{ii}^2; \quad (22)$$

The part that is responsible for level repulsion is identical to that in GOE because it arises only from orthogonal symmetry. The difference is in the confinement term, which in the present case is a non-separable q -exponential. Thus the "potential" that confines the spectrum is not a single-particle quadratic well, as in GOE. It is rather a mean field, proportional to the moment of inertia H_{ii}^2 .

We can get a clear view of the generalized ensembles by noting that these are connected to the so-called Fixed Trace Ensembles (FTE) and, for large N , to the Gaussian ensembles. In fact, recall that FTE are defined by [1, 15, 16]

$$P_{FTE}(H; r; N) \propto (\text{tr} H^2 - r^2); \quad (23)$$

Let $f(H)$ be an arbitrary function and consider the averages in both ensembles qOE and FTE, namely,

$$\langle f(H) \rangle_{qOE} = \int dH P_{qOE}(H; q; N) f(H); \quad (24)$$

and

$$\langle f(H) \rangle_{FTE} = \int dH P_{FTE}(H; r; N) f(H); \quad (25)$$

Then we have the relation

$$\langle f(H) \rangle_{qOE} = \int dH P_{qOE}(H; q; N) f(H) = \int dH P_{FTE}(H; r; N) f(H); \quad (26)$$

The average over qOE can be calculated in two stages. First do the average over the angles, for a fixed radius r . This corresponds to a FTE average. Then average over radii, with the weighting function $P(r)$. Of course, the same is true for the GOE, which corresponds to the particular case $q = 1$. The relationship between qOE (or GOE) and FTE is analogous to that between the canonical and microcanonical ensembles of Statistical Mechanics.

Equation (26) involves no approximations. Although exact, it is not very useful because it requires the knowledge of fixed-trace averages. However, if one is interested in the limit of large matrices, important simplifications can be made.

III. THE LARGE N LIMIT

The key point is that, for N large enough, the FTE average in the r.h.s. of (26) can be approximated by an average in a GOE having the property $\text{tr} H^2 = r^2$. Then, if we know the GOE average of a given function, its corresponding qOE average can in principle be calculated by doing just one integration. We will analyze in detail two spectral statistics: the eigenvalue density,

$$\rho(\lambda; q; N) = \frac{1}{N} \sum_{i=1}^N \delta(\lambda - \lambda_i); \quad (27)$$

and the distribution of level spacings,

$$p(s; q; N) = \langle \delta(s - \lambda_{i+1} - \lambda_i) \rangle; \quad (28)$$

In the last equation λ_i and λ_{i+1} are two consecutive eigenvalues lying at the center of the band, i.e., $\lambda_i \approx 0$. It is (or will become) clear that other statistics, e.g., two-point correlation functions, can also be considered along the same lines.

In order to obtain the qOE averages of (27) and (28) we need the corresponding FTE expressions, to be further averaged with $P(r; q; N)$, as indicated by Eq. (26). However, we will approximate FTE averages by the corresponding GOE ones. Then, the basic ingredients become the "semicircle law" (for the eigenvalue density),

$$\rho(\lambda; N; r) = \frac{N}{2} \frac{r^2 - \lambda^2}{r^2}; \quad (29)$$

and Wigner's sum rule,

$$p(s; N; r) = \frac{N^3 s}{2 r^2} \exp \left(-\frac{N^3 s^2}{4 r^2} \right); \quad (30)$$

giving the level-spacing distribution. Equations (29) and (30) are good approximations for both GOE and FTE distributions when N is large [15].

We recall that if $q > 1$, the normalization condition (15) limits the value of N to a finite domain. On the other hand, the case $q < 1$ does not present such a problem. So, we analyze both cases separately.

A. Ensembles with $q < 1$

Except for providing an energy scale, μ plays no special role. From now on, without loss of generality, we set $\mu = 1$. If desired, μ can be restored at any time by dimensional analysis.

When $N \rightarrow 1$ (fixed) the radial distribution of qOE tends to

$$P(r; q; N) / r^{d-1} \sim r^{2-1/(1-q)}; \quad (31)$$

limited to the domain $0 < r < 1$. As d grows, the distribution is squeezed against $r = 1$, being concentrated in a small region below $r = 1$, of width $O(1-d) = O(1-N^2)$. It can be verified that both the level density (29) and the spacing distribution (30), when considered as functions of r , have widths which are $O(1)$. Thus the radial distribution is much narrower and we can safely approximate

$$P(r; q < 1; N \rightarrow 1) \sim \delta(r - 1); \quad (32)$$

We conclude that, when $q < 1$ and $N \rightarrow 1$ the ensembles qOE tend to the GOE [as far as it concerns the distributions being studied, namely Eqs. (27) and (28)].

B. Ensembles with $q > 1$

When $q > 1$ the possible ensembles are restricted to a region in the plane $q-N$ that gets thinner as $N \rightarrow 1$ (see Fig. 1). The natural coordinates in this region are N (or d) and μ [see Eq. (14)], the latter controlling the tails of $P(r)$ and other distributions. For instance, substituting (14) and (16) into (17) or (18), one immediately verifies that the marginal distributions behave asymptotically like

$$P(H_{ij}) \sim \frac{1}{H_{ij}^{1+\mu}}; \quad (33)$$

The radial distribution (12), as a function of $r; \mu; N$ becomes:

$$P(r; \mu; N) / r^{d-1} \sim 1 + \frac{d}{2} r^2 \quad (d-1)=2; \quad (34)$$

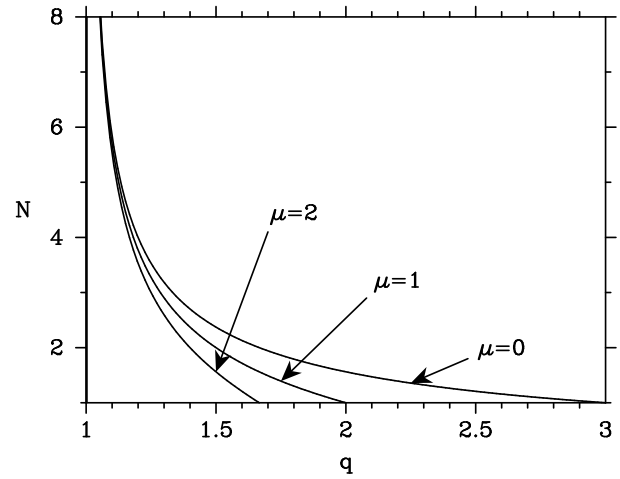


FIG. 1: When $q > 1$ the ensembles qOE lie in the region limited by the axes and the curve $\mu = 0$ (normalization frontier). As N becomes large, the maximum q allowed tends to one. Lines correspond to families of ensembles having the same power-law tails (labeled by μ).

This expression allows the identification of some well known ensembles as special members of the qOE class: the Cauchy-Lorentz ensemble corresponds to $\mu = 1$. An integer $\mu > 1$ produces Student's ensembles (see [15, 16] and references therein; see also [20]).

Now we analyze the limit $N \rightarrow 1$ while keeping $\mu > 0$ fixed, i.e., we move upwards along the curves of Fig. 1. As in the case $q < 1$, examined before, there is a limiting distribution. Some simple algebra leads to

$$P(r; \mu; N \rightarrow 1) / r^{(1+\mu)} \sim \exp \left(-\frac{\mu}{2r^2} \right); \quad (35)$$

Only when $\mu \rightarrow 1$, P tends to the delta function (32), and GOE is recovered. For finite μ the width of $P(r)$ is at least $O(1)$. In any case, the average of a given GOE distribution with $P(r)$ gives the corresponding qOE distribution (via Eq. (26) with $\text{hf}(H)_{\text{FTE}} = \text{hf}(H)_{\text{GOE}}$, when $N \rightarrow 1$). Let us first consider the density of states. Inserting Eqs. (29) and (35) into (26) we obtain

$$\rho(0; \mu) / \rho_{N=2} = \int_0^1 \frac{P(r)}{r^{1+\mu}} dr \sim \int_0^1 \frac{1}{r^{1+\mu}} \exp \left(-\frac{\mu}{2r^2} \right) dr; \quad (36)$$

This integral can not be expressed in terms of elementary functions. However, some information can be extracted analytically. Setting $\mu = 0$ one obtains the qOE density of states at the center of the band,

$$\rho(0; 0) = \frac{N^{3/2}}{2} \frac{[(1+\mu)=2]}{[\mu=2]} \sim \frac{1}{2}; \quad (37)$$

The behavior for large μ can be easily recognized by making the change of variables $2r = \frac{1}{N} z$ in (36), which leads to

$$\rho(0; \mu) / \rho_{N=2}^{(1+\mu)} = \int_0^1 \frac{P(z)}{z^{1+\mu}} dz \sim \int_0^1 \frac{1}{z^{1+\mu}} \exp \left(-\frac{2}{N z^2} \right) dz; \quad (38)$$

Evidently the tails vanish like $s^{-(1+\beta)}$. This is also the behavior observed by Cizeau and Bouchaud in their "Levy ensembles" of matrices having independent entries distributed according to the same law of Eq. (33) [11]. We note, however, that the analogies can not be pushed further because our ensembles are rotationally invariant and Levy ensembles are not (the ensembles of Ref. [11] belong to the so-called β -symmetric class [15]).

The calculation of the spacing distribution proceeds as before. We have to insert Eqs. (30) and (35) into (26). The result is

$$p(s; \beta) / s \propto \int_0^1 dr r^{-(1+\beta)} \exp \left(-\frac{r^2}{2s^2} \left(1 + \frac{N^3 s^2}{2} \right) \right) ; \quad (39)$$

The dependence on s can be easily isolated by a change of variables, so we can write:

$$p(s; \beta) / s \propto \left(1 + \frac{N^3 s^2}{2} \right)^{-(1+\beta/2)} ; \quad (40)$$

or alternatively

$$p(s; \beta) / s \propto \exp_{q_\beta}(-s^2) ; \quad (41)$$

where

$$q_\beta = \frac{\beta + 4}{\beta + 2} \quad \text{and} \quad \frac{N^3}{4} \frac{\beta + 2}{\beta + 4} ; \quad (42)$$

The function of Eq.(40) (or Eq.(41)) is identical in shape with the exact level-spacing distribution of the 2×2 qOE having the same β (see appendix). Then, both distributions can be collapsed by a simple scaling of the arguments. This curious result constitutes a generalization of Wigner's surmise to qOE.

Remark. When analyzing spectral statistics it is usual to normalize energies so that the (local) average spacing is one (the spectrum is "unfolded"). This amounts to measuring energies in units of

$$\int_0^1 ds sp(s) ; \quad (43)$$

Note, however, that in qOE the first moment of $p(s)$ does not exist for $\beta < 1$. In these cases, instead of ϵ , one may alternatively use the energy scale

$$\epsilon = \int_0^1 ds s^{-1} p(s) ; \quad (44)$$

Due to level repulsion there is no singularity at $s = 0$, and ϵ always exists, thus representing a characteristic energy of qOE. It is close to the inverse of the level density at $\beta = 0$:

$$\epsilon = \frac{2}{(0; \beta)} ; \quad (45)$$

with $(0; \beta)$ given in (37).

IV. NUMERICAL RESULTS

When thought of as clouds in R^d , via the map of Eq. (10), both ensembles qOE and GOE are spherically symmetric. This means that qOE can be constructed just by rescaling the radii of all points in the GOE cloud [15, 16]. Thus, the construction of a qOE matrix H_1 (with parameters q, N) can be done in three steps. (i) Construct a GOE matrix H_0 of size $N \times N$. In this case matrix elements are independent and can be calculated using Eqs. (17) and (18) with $q = 1$. The radius of H_0 is

$$r_0 = \frac{q}{\text{tr} H_0^2} ; \quad (46)$$

(ii) Choose a radius r_1 randomly according to the radial probability distribution $P(r_1; q; N)$ of Eq. (12). (iii) Define H_1 as

$$H_1 = H_0 \frac{r_1}{r_0} ; \quad (47)$$

This is the recipe we followed for constructing qOE matrices. (If, instead of being a random variable, r_1 is fixed, we obtain a matrix belonging to FTE.) The only difficulty is to devise the random number generator, especially when $P(r)$ has very long tails. For this purpose we used a combination of the rejection method and the transformation method, as explained in Ref. [21].

In Fig. 2 we show histograms representing densities of states obtained from diagonalization of qOE matrices. It is clear that they are very well described by the formula (38), which was evaluated by direct numerical integration. The statistics of level spacings is exhibited in

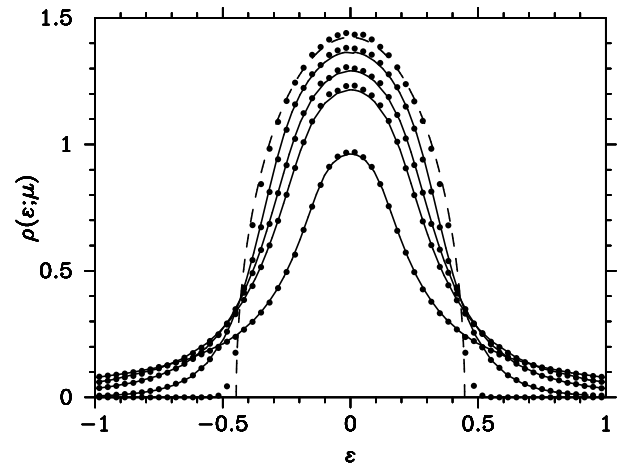


FIG. 2: Density of states in the ensembles qOE (normalized to one). We compare histograms generated numerically (dots) with the theoretical result of Eq. (38) (curves). Each histogram was generated from a set of 10^5 matrices. We used the following values of μ : 0.5, 1.5, 2.5, 6.0, 1. Densities with larger μ 's have larger values at $\epsilon = 0$ and decay faster. In all cases $N = 20$ and $\beta = 1$. The dashed line corresponds to the GOE semicircle ($N \rightarrow \infty$).

Fig. 3. Histograms were obtained by binning data from 10^5 matrices. Each matrix contributed with the "central" spacing between levels $\mu_{N=2}$ and $\mu_{N=2+1}$. The analytical curves are the q -distributions of Eq. (40). A gain the agreement between theory and simulations is satisfactory. In both figures we observe some small deviations, which may be attributed to the relatively small size of the matrices considered ($N = 20$). The values of q were chosen in accordance to the following criterion. When $q = 0.5$ all integer moments diverge. For $q = 1.5$ ($q = 2.5$) the first (second) moment exists but higher ones diverge. The case $q = 6.0$ is intended to represent an ensemble qOE approaching GOE.

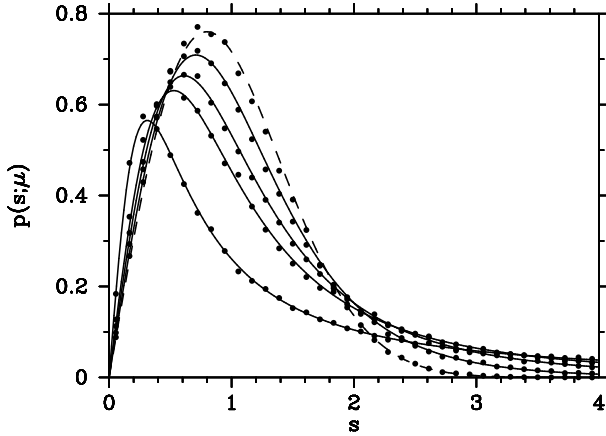


FIG. 3: Level-spacing distribution in the ensembles qOE. We compare histograms generated numerically (dots) with the theoretical result of Eq. (40) (curves). Each histogram was generated from a set of 10^5 matrices, each matrix contributing one pair of levels. We used the same values of q as in Fig. 1. Distributions with larger q 's have higher maxima and decay faster. In all cases $N = 20$ and $\mu = 1$.

V. CONCLUSIONS

This paper explores the possibility of using a modified maximum entropy method to construct random matrix ensembles. Whereas the usual logarithmic entropy leads to ensembles characterized by exponential laws, the power-law entropy of Eq. (4) naturally produces ensembles with long-tailed distributions, (e.g., the so-called q -Gaussians [12]). These ensembles (qOE) recover the Cauchy-Lorentz and Student's ones for special choices of the parameters.

Of course, the same families of ensembles can also be obtained from say the standard maximum entropy approach, but at the expense of introducing a complicated constraint. A similar situation arises in the maximum entropy approach to anomalous diffusion, where one can choose between an unappealing constraint [22] and a nonextensive entropy [17, 19]. By sweeping the parameter q one switches from sub- to superdiffusive regimes,

$q = 1$ giving normal diffusion [17, 19].

In the present case, the entropic index q controls the confinement, allowing to access different universality classes. The anomalies we found can be associated to an effect of soft- (or weak-) confinement. However, the confining potential in qOE is many-body, as opposed to the more common single-particle confinement in standard Random Matrix Theories.

Gaussian ensembles are ergodic [23]. In Sect. III we explicitly used the fact that individual large qOE matrices have GOE statistics. This implies that qOE is not ergodic (if q is finite). In random matrix theory, non-ergodicity is considered to be a drawback because, it is argued, predictions (ensemble-averages) are compared with data obtained from a single system. We do not object to this reasoning, but just mention that in some cases empirical data are indeed extracted from ensembles of Hamiltonians [24, 25].

Acknowledgments

We are grateful to C. Anteneodo, S. Ghosh, C. H. Lewenkopf, and A. M. Ozorio de Almeida for fruitful comments. Partial financial aid from FAPERJ, CNPq, and PRONEX is gratefully acknowledged.

APPENDIX A: GENERALIZED WIGNER SURMISE

Here we apply (26) to the level spacing distribution in qOE with $N = 2$. We want to calculate

$$p(s; q; \mu) = h[(\mu_2 - \mu_1)(H)] \text{ sli}_{qOE}; \quad (\text{A1})$$

where $\mu_1 < \mu_2$ are the eigenvalues of H . First we need $p(s; r)$ for FTE. This is a known result [16]:

$$p(s; r) = \frac{s}{2r} \frac{1}{\sqrt{2r^2 - s^2}} \quad (\text{A2})$$

(if the argument of the root is positive; zero otherwise). According to (26), $p(s; q; \mu)$ is obtained by averaging (A2) with the radial weight of qOE, Eq. (12) with $d = 3$. We show the result for the case $q > 1$:

$$p(s; q; \mu) / \text{sexp}_{q^{\omega}} \propto s^2; \quad (\text{A3})$$

where

$$q^{\omega} = \frac{1+q}{3-q}; \quad (\text{A4})$$

and

$$\omega = \frac{3-q}{4-(5-3-q)}; \quad (\text{A5})$$

Equation (A 3) plays the role of Wigner's sum rule for qOE. It is more useful to rewrite (A 3) in terms of the parameter of Eq. (14). The result is

$$p(s;q) / s = 1 + \frac{3s^2}{2} \quad (1+ = 2) : \quad (A 6)$$

In Sect. III this expression is compared with the spacing distribution for the large N case (Eq. (40)).

-
- [1] Statistical Theories of Spectra: Fluctuations, edited by C.E.Porter (Academic, New York, 1965).
- [2] M.L.Mehta, Random Matrices and the Statistical Theory of Energy Levels (Academic, New York, 1967).
- [3] T.A.Brody, J.Flores, J.B.French, P.A.Melby, A.Pandey, and S.S.M.Wong, Rev.Mod.Phys. 53, 385 (1981).
- [4] O.Bohigas, in Chaos and Quantum Physics, Proceedings of Les Houches Summer School of Theoretical Physics, Les Houches, 1989, edited by M.J.Giannoni, A.Voros, and J.Zinn-Justin (North-Holland, Amsterdam, 1991).
- [5] T.Guhr, A.Muller-Groeling, and H.A.Weidemüller, Phys.Rep.299, 189 (1998).
- [6] R.Balian, Nuov.Cim. 57B, 183 (1968).
- [7] E.Brezin and A.Zee, Nuc.Phys.B 402, 613 (1993).
- [8] G.Hackenbroich and H.A.Weidemüller, Phys. Rev. Lett. 74, 4118 (1995).
- [9] K.A.Muttalib, Y.Chen, M.E.H.Ismail, and V.N.Nicopoulos, Phys.Rev.Lett. 71, 471 (1993).
- [10] E.Bogomolny, O.Bohigas, and M.P.Pato, Phys. Rev. E 55, 6707 (1997).
- [11] P.Cizeau and J.P.Bouchaud, Phys. Rev. E 50, 1810 (1994).
- [12] C.Tsallis, J. Stat. Phys. 52, 479 (1988); G.Kaniadakis, M.Lissia, and A.Rapisarda (eds.), Non Extensive Thermodynamics and Physical Applications, Physica A 305 (Elsevier, Amsterdam, 2002); M.Gell-Mann and C.Tsallis (eds.), Nonextensive Entropy { Interdisciplinary Applications (Oxford University Press, New York, 2004); H.L.Swinney and C.Tsallis (eds.), Anomalous Distributions, Nonlinear Dynamics, and Nonextensivity, Physica D (Elsevier, Amsterdam), in press. A regularly updated bibliography on the subject can be found at <http://tsallis.cat.cbpf.br/biblio.htm>.
- [13] J.Evans and F.Michael, eprints cond-mat/0207472 and /0208151.
- [14] If desired, the normalization constants we omit here and there can be easily calculated using any symbolic computing software.
- [15] G.LeCaer and R.Delannay, Phys. Rev. E 59, 6281 (1999).
- [16] R.Delannay and G.LeCaer, J.Phys.A 33, 2611 (2000).
- [17] C.Tsallis, A.M.C.de Souza, and R.Maynard, in Levities and related topics in Physics, eds. M.F.Shlesinger, G.M.Zaslavsky, and U.Frisch (Springer, Berlin, 1995), p. 269; D.H.Zanette, Braz. J. Phys. 29, 108 (1999).
- [18] R.S.Mendes and C.Tsallis, Phys. Lett. A 285, 273 (2001).
- [19] P.A.Lemany and D.H.Zanette, Phys.Rev.E 49, R956 (1994) and Phys. Rev. Lett. 75, 366 (1995); C.Tsallis, S.V.F.Levy, A.M.C.Souza, and R.Maynard, Phys. Rev. Lett. 75, 3589 (1995) and Phys.Rev.Lett. 77, 5442 (1996); D.Prato and C.Tsallis, Phys. Rev. E 60, 2398 (1999).
- [20] A.M.C.de Souza and C.Tsallis, Physica A 236, 52 (1997).
- [21] W.H.Press, S.A.Teukolsky, W.T.Vetterling and B.P.Flannery, Numerical Recipes (Cambridge University Press, Cambridge, 1992).
- [22] E.W.Montroll and M.F.Shlesinger, J. Stat. Phys. 32, 209 (1983).
- [23] Z.Puhar and H.A.Weidemüller, Phys. Rev. Lett. 84, 2833 (2000).
- [24] R.U.Haq, A.Pandey, and O.Bohigas, Phys. Rev. Lett. 48, 1086 (1982).
- [25] L.Levy, H.Reich, L.Pfeifer, and K.West, Physica 189B, 204 (1993).