

Superslow Self-Organized Motions in a Multimode Microwave Phonon Laser (Phaser) under Resonant Destabilization of Stationary Acoustic Stimulated Emission

D. N. Makhovetskii

Usikov Institute of Radiophysics and Electronics of National Academy of Sciences,
12, Ac. Proskura street, Kharkov, 61085, Ukraine

(dated: February 6, 2004)

Two qualitatively different kinds of resonant destabilization of phonon stimulated emission (SE) are experimentally revealed for periodically forced multimode ruby phaser (phonon laser) operating at microwave acoustic frequencies $\omega_N \approx 9$ GHz (acoustic SE wavelength $\lambda \approx 1$ cm). The inversion state of Cr^{3+} electronic spin-system in ruby was created by electromagnetic pump with frequency $\omega_p = 23$ GHz. Under deep modulation of pump power at low frequencies ($\omega_m = 70 - 200$ Hz, where ω_m is the modulation frequency) a fast deterministic chaotic alternation of the microwave phonon SE modes with different indexes N is observed. This range of SE destabilization corresponds to the relaxational resonance that is well known for optical class-B lasers. Outside the relaxational resonance range, namely at ultra-low (infrasonic) frequencies $\omega_m \approx 10$ Hz of electromagnetic pump modulation, the other kind of resonant destabilization of stationary phonon SE is observed for the first time. This new nonlinear resonance (we call it π -resonance) manifests itself as very slow and periodically repeated self-reorganization of the acoustic microwave power spectra (AMPS) of a phaser generation. The period of such self-organized motions depends significantly on ω_m and changes by several orders of magnitude when ω_m varies within several percent. Near the vertex of π -resonance the period of AMPS self-reorganizations takes giant values of several hours (at $T = 1.8$ K). The second kind of SE resonant destabilization is explained in terms of antiphase energy exchange between acoustic SE modes in a modulated phaser. The role of polarized nuclear spin-system (formed by Al^{27} nuclei of the ruby crystalline matrix Al_2O_3) in these superslow self-organized motions is discussed.

PACS numbers: 05.65.+b, 42.65.Sf, 43.35.+d

I. INTRODUCTION

The possibility of phonon stimulated emission (SE) in activated crystals was considered as early as 1960s [1, 2]. Yet, speculation about various mechanisms of phonon SE persists even today (see, e.g., [3]). In experiments, phonon SE was first observed and studied [4, 5, 6, 7, 8] on dielectric crystals doped by Fe-group paramagnetic ions. The SE effect manifests itself as the quantum paramagnetic amplification of a coherent microwave phonon flux (hypersound) when spin levels that may take part in spin-phonon interaction are inversely populated. This effect may be viewed as an acoustic analogue [4, 5, 6, 7, 8, 9] of maser amplification of electromagnetic waves [10] (not counting a number of features of nonlinear processes in the signal and pump channels [11, 12, 13, 14]).

At the same time, the mechanism of quantum generation of microwave acoustic oscillations, which was discovered experimentally in [15, 16], has long remained unclear. The reasons were the attempts to draw analogy (see, e.g., [17]) between acoustic quantum generators (phasers) and usual electromagnetic quantum generators of maser type, which does exist between related quantum amplifiers.

In experimental studies [12, 18, 19] of microwave acoustic SE in $\text{Ni}^{2+}\text{Al}_2\text{O}_3$ and $\text{Cr}^{3+}\text{Al}_2\text{O}_3$ crystals, it was shown that operation of microwave phaser generator is physically much closer to optical or near-infrared (near-IR) lasing than to operation of microwave maser generator. In fact, the hypersonic wavelength in a Fabry-Perot acoustic resonator (FPAR) is roughly $1/3$ cm (i.e., falls into the near-IR range). The quality factor Q_c of an FPAR, as well as the quality factor of electromagnetic cavities in many lasers, is high: $Q_c \approx 10^5 - 10^6$ [12, 18, 19] (certainly, this value is reached at liquid helium temperatures, when the non-resonant absorption of hypersound is low). Therefore, experimental SE spectra of phasers operating in the autonomous regime [12, 16, 18] sometimes are similar to those observed for class-B multimode solid-state lasers (for which $\frac{1}{T_c} \approx \frac{2}{T_1 + T_2}$, where T_1 and T_2 are the longitudinal and transverse relaxation times for active centers, T_c is the lifetime of field excitations in the cavity).

However, phasers differ radically from lasers in regard to the intrinsic quantum noise (spontaneous emission) intensity J_{spont} . Since the velocity of hypersound v_u is several orders of magnitude lower than the velocity of light, the SE frequency in a phaser with a hypersonic wavelength of $1/3$ cm lies in the range $3 - 10$ GHz [12, 18, 19], i.e., is several orders of magnitude lower than in a laser. Accordingly, the relative spontaneous emission intensity in a phaser is ≈ 15 orders of magnitude lower than in a laser (because J_{spont} grows as ω^{-3}). In essence, a phaser may be

Electronic address: makhov@ire.kharkov.ua

considered as a deterministic dynamic system throughout the SE intensity range available. This is of crucial importance for studying motion in systems with a complex stratified phase space. It is known that multiplicative noise (including spontaneous emission in a nonlinear active medium) affects the behavior of dynamic systems in a very intriguing manner [20], causing coarsening of the phase space topology [21], etc.

Earlier [22], we experimentally revealed strong dynamic narrowing of the SE spectra in a nonlinear FPAR with modulated electromagnetic pump of paramagnetic centers. This narrowing was attributed to the resonant destabilization of energy exchange between FPAR hypersonic (microwave acoustic) modes under ultra-low-frequency (infrasonic) forcing of ruby ($\text{Cr}^{3+}:\text{Al}_2\text{O}_3$) spin-phonon system. Further investigation of this microwave deterministic system as a part of nonautonomous phaser allowed us to reveal its still more unexpected property: superslow large-scale laminar self-regulations of the SE spectra akin to autowave motions [19, 23]. Below, we report these experimental studies in details and discuss the nature of the phenomena observed.

II. PHASER SYSTEM

A. Microwave Fabry-Pérot Acoustic Resonator, Active Centers, and Hypersonic Transducer

Experiments were carried out by using a ruby phaser [12, 22, 24] with the electromagnetic pump power P periodically modulated at ultra-low (infrasonic) and low (ultrasonic) frequencies: $\Omega_m = 2\pi \cdot 1 \text{ Hz} \div 3 \text{ kHz}$ (hereafter, the factor 2 will be omitted). A solid-state FPAR, which was made of synthetic single-crystal pink ruby, had the form of a cylinder with a diameter $d_c = 2.6 \text{ mm}$ and length $L_c = 17.6 \text{ mm}$. The end faces of the cylinder are parallel to each other and optically flat: they serve as acoustic mirrors for hypersonic waves. The 3-rd order crystallographic axis σ_3 of the ruby coincides with the geometrical axis σ_c of the FPAR. The concentration of Cr^{3+} ions is $C_a = 1.3 \cdot 10^3 \text{ cm}^{-3}$ (i.e., 0.03%). All measurements were made in the interval of temperatures $T = 1.8 \div 4.2 \text{ K}$.

For a hypersonic frequency near $\omega = 9.1 \text{ GHz}$ and L_c mentioned above, the separation between longitudinal acoustic modes of the FPAR is $\omega_N^{(0)} = \frac{v}{L_c} N$, $\omega_{N+1}^{(0)} = \frac{v}{L_c} (N+1) = 310 \text{ kHz}$. Here, $\omega_N^{(0)}$ is the frequency of an N -th mode of the FPAR in the "cold" regime, i.e., at $P = 0$. The frequencies of the hypersound modes, i.e., the frequencies of phonon SE modes $\omega_N^{(P)}$ in the "hot" regime ($P > P_g$), where P_g is the pump power at which phaser generation starts, lie near 9.12 GHz according to the frequency $\omega_s = \frac{1}{2} [\omega_3(H) + \omega_2(H)]$ of the inverted spin transition $E_3 \leftrightarrow E_2$ of active centers in a static magnetic field $H = H_0$. Thus, the frequency ω_s corresponds to the vertex of the acoustic paramagnetic

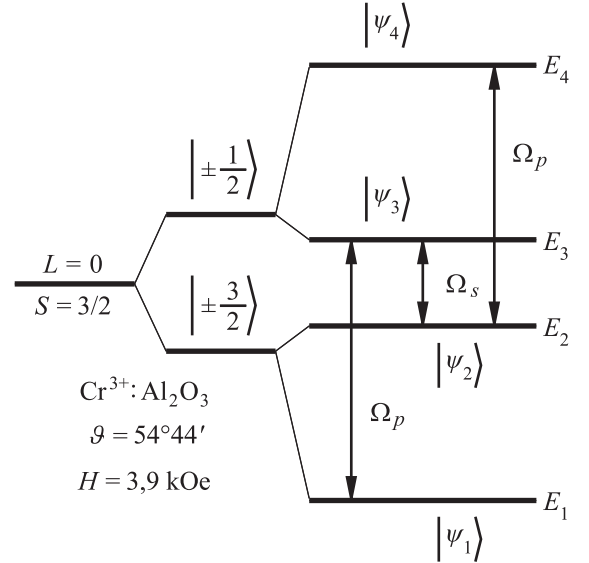


FIG. 1: Push-pull scheme of the energy levels of Cr^{3+} active centers in pink ruby. The lowest spin quadruplet (orbital quantum number $L = 0$, spin quantum number $S = 3/2$) is splitted by electric crystal field into two doublets $\frac{1}{2}$ and $\frac{3}{2}$. Static magnetic field H splits these doublets giving the symmetric scheme of energy levels at $H = 54^\circ 44'$, where θ is the angle between H and ruby crystallographic axis σ_3 . Energy levels E_i and wave functions ψ_i are the eigenvalues and eigenfunctions of the $\text{Cr}^{3+}:\text{Al}_2\text{O}_3$ spin-Hamiltonian (see e.g. [10]). At $H = 3.9 \text{ kOe}$ the push-pull pump frequency $\omega_p = (E_4 - E_2) \approx (E_3 - E_1) \approx 23 \text{ GHz}$ and the signal frequency $\omega_s = (E_3 - E_2) \approx 9 \text{ GHz}$.

resonance (APR) line coinciding by magnetic field with two electron spin resonance (ESR) lines allowed for the electromagnetic pump (Fig. 1).

The value of H_0 depends on the frequency ω_p of the pump microwave field, which saturates the spin transitions $E_1 \leftrightarrow E_3$ and $E_2 \leftrightarrow E_4$, with $\omega_p = \frac{1}{2} [\omega_3(H_0) + \omega_4(H_0)]$, where $\omega_3(H_0) = \frac{1}{2} [E_3(H_0) - E_1(H_0)]$; $\omega_4(H_0) = \frac{1}{2} [E_4(H_0) - E_2(H_0)]$ (see. Fig. 1). The symbols ψ_i denote wave functions that belong to the energy levels E_i of the ground spin quadruplet (spin $S = 3/2$, orbital quantum number $L = 0$) of a Cr^{3+} ion in the crystal field of ruby. Since this field is of trigonal symmetry, all E_i and ψ_i depend only on H , θ and azimuthal angle ϕ between H and σ_3 [10].

One of the FPAR mirrors was covered by a thin (approximately $0.5 \mu\text{m}$ thick) textured ZnO piezoelectric film with a $0.1 \mu\text{m}$ -thick Al sublayer (both layers were applied by evaporation in vacuum). The texture axis runs normally to the FPAR mirror. The ZnO film is the basic component of a bidirectional hypersonic transducer designed for converting a microwave phonon field to an electromagnetic field and vice versa. The phonon SE arising in the FPAR excites electromagnetic oscillation in the ZnO film, and the electromagnetic signal may be detected by standard microwave techniques. On the

other hand, exciting the ZnO film from the outside by electromagnetic waves with a frequency ω_s , we inject hypersonic waves with the same frequency into the FPAR, with $\omega_u^{(s)} = 3.3 \cdot 10^6 \omega_e^{(s)}$, where $\omega_u^{(s)}$ is the wavelength of longitudinal hypersonic in our system, $\omega_u^{(s)} = 1 \text{ m}$; and $\omega_e^{(s)} = 3 \text{ cm}$ is the wavelength of an electromagnetic wave of the same frequency as the hypersonic wave).

B. Inversion States of Active Centers and Conditions of Phaser Generation

As it was noted earlier, inverted spin states of $E_3 \rightarrow E_2$ transition of Cr^{3+} active centers are formed by the pump microwave electromagnetic field. The frequency ω_p of the pump source may be tuned within $22 - 25 \text{ GHz}$; that is, the pump wavelength $\lambda_p^{(p)}$ belongs to 1.25 cm range of microwaves. Maximal pump power at resonant frequency $\omega_p = 23 \text{ GHz}$ reaches $P = P^{(\text{full})} = 12 \text{ mW}$. Through a diaphragm coupler, the pump field is excited in the cylindrical electromagnetic pump cavity of type H_{011} , which has an eigenfrequency 23.0 GHz , quality factor $Q_{CP} = 8 \cdot 10^4$ and geometrical length coinciding with the length L_C of the FPAR.

The ruby FPAR is placed in the pump cavity along its axis. If $P = 0$ and the magnitude and direction of H are beyond the APR range, the absorption of the hypersonic injected into the FPAR depends on such the two parameters:

- (i) the nonresonant volume attenuation α_{vol} (including losses on the lateral surfaces of the FPAR) and
- (ii) losses on the FPAR mirrors α_{irr} .

If $P = 0$ and the magnitude and direction of H fall into the APR range (i.e., $H = H_0$), the third absorption mechanism comes into play:

- (iii) the resonant paramagnetic absorption of the hypersonic, which depends considerably on the frequency of the signal injected and on the onset of the magnetic field from the APR line vertex [25].

Finally, $H = H_0$ and the pump power is applied. Then, the resonant paramagnetic absorption of the hypersonic decreases. If, as P rises, one succeeds in passing into the range where the paramagnetic absorption becomes negative (i.e., the inversion ratio $K(P; H)$ becomes positive), nonparamagnetic losses of the hypersonic in the FPAR are compensated for partially or completely. The complete compensation of the losses (i.e., the onset of phaser generation) takes place first at that mode (let its frequency be ω_1) closest to the center of the APR inverted line, for which the condition

$$\frac{1}{Q_{vol}^{(1)}} + \frac{1}{Q_{m,irr}^{(1)}} + \frac{1}{Q_{m,agn}^{(1)}} < 0; \quad (1)$$

is met prior to other modes. In (1), $Q_{vol}^{(1)} = k_1 = \alpha_{vol}$,

$Q_{m,irr}^{(1)} = k_1 = \alpha_{irr}$, $k_1 = \omega_1 = \nu_u$, and $Q_{m,agn}^{(1)}$ is the negative (at $K > 0$) magnetic "quality factor" of this mode (for which phaser generation starts first). This magnetic "quality factor" is given by

$$Q_{m,agn}^{(1)} = \frac{k_1}{1(P; H; \omega_1)} = \frac{k_1}{K(P; H)(H; \omega_1)} \quad (2)$$

where ω_1 is the hypersonic positive (at $K(P) > 0$) quantum gain (increment of amplification) for the mode under consideration and α is the hypersonic paramagnetic absorption at $P = 0$ (i.e. at $K(0) = -1$).

The expression for α has the form (see, e.g., page 283 in book [25]):

$$\alpha_{mn} = \frac{2^2 C_a^2 g(\omega) j_{mn}^2}{(2S + 1) \omega_u^3 k_B T}; \quad (3)$$

where $\omega = \omega_1$, $g(\omega)$ is the form factor of the APR line, ω_0 is the crystal density, k_B is the Boltzmann constant, and the matrix element j_{mn} characterizes coupling of an $E_m \rightarrow E_n$ spin transition with a resonant hypersonic wave of given propagation direction and polarization.

The form factor of the APR line is normalized to unity,

$$\int_0^{\omega_1} g(\omega) d\omega = 1; \quad (4)$$

and the matrix element $j_{mn} = \langle H_m | \hat{H} | j_n \rangle = \langle H_m | \hat{H} | j_n \rangle_{zz}$ for the longitudinal hypersonic wave traveling along the ruby crystallographic axis O_3 (the axis O_3 is aligned with the z coordinate axis) is given by:

$$j_{mn} = \frac{G_{33}}{2} 3h_m \hat{S}_z^2 j_{ni} - S(S+1)h_m j_{ni}; \quad (5)$$

where H_{zz} is the component of the elastic strain tensor, \hat{H} is the Hamiltonian of spin-phonon interaction [6, 9], G_{33} is the component of the spin-phonon interaction tensor (in the Voigt pair-index form [6]), and \hat{S}_z is the projection of the vectorial spin operator on the z axis.

To estimate j_{mn} we use the value $G_{33} = 5.8 \text{ cm}^{-1} = 1.16 \cdot 10^5 \text{ erg}$ (found by us experimentally by means of direct APR measurements at $T = 1.8 - 4.2 \text{ K}$) and the wave functions j_{ni} for Cr^{3+} ion in ruby (calculated in [10] from experimental ESR data). With $H = 3.92 \text{ kOe}$ and H directed at the angle $\theta = \theta_{\text{symm}}$ to the z axis, where $\theta_{\text{symm}} = \arccos(1/3) = 54.44^\circ$, we find from (5) that $j_{mn} = 10^{15} \text{ erg}$. The choice $\theta = \theta_{\text{symm}}$ refers to the so-called symmetric (or push-pull) pump conditions [10]. Such conditions are set up owing to the equality $E_4 - E_2 = E_3 - E_1$ (Fig.1), which takes place at $\theta = \theta_{\text{symm}}$ and provides the most efficient inversion at the signal transition $E_3 \rightarrow E_2$ in the spin system. Eventually, with $\omega_s = 9.1 \text{ GHz}$, $g(\omega_s) = 10^{-8} \text{ s}$, $C_a = 1.3 \cdot 10^3 \text{ cm}^{-3}$, $\omega_0 = 4 \text{ g/cm}^3$, $\nu_u = 1.1 \cdot 10^6 \text{ cm/s}$, $T = 1.8 \text{ K}$ we find from (3) that $\alpha = 0.04 \text{ cm}^{-1}$.

The loaded acoustic quality factor $Q_C^{(0)}$ of the ruby FPAR (with the piezoelectric film on one of the acoustic

m errors) was measured at $T = 1.8$ K by the pulsed echo method at frequencies $\omega = 9.0 \pm 0.2$ GHz. With $H = 0$ and $P = 0$, it was found that $Q_C^{(0)} = (5.2 \pm 0.4) \times 10^6$ for all longitudinal acoustic modes falling into this frequency interval. Hence, $\nu_{\text{vol}} + \nu_{\text{mirr}} = [Q_C^{(0)} \nu_u]^{1/2} = 0.1 \text{ cm}^{-1}$.

The parameters ν , ν_g , and ν_g (here ν_g is the value of ν at which phaser begins generation) are obviously related as

$$\nu_g = \nu = K_g; \quad (6)$$

where K_g is the critical value of the inversion ratio K for the transition $E_3 \rightarrow E_2$.

Substituting 0.04 cm^{-1} and 0.1 cm^{-1} into (6) yields $K_g = 2.5$. This value is readily attained in the case of push-pull pump, which provides $K_{\text{max}} = 3.3$ under the conditions of our experiments.

III. EXPERIMENTAL RESULTS

A. Regime of Free Generation in Ruby Phaser

Since the frequency width $\Delta\omega$ of the APR line at the spin transition $E_3 \rightarrow E_2$ is ~ 100 MHz and the mode separation is as small as ~ 300 kHz, single-mode SE changes to multimode one even if the pump threshold is exceeded slightly. For $\nu_p = \nu_{CP}^{(0)} = 23.0$ GHz and $H = H_0 = 3.92$ kOe, free multimode phaser generation is observed even at $P = 50$ W. If $H = H_0 \neq 0$, the pump power must be much higher (by one to two orders of magnitude) for the condition $K > K_g$ to be fulfilled.

With pump switched on stepwise, the free phaser generation begins in a damped oscillatory regime. For our system, the frequency ν_R of these damped oscillations (the so-called relaxation frequency [26]) lies in the low-frequency range, $\nu_R = 130$ Hz at $H = H_0$ [27, 28].

In a free-running multimode phaser, the number of acoustic modes in acoustic microwave power spectra (AMPS) does not exceed about thirty even if $P = P_{\text{full}} = P_g$. That is, the maximal width of AMPS for autonomous phaser generator (30 ± 310 kHz ± 10 MHz) is one order of magnitude smaller than $\Delta\omega$, which is explained by the well-known Tang-Statz-deMars mechanism (exhaustion of power supplies for spatially-overlapping competing modes of SE) [26]. If magnetic field offset is absent, free phaser generation proceeds under near-steady-state conditions (the integral intensity J of multimode SE, which is registered by the hyper-sonic transducer on one of the FPAR mirrors, is virtually time independent).

If the offset is small, $j_H \sim 30$ Oe, the value of J also remains practically time independent. Only with j_H increasing up to ~ 30 Oe, the integral intensity J of phonon SE oscillates weakly because few of the individual SE modes demonstrate small-scale moving along the frequency axis (with correspondent changing of their SE

intensities) or decay at all [19]. At $j_H \sim 30$ Oe, some of the free generation modes in AMPS becomes splitted.

These splittings are usually of order of several kilohertz (more rarely several tens of kilohertz), which is much less than $\Delta\omega \sim 300$ kHz; the number of splitted modes is one or two (three at most) even if $j_H \sim 100$ Oe. The peak intensities of splitted components are much lower than that of unsplitted SE modes. This fine structure of SE modes under free generation regime is of oscillating character, with not only the spectral component amplitudes but also their frequency positions varying smoothly (the latter within 10 kHz). The only exceptions are narrow windows in sets of control parameters $\nu_p; H; \dots; g$, where the spontaneous breaking of SE coherence takes place for one or two modes, causing small-scale phonon turbulence [19]. In most cases, however, free microwave acoustic generation in a ruby phaser proceeds under near-steady-state regime even if the offset by static magnetic field is as large as $j_H \sim 100$ Oe.

B. Resonant Destabilization of Phonon Stimulated Emission under Relaxational (Low-Frequency) Resonance

The situation changes when the pump modulation frequency lies near $\nu_m \sim \nu_R \sim 10^2$ Hz, where pronounced nonlinear low-frequency resonance is observed [27, 28]. If the depth of periodic modulation is small, the phonon SE integral intensity $J(t)$ oscillates synchronously with the external force period: $J(t) = J(t + \tau_m)$, where $\tau_m = 2\pi/\nu_m$. As the pump modulation depth k_m increases, the period of $J(t)$ doubles according to the Feigenbaum scenario $J(t) = J(t + 2^f \tau_m)$, where $f = f(k_m)$ successively takes values $f = 1; 2; 3; \dots$, which condense ($f \rightarrow 1$) in the vicinity of a critical point $k_m = k_m^{(cr)}$.

A further increase in the depth of modulation ($k_m > k_m^{(cr)}$) switches the phaser into the state of deterministic chaos [27, 28]. In the case of hard excitation (for example, by a pulse of hypersound injected into the FPAR from the outside), a phaser with periodically modulated pump exhibits multistability of microwave acoustic SE (branching of periodic and/or deterministic chaotic regimes of the phaser generation, which may accompany by hysteresis) [27, 28]. Finally, the collision of a strange attractor with an unstable manifold that separates the upper periodic SE branch leads to so-called crises (sharp changes of the basin of a strange attractor, which are accompanied by attractor reorganization) [27, 28].

However, all the above phenomena were detected in [27, 28] by measuring $J(t)$. More detailed information about phaser destabilization by a periodic force can be extracted from the microwave spectral characteristics of phonon SE. It has been found (Fig. 2) that, when the depth of modulation increases, modes of AMPS alternate in a stepwise manner and cover the entire spectrum of phaser generation (for the Fig. 2 in the journal variants of this paper see [29]).

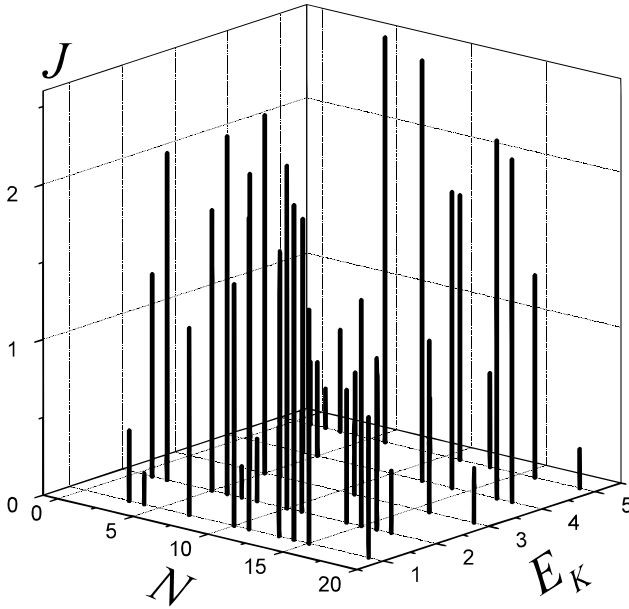


FIG. 2: Evolution of the phonon SE spectra near the low-frequency relaxational resonance at $\omega_m = 137$ Hz. The step between sequential registered stages of AMPS evolution E_K is roughly equal to 1 s.

A panoramic view of the AMPS shows that the position of each individual SE mode is apparently the same at all the stages of the AMPS alternations. In other words, an individual AMPS mode may generate or not (at this or that stage of SE evolution), but the position of every generating phonon mode is practically same, as the position of corresponding "cold" (unpumped) FPAR absorptive mode. Strictly speaking, one can see small amplitude and frequency motions of SE modes if the sweep range of the spectrum analyzer is decreased by two or three orders of magnitude, but these small-scale motions are insufficient at the background of global chaotic reconstructions of the AMPS under relaxational resonance.

The described picture of resonant destabilization of the microwave phonon SE is typical for the whole range of the broad-band relaxational resonance at $\omega_m = 70 - 200$ Hz. In a number of cases, the intensity of the most powerful components of nonautonomous SE exceeds the intensity of the central SE component of an autonomous phaser by two orders of magnitude. The evolution of the SE spectrum shown in Fig. 2 (in discrete time) illuminates the actual complicated motions in the spin-phonon system of an acoustic quantum generator, which is shaded by the integral value $J(t)$. A similar evolution of the AMPS was also observed in experiments, where pump was stationary, but magnetic field H was modulated at relaxational resonance frequencies $\omega_m = 70 - 200$ Hz.

The mean lifetime of microwave phonon modes under the conditions shown in Fig. 2 is several tenths of a second. The modes pattern changes in an irregular manner, the mode distribution in AMPS is not repeated, etc.

Such a chaotic evolution of the phonon SE spectra took place over the entire frequency range $\omega_m = 70 - 200$ Hz, where resonant low-frequency destabilization of phaser generation and, accordingly, chaotic oscillations of $J(t)$ were previously observed [27, 28].

C. Superslow Self-Organized Motions in Phaser under Fundamental Resonance

Under the infrasonic-frequency modulation ($\omega_m = 10$ Hz) of pump or magnetic field, the destabilization of microwave phonon SE assumes another, laminar, character. Unlike the case of relaxational resonance ($\omega_m = 70 - 200$ Hz), the resonance at infrasonic frequencies $\omega_m = 10$ Hz is characterized by an extremely high correlation of spectral motions. If the modulation frequency ω_m is precisely tuned to the vertex ω_0 of π -resonance and the depth of modulation is high (close to 100%), the AMPS narrow s roughly fourfold and has no greater than six or seven modes of microwave phonon SE.

With a small detuning $\omega_m \neq \omega_0$ of pump modulation frequency ω_m with respect to the vertex ω_0 of the π -resonance, these narrow SE spectra demonstrate regular self-reconstructions with intriguing features. It was found experimentally that the period of the self-reconstructions $T_d^{(i)}$ changes by several orders of magnitude when ω_m varies by no more than 1 Hz. In addition, the period $T_d^{(i)}$ turned out to be incommensurate with the period $T_m = 2/\omega_m$ of external force (that is, the frequency $\omega_d^{(i)} = 2/T_d^{(i)}$ generally is not a harmonic or subharmonic of the driving force frequency ω_m). In experiments, this shows up as the instability of states that have rational values $\omega_d^{(i)} = \omega_m$.

The essence of the revealed self-reconstructions of the phonon SE spectra is the $T_d^{(i)}$ -periodic unidirectional moving of the range of active (i.e. generating) modes along the SE-frequency axis if $\omega_m \neq \omega_0$. This range typically comprises from three to seven microwave phonon SE modes.

It is noteworthy that the frequency position of each of the SE modes remains nearly unchanged (if higher order dynamic effects due to the nonstationary fine structure of the SE spectra [24] are disregarded). Only the position of the spectral part with active modes changes. Thus, the ignition of new FPAR modes at one side of the AMPS (beginning from some discrete starting position $N^{(start)}$) is accompanied by the extinguishing of the same number of modes at the opposite side of the AMPS. Such a motion lasts until the phaser generation ceases completely (at some discrete finishing position $N^{(finish)}$ of the frequency axis). After a relatively short period of complete absence of phaser generation (time of refractoriness), the process of AMPS global self-reconstruction is repeated, starting from the same position $N^{(start)}$ on the frequency axis.

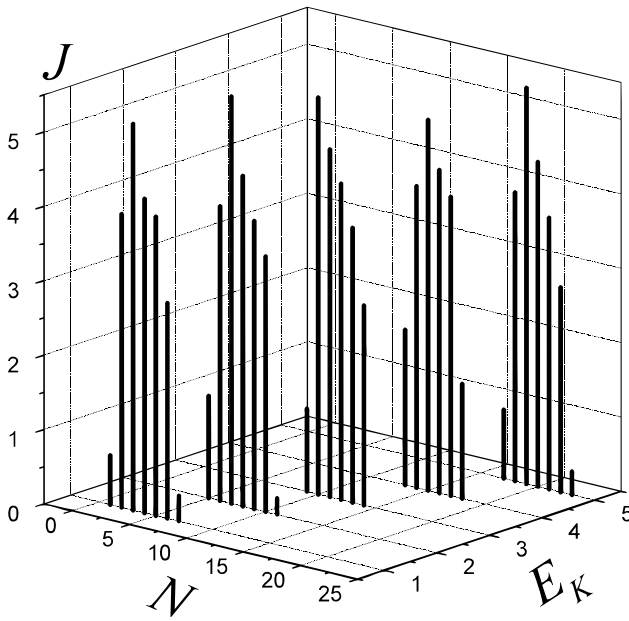


FIG. 3: Evolution of the phonon SE spectra near the ultra-low frequency $\omega_m = 9.56$ Hz. The step between sequential registered stages of AMPS evolution E_K is about 2.5 s.

The period $\tau_d^{(j)}$ of these unidirectional spectral motions remains the same if a set of control parameters does not change. On the screen of a spectrum analyzer, this evolution of the microwave phonon SE spectrum appears as the periodic motion of some mode cluster (a set of simultaneously generating modes, having fixed own frequencies). Typical sequences of microwave phonon SE spectra at the ω_m -resonance conditions ($\omega_m = 9.79$ Hz, $\omega_m = 9.23$ Hz) in the absence of static magnetic field $H = 0$) are shown in Fig.3.

An instantaneous set of microwave phonon SE modes forms a cluster of certain width, and this width varies insignificantly during the spectral motion (Fig.3). At the same time, a set of individual SE modes (that form active cluster) permanently varies (see discrete positions N of generating modes N for successive AMPS snapshots E_K at Fig.3). As follows from Fig.3, such the self-reconstructions of the AMPS are imposed on irregular oscillations of the SE mode intensity.

When the sweep range of the spectrum analyzer is decreased by two or three orders of magnitude, very weak irregular motions of SE modes along the frequency axis and sometimes splittings of these modes are observed (Fig.4). The modes split when their intensity are very low, e.g. before extinguishing (because of this, the instrument noise is noticeable in Fig.4). Obviously, such effects cannot be seen on panoramic spectra in Fig.3, where the positions of N are apparently fixed (the structure of the AMPS in an autonomous ruby phaser was studied by us in [19, 24]). In general, it can be said that large-scale ordered (laminar) motions of SE spectra

in a phaser with infrasonic-frequency pump modulation are imposed on small-scale irregular motions.

Similar large-scale laminar self-reconstructions of phonon microwave spectra in a nonautonomous ruby phaser were observed in experiments at $\omega_m = +0.23$ Hz; however, the cluster moved in the opposite direction. Further investigations showed that the sign of the derivative $d\omega_m/dt$ (here, ω_m is the center frequency of a mode cluster) strictly correlates with the sign of frequency detuning of the external force from resonance: $\text{sgn}[d\omega_m/dt] = \text{sgn}[\omega_m - \omega_m^0]$. Going toward the exact ω_m -resonance discovered ($\omega_m - \omega_m^0 \rightarrow 0$), the self-reconstructions period $\tau_d^{(j)}$ takes giant values. Direct measurements of $\tau_d^{(j)} = 2\pi/\omega_d^{(j)}$ gave $\inf(\tau_d^{(j)}) < 10^{-4}$ Hz (one self-reconstruction period is ~ 3 hours!). All the experiments on measuring of $\tau_d^{(j)}$ were performed with superfluid helium ($T = 1.8$ K) in order to avoid problems associated with cryogenic liquid boiling.

Such a character of AMPS self-reconstructions was observed not only for zero-set of static magnetic field ($H = 0$); it persists over a wide range of H . Moreover, at $j_H < 10$ Oe, the value of $\tau_d^{(j)}$ even remains almost constant (close to 9.8 Hz). Only when the magnetic field H set modulo j_H increases further, does the resonance frequency ω_m decrease tangibly (about twofold for $j_H > 60$ Oe). It is essential that the above dependence of the motion direction of an SE mode cluster on the modulation frequency detuning, $\text{sgn}[d\omega_m/dt] = \text{sgn}[\omega_m - \omega_m^0]$, remains valid.

D. Even and Odd Harmonics of ω_m -Resonance

Along with the discontinuous regimes of phaser generation (which include the time of refractoriness at each period of the AMPS self-reconstructions), we also observed regimes without refractoriness. For such the regimes at least one SE mode appears in the AMPS starting range before the last SE mode in the finishing range disappears. In other words, there are two narrow SE mode clusters (at the ω_m axis) during some part $\tau_d^{(j)}$ of the AMPS self-reconstruction period. The virtual vertices of these clusters V_1 and V_2 are moving simultaneously along the ω_m axis in the same direction and with the same velocity: $d\omega_m/dt = d\omega_m/dt = d\omega_m/dt$ during $\tau_d^{(j)}$.

The same effect was observed at the first three even harmonics of ω_m -resonance, i.e. at $\omega_m = 2\omega_m^0, 4\omega_m^0, 6\omega_m^0$, where $s = 2, 4, 6$. As for the fundamental ω_m -resonance (for which $\omega_m = \omega_m^0$), in the case of pointed lowest $2s$ -resonances correspondent periods of the AMPS self-reconstructions $\tau_d^{(2s)}$ are incommensurate with the external force period $\tau_m = 2\pi/\omega_m^0$. Experiments at $T = 1.8$ K show, that these periods $\tau_d^{(2s)}$ are increasing up to 100 s and more if the absolute values of detunings $|\omega_m - \omega_m^0|$ are small (less than 0.05–0.1 Hz). The sign of $d\omega_m/dt$ (or $\text{sgn}[d\omega_m/dt]$, $\text{sgn}[d\omega_m/dt]$ for

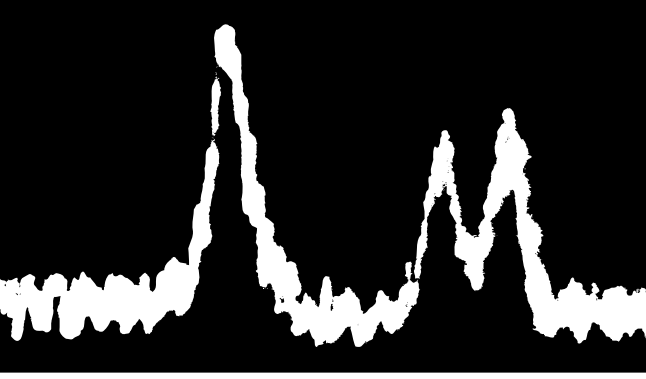


FIG. 4: Fine structure of an individual microwave phonon SE mode in the AMPS. The sweep along the abscissa axis is 10 kHz.

o-refractivity regimes) was opposite to the sign of $\epsilon_L^{(2s)}$ (as in the case of the fundamental π -resonance).

With $4 \leq s \leq 11$, the driving force frequency ω_m falls into the range of broad-band relaxation resonance ($\omega_m = 70 - 200$ Hz) described above. However, for $s > 11$ (when the driving force leaves this range of resonant destabilization) experiments again distinctly revealed narrow-band resonant responses of the generating phaser system to the pump modulation. These narrow-band resonances were observed not only at even harmonics ω_{2s} of the fundamental π -resonance but also at odd harmonics $\omega_{(2s+1)}$ $(2s+1)!$.

Responses of the ruby phaser at the pointed high harmonics (both even and odd) somewhat differ from those in the case of fundamental resonance π -resonance and its first even harmonics. For example, at $s > 11$, the deviation of ω_v is, as a rule, no greater than one or two SE mode separations (i.e., no greater than $0,3\{0,6$ MHz). Besides of this, at $s > 11$, SE modes experience deep periodic automodulation (of depth 50% or more).

At $s > 11$ ($\omega_m > 215$ Hz) and with detunings ~ 1 Hz, this automodulation is fast (its period is about a second). As ω_m approaches the top of each of the $2s$ - or $(2s+1)$ -resonances (at the same $s > 11$), the automodulation period τ_{am} , as well as the period $\tau_d^{(s)}$ of the AMPS self-reconstructions at $\omega_m \approx \omega_{2s}!$ and lower even harmonics ($s < 4$), increases monotonically. The highest values of τ_{am} , which were stably observed at $11 < s < 20$, reached several minutes for $T = 1,8$ K. Note that the same "blinking" regimes of phonon SE (but with smaller automodulation depths) were also found for the first two odd harmonics ($\omega_m \approx 3!$ and $\omega_m \approx 5!$), where "great" self-reconstructions of the AMPS are absent.

IV. DISCUSSION

Our experimental data for infrasonic-frequency-modulated phaser suggest spin-phonon self-organization caused by intermode energy exchange at hypersonic fre-

quencies. It should be emphasized that under infrasonic π -resonance highly organized collective motions in the spin-phonon system are observed not only for each of individual microwave acoustic modes (as in the case of autonomous multimode phaser generation) but also at the global level, where all SE modes obey the same rhythm (the frequency of which is not a harmonic/subharmonic of an external perturbation). In other words, if upon autonomous multimode phaser generation there exist N virtually independent microwave oscillators (each corresponding to a specific SE mode), at a resonant infrasonic perturbation of the pump or magnetic field, these oscillators behave consistently (cooperatively). The same phenomenon of global-level self-organization in ruby phaser was observed by us at some higher harmonics of the fundamental π -resonance (outside of the broad-band relaxation resonance, having low Q , but not infrasonic, Q fundamental frequency).

The features of collective motions in a phaser suggest that this effect is similar to antiphase dynamics processes [30, 31, 32], which were discovered previously in multimode lasers. In the simple case of two-mode lasing [30], antiphase dynamics appears as consistent oscillations of modes strictly in antiphase. In N -mode systems, antiphase motions may be much more complicated (see, e.g., [31, 32]); however, the general nontrivial tendency, namely, coherent unidirectional SE mode oscillations with a time delay $\tau_d^{(s)} = N$ between nearest neighbors, still persists.

As was found in this work, energy exchange between microwave phonon SE modes in a phaser results in an additional characteristic frequency $\omega!$, which is much lower than the relaxation frequency ω_R . Collective motions are excited when a control parameter (pump or magnetic field) of the active system is modulated at frequencies close to $\omega!$. The same is true for lasers exhibiting antiphase dynamics [30, 31, 32]. Accordingly, phonon spectral self-reconstructions may be treated as the occurrence of antiphase states in phaser system when the spatial distribution of stationary hypersonic SE modes is destabilized by an external force at infrasonic frequencies $\omega_m \approx \omega!$ (or its harmonics). Moreover, the value of $\omega!$ estimated by formulas given in [30] (see Appendix 1) is one order of magnitude lower than ω_R , which is also in agreement with our experimental data for nonautonomous phaser generation.

It should be noted, however, that the laser model of nonlinear dynamics of microwave phonon SE cannot describe adequately all features of self-organization in a phaser near π -resonance and its harmonics, although it gives a satisfactory estimate of $\omega!$ and predicts more or less accurately the character of mode motions.

For a better understanding of self-organization in a ruby phaser, one should consider the unusual hierarchy of spin reservoirs [33], which are responsible for many features of the quantum transitions saturation (both electromagnetic and acoustic) in the microwave range. Essentially, all nonlinearities showing up in microwave resonant

interactions of the signal acoustic field and the electromagnetic pump field with the electron Zeeman reservoir \mathcal{E}_E [33] of Cr^{3+} ions in ruby phaser are sensitive to the presence of slowly relaxing Al^{27} nuclei, as revealed in our early experiments on hypersound quantum amplification [11, 12, 18].

The reason for this sensitivity is the direct thermal interaction [33] between the nuclear Zeeman reservoir \mathcal{E}_N and electronic dipole-dipole (dd) reservoir \mathcal{D}_E . This interaction leads to energy exchange between electronic and nuclear spin reservoirs: $\mathcal{E}_E \leftrightarrow \mathcal{D}_E \leftrightarrow \mathcal{E}_N$. It is important that the heat capacities of the reservoirs \mathcal{E}_N and \mathcal{E}_E are comparable to each other, although the frequency of nuclear magnetic resonance (NMR) for Al^{27} (~ 10 MHz) is three orders of magnitude lower than the ESR and APR frequencies for Cr^{3+} ions at $H = 4$ kOe. This is because the concentration of impurity Cr^{3+} paramagnetic ions Cr^{3+} in pink ruby is as low as several hundredths of a percent; that is, for one electron spin, there are several thousands of nuclear spins. As a result, the inertial nuclear system, while unseen in direct ESR and APR measurements, participates in all population redistributions over electron spin levels (in more exact terms, over a quasicontinuous set of sublevels due to dipole-dipole interactions [33]).

Returning back to the π -resonance, we may assume that the observed decrease in its frequency at static magnetic field mismatches is caused by Al^{27} nuclear spin-system, which is thermally connected to Cr^{3+} electronic spin-system. More precisely, \mathcal{E}_N is involved (by the direct thermal contact to \mathcal{D}_E and by the indirect one to \mathcal{E}_E) in energy exchange between microwave acoustic SE modes. In fact, the most important feature of interaction between the saturated electron subsystem and polarized nuclear subsystem is the strong dependence of the spin temperatures (in all the three reservoirs \mathcal{E}_E , \mathcal{D}_E , \mathcal{E}_N) on static magnetic field mismatches and/or saturating microwave field detunings in ruby phaser (see our early experimental works [11, 12, 18]).

It is also noteworthy that the effect of the low-energy (combined) reservoir $\mathcal{E}_N + \mathcal{D}_E$ on the high-energy reservoir \mathcal{E}_E in a phaser differs radically from the effect of similar low-energy reservoir in optical lasers (see, e.g., [34]). The matter is that, in our system, the relative heat capacity and inertia of combined low-energy reservoir are much greater than in CO_2 lasers [34]. First, in our system, as was noted above, for one active center Cr^{3+} there are several thousands of magnetic nuclei Al^{27} , which make a low-energy reservoir "heavier", while in CO_2 lasers, the low- and high-energy reservoirs are formed by the same CO_2 molecules (the low-energy reservoir is formed here by rotational-vibrational degrees of freedom of CO_2 molecules). So, in a CO_2 laser, there are analogues to the reservoirs \mathcal{E}_E and \mathcal{D}_E , but that laser does not have an analogue to the reservoir \mathcal{E}_N . Second (and most important), the relaxation time of the low-energy reservoir

in ruby phaser is much longer than the relaxation time of the high-energy reservoir [11, 12, 18], while the reverse is true for CO_2 laser [34]. Therefore, in a ruby phaser, the combined inertial reservoir $\mathcal{E}_N + \mathcal{D}_E$ is involved in the leading selforganization processes which always the slowest processes are.

V. CONCLUSIONS

We experimentally studied the influence of an external periodic force on the dynamics of microwave phonon stimulated emission in a ruby phaser at liquid helium temperatures. It is shown that the periodic modulation of pump (or static magnetic field) at low frequencies $\omega_m = 70 \dots 200$ Hz chaotizes energy exchange in the spin-phonon system because of resonant destabilization of a phaser near its relaxation resonance frequency ω_R . In this range of destabilization, the width of the phonon microwave power spectrum does not noticeably change. For ultra-low (infrasonic) frequencies of pump modulation ($\omega_m \sim 10$ Hz), a qualitatively new kind of phonon SE destabilization is discovered. First, the AMPS narrows considerably (almost four times). Instead of fast chaotic SE modes alternations, the self-organized periodic slow motions of SE modes near the vertex of the π -resonance are observed. Period of these motions may exceed the period of the driving force by several orders of magnitude. The phonon SE selforganization is of a global type: cooperative behaviour in the infrasonically-modulated phaser includes the whole spin-phonon system generating microwave phonons (unlike conventional "individualistic" intramode selforganization, which is typical of multimode lasers).

Selforganization shows up as slow consistent regular pulsations of each of microwave phonon SE modes with a time delay $\tau_d^{(j)} \approx N$. This appears as autowave motion of a mode cluster in the spectral space. The total self-reconstruction cycle of AMPS depends considerably on ω_m and changes by several orders of magnitude when $j \omega_m \sim \omega_R$ changes by several percent. The same processes were observed for the first three even harmonics of the fundamental π -resonance. For higher even harmonics, as well as for all odd harmonics, "blinking" periodic regimes are discovered (outside of wide-band low-frequency relaxation resonance). The results obtained are treated in terms of the antiphase dynamics of phonon SE. The role of the Al^{27} magnetic nuclear subsystem (with MHz-range NMR-frequencies) in selforganization of GHz-range phonon SE is discussed.

Acknowledgments

The author is grateful to E. D. Makovetsky (Karazin National University, Kharkov) and S. D. Makovetskiy (Kharkov National University of Radioelectronics) for

their valuable help with computer processing of the experimental data, to A. P. Korolyuk (Institute of Radiophysics and Electronics of NASU) for interest in the study of phaser dynamics, and to P. Mandel (Université Libre de Bruxelles) for the kindly submitted publications on antiphase dynamics. Finally, the author is indebted to Academician V. M. Yakovenko and all participants of his seminar for discussion and valuable comments on nonlinear phenomena in phaser system.

This work was partially supported by the Scientific and Technology Center of Ukraine (STCU).

APPENDIX A: NONLINEAR RESONANCES IN A TWO-MODE CLASS-B QUANTUM GENERATOR

In this Appendix, we reproduce some results of the work [30] on antiphase dynamics, where the nature of additional nonlinear resonance in a simple two-mode system was considered basing on the Tang-Statz-Delmars approximation [26].

Equations of motion for a two-mode class-B quantum generator (with $\gamma_1 = \gamma_2 = \gamma$) may be formulated using 5D vectorial order parameter \vec{B} :

$$\dot{\vec{B}}(t) = (J_1; J_2; D_0; D_1; D_2); \quad (A1)$$

where $J_n(t)$ is the normalized dimensionless intensity of SE for n -th mode ($n = 1; 2$); $D_j(t)$ is the spatial Fourier components for inversion in an active medium ($j = 0; 1; 2$):

$$D_j(t) = \frac{1}{L_c} \int_0^{L_c} D(z; t) \cos(2k_j z) dz; \quad (A2)$$

Here $D(z; t)$ is normalized spatio-temporal distribution of inversion along axis O_z of the Fabry-Pérot resonator; $k_0 = 0$; $k_{1,2}$ are the wave numbers for the SE modes ($k_{1,2} = L_c^{-1}$); L_c is the length of the Fabry-Pérot resonator. The gain for the 2-nd SE mode J_2 is assumed to be less than the gain of the 1-st SE mode J_1 .

Nonlinear dynamical model for a class-B quantum generator has such the form:

$$\frac{d\vec{B}}{dt} = \sim^{(L)}(\vec{B}) + \sim^{(NL)}(\vec{B}) \quad (A3)$$

where $\sim^{(L)}$ are $\sim^{(NL)}$ linear and nonlinear parts of the vector field with the following components:

$$\begin{aligned} \begin{matrix} (L) \\ 1;2 \end{matrix} &= 2J_{1,2} = q_1; & \begin{matrix} (L) \\ 3 \end{matrix} &= A - D_0; \\ \begin{matrix} (L) \\ 4;5 \end{matrix} &= D_{1,2}; \\ \begin{matrix} (NL) \\ 1;2 \end{matrix} &= (2D_0 - D_{1,2}) J_{1,2} = q_1; \\ \begin{matrix} (NL) \\ 3 \end{matrix} &= (D_1 - 2D_0) J_1 + (D_2 - 2D_0) J_2 = 2; \\ \begin{matrix} (NL) \\ 4;5 \end{matrix} &= J_{1,2} D_0 J_{1,2} - (J_1 + J_2) D_{1,2}; \end{aligned} \quad (A4)$$

where $q_1 = 2\gamma_c = 1$, $\gamma_n = \gamma \max(\gamma_n)$, i.e. $\gamma_1 = 1$, $\gamma_2 = \gamma_2 = \gamma_1 < 1$.

Because of $q_1 = 1$ (in our experiments with acoustic quantum generator $q_1 = 10^4 - 10^5$, see Section III), one can find from equations (A3), (A4) two resonances in our active system.

The first nonlinear resonance is usual relaxational resonance with $\omega_R = \text{Im}(\lambda_{1,2})$ $[(4 - D_0^{(st)})J_1^0]^{1/2}$, $J_{1,2}^0 = J_{1,2}^{(st)} = 2\gamma_1 c$, $M_2 = [4(1 + \gamma_2) - 3\gamma_2 D_0^{(st)}]$, where $\lambda_{1,2}$ is the first pair of complex conjugate Liapunov exponents; index (st) corresponds to the stationary solutions of (A3). Such the resonance presents in single-mode class-B laser too.

The second nonlinear resonance is due to intermode energy exchange (it is obviously absent in a single-mode class-B laser). The frequency of second nonlinear resonance is [30]: $\omega = \text{Im}(\lambda_{3,4})$, where

$$\text{Im}(\lambda_{3,4})^2 = J_2^0 \frac{M_2 - 2D_0^{(st)} - 4(1 - \gamma_2)^2}{4 - D_0^{(st)}} - \text{Im}(\lambda_{1,2})^2; \quad (A5)$$

Here A is the pump parameter (normalized by the threshold of the single-mode generation), $A > A^{(2m)}$, $A^{(2m)}$ is the threshold of the two-mode generation:

$$A^{(2m)} = \frac{4\gamma_2 - 2\gamma_2^2 - 1}{(2\gamma_2 - 1)\gamma_2}; \quad (A6)$$

Thus, intermode energy exchange in class-B quantum generator leads to appearance of additional resonant frequency $\omega = \text{Im}(\lambda_{3,4})$ which is much less than ω_R and may be attributed to infrasound-frequency resonance in ruby phaser (Section III).

APPENDIX B: LIST OF ABBREVIATIONS

AMPS	- Acoustic Microwave Power Spectrum
APR	- Acoustic Paramagnetic Resonance
ESR	- Electron Spin Resonance
FPAR	- Fabry-Pérot Acoustic Resonator
IR	- InfraRed
NMR	- Nuclear Magnetic Resonance
SE	- Stimulated Emission

- [1] C. H. Townes, *Quantum Electronics* (Columbia Univ. Press, New York, 1960), pp. 405-409.
- [2] U. Kh. Kopvillem and V. D. Korepanov, *Zh. Experm. Teor. Fiz.* 41 (1), 211 (1961); C. Kittel, *Phys. Rev. Lett.* 6, 449 (1961).
- [3] S. S. Makler et al., *J. Phys.: Condens. Matter.* 10, 5905 (1998); Yu. E. Lozovik and I. V. Ovchinnikov, *cond-mat/0007162*; I. Camps and S. S. Makler, *Solid State Commun.* 116, 191 (2000), *cond-mat/0101041*; G. D. Sanders, C. L. Stanton, and C. S. Kim, *cond-mat/0101459*; I. Camps, S. S. Makler, H. M. Pastawski, and L. E. F. Foa Torres, *Phys. Rev. B* 64, 125311 (2001), *cond-mat/0101043*; Yu. E. Lozovik, *Phys. Usp.* 44, 1307 (2001) [translation of: *Usp. Fiz. Nauk* 171, 1373 (2001)]; Yu. E. Lozovik, S. P. Merkulova, and I. V. Ovchinnikov, *Phys. Lett. A* 282, 407 (2001); L. E. F. Foa Torres, H. M. Pastawski, and S. S. Makler, *Phys. Rev. B* 64, 193304 (2001); L. E. F. Foa Torres, H. M. Pastawski, and S. S. Makler, *Solid State Commun.* 124, 363 (2002).
- [4] E. B. Tucker, *Phys. Rev. Lett.* 6, 547 (1961).
- [5] N. S. Shiren, *Appl. Phys. Lett.* 7, 142 (1965).
- [6] E. B. Tucker, *Physical Acoustics*, Vol. 4A, (Academic Press, New York and London, 1966), p. 47.
- [7] P. D. Peterson and E. H. Jacobsen, *Science* 164, 1065 (1969).
- [8] E. M. Ganapolskii and D. N. Makovetskii, *Sov. Phys. { Doklady* 19, 433 (1975) [translation of: *Doklady AN SSSR* 217 (2), 303 (1974)].
- [9] V. A. Golenishchev-Kutuzov, in: *Problems of Magnetic Resonance*, (Nauka, Moscow, 1978), pp. 98-110; V. A. Golenishchev-Kutuzov et al., *Usp. Fiz. Nauk* 119, 201 (1976); *Magnetic Quantum Acoustics* (Nauka, Moscow, 1977); *Pulsed Optical and Acoustical Spectroscopy* (Nauka, Moscow, 1988).
- [10] A. E. Siegman, *Microwave solid-state masers* (McGraw Hill, New York etc., 1964).
- [11] E. M. Ganapolskii and D. N. Makovetskii, *Sov. Phys. - Solid State.* 24, 1119 (1982) [translation of: *Fiz. Tverd. Tela* (Leningrad) 24, 1960 (1982)].
- [12] D. N. Makovetskii, *Dissertation* (Inst. Radiophysics and Electronics, Ukrainian Acad. Sci., Kharkov, 1983); *Dissertation Summary* (Inst. Low Temperature Physics and Engineering, Ukrainian Acad. Sci., Kharkov, 1984).
- [13] D. N. Makovetskii and K. V. Vorsul, *Sov. Phys. { Tech. Phys.* 36, 50 (1991) [translation of: *Zh. Tekh. Fiz.* 61 (1), 86 (1991)]; D. N. Makovetskii, A. A. Lavrinovich, and N. T. Cherpach, *Tech. Phys.* 44, 570 (1999) [translation of: *Zh. Tekh. Fiz.* 69 (5), 101 (1999)].
- [14] D. N. Makovetskii, *Radio zika i Elektronika* (Proc. Inst. Radiophys. Electron., Nat. Acad. Sci., Ukraine) 8 (1), 86 (2003).
- [15] E. B. Tucker, *Quantum Electronics: Proc. 3-rd Int. Congress*, Vol. 2, edited by P. Grivet and N. Bloembergen (Dunod Editeur, Paris; Columbia Univ. Press, New York, 1964), pp. 1787-1800.
- [16] E. M. Ganapolskii and D. N. Makovetskii, *Solid State Commun.* 15, 1249 (1974).
- [17] B. Fain, *Phys. Rev. B* 26, 5932 (1982).
- [18] E. M. Ganapolskii and D. N. Makovetskii, *Sov. Phys. { JETP* 45, 106 (1977) [translation of: *Zh. Experm. Teor. Fiz.* 72 (1), 203 (1977)].
- [19] D. N. Makovetskii, *Proc. 4-th Int. Symp.: Physics and Engineering of Millimeter and Submillimeter Waves | MSMW '2001* (June 4-9, 2001), Vol. 2 (Kharkov, 2001), pp. 762-764.
- [20] W. Horsthemke, R. Lefever, *Noise-induced transitions* (Springer-Verlag, Berlin etc., 1984).
- [21] L. M. Pecora, L. M., T. L. Carroll, *Phys. Rev. Letters* 67, 945 (1991).
- [22] D. N. Makovetskii, *Ukrainian Phys. Journ.* 43, 537 (1998).
- [23] D. N. Makovetskii, *cond-mat/0303188*; D. N. Makovetskii, *Tech. Phys. Lett.* 27 (6), 511 (2001) [translation of: *Pis'ma v Zh. Tekh. Fiz.* 27 (12), 57 (2001)]. For some preliminary and related results see also: D. N. Makovetskii, *On the Phonon Stimulated Emission Power Spectra in a Quantum Paramagnetic Generator of Hypersound*, *Proc. 15-th All-Union Conf. on Acousto-Electronics and Solid-State Physical Acoustics* (June 13-15, 1989), Part 2 (Kishinev, 1989), pp. 18-19; D. N. Makovetskii, *Tech. Report IRE* (Kharkov) 01.88.0078385, Chap. 2, pp. 40-51 (1992); E. M. Ganapolskii and D. N. Makovetskii, *Solid State Commun.* 90, 501 (1994); D. N. Makovetskii, *Tech. Report IRE* (Kharkov) 01.95U.006460, Chap. 4, pp. 111-134 (1997); D. N. Makovetskii, *Science and Technology Center of Ukraine (STCU) Tech. Report*, Grant No. 346, Chap. 3, pp. 23-61 (1999).
- [24] D. N. Makovetskii, *Radio zika i Elektronika* (Proc. Inst. Radiophys. Electron., Nat. Acad. Sci., Ukraine) 4 (2), 91 (1999).
- [25] S. A. Aftshuler, B. M. Kozlyrev, *Electron Paramagnetic Resonance*, 2-nd Edition (Nauka, Moscow, 1972).
- [26] C. L. Tang, H. Statz, G. de Mars, *J. Appl. Phys.* 34, 2289 (1963).
- [27] E. M. Ganapolskii and D. N. Makovetskii, *Sov. Phys. { Tech. Phys.* 34, 1220 (1989) [translation of: *Zh. Tekh. Fiz.* 59 (10), 202 (1989)]; E. M. Ganapolskii and D. N. Makovetskii, *Sov. Phys. { Tech. Phys.* 37, 218 (1992) [translation of: *Zh. Tekh. Fiz.* 62 (2), 187 (1992)].
- [28] D. N. Makovetskii, *Radio zika i Elektronika* (Proc. Inst. Radiophys. Electron., Nat. Acad. Sci., Ukraine) 6 (1), 124 (2001).
- [29] In the English translation of the Russian journal publication of the present work (D. N. Makovetskii, *Tech. Phys.*, 49, 224 (2004)) the Figure 3 is erratically placed instead of the Figure 2 (by publisher's error). In the original Russian paper the Figure 2 is correct, see D. N. Makovetskii, *Zh. Tekh. Fiz.*, 74, No. 2, 83 (2004); available online at <http://www.journals.rss.ru/journals/jtp/2004/02/>
- [30] M. Georgiou, P. Mandel, and K. Otsuka, *IEEE J. Quantum Electronics*, 30, 854 (1994).
- [31] B. A. Nguyen and P. Mandel, *Opt. Commun.* 138, 81 (1997).
- [32] A. G. Vladimirov, E. A. Viktorov, and P. Mandel, *Phys. Rev. E* 60, 1616 (1999).
- [33] V. A. Atsarkin, M. I. Rodak, in: *Problems of Magnetic Resonance*, (Nauka, Moscow, 1978), pp. 187-205; A. Abragam and M. Goldmann, *Nuclear Magnetism. Order and Disorder* (Clarendon Press, Oxford, 1982).
- [34] F. T. Arecchi, W. Gadomski, R. Mucci, J. A. Roversi, *Opt. Commun.* 70, 155 (1989).