

**Reversible magnetization measurement of the anisotropy of the London penetration
depth in MgB₂ single crystals**

Heon-Jung Kim,^{a)} Byeongwon Kang, Min-Seok Park, Kyung-Hee Kim, Hyun Sook Lee,
and Sung-Ik Lee^{b)}

*National Creative Research Initiative Center for Superconductivity and Department of
Physics,
Pohang University of Science and Technology, Pohang 790-784, Republic of Korea*

Abstract

We have studied the anisotropy of the London penetration depth, which was obtained from reversible magnetization measurements with the magnetic field both parallel and perpendicular to the c -axis. The anisotropy of the London penetration depth has a smaller magnitude than the anisotropy of the upper critical field and increases with temperature while that of the upper critical field decreases as reported earlier. This behavior is in sharp contrast with the behaviors of superconductors with one superconducting energy gap. The temperature dependence of the anisotropies of the London penetration depth and of the upper critical field can be well explained within the theory of two-gap superconductivity in MgB₂.

Electronic mail: ^{b)}riddler@anyon.postech.ac.kr, ^{b)}silee@postech.ac.kr

Keywords: MgB₂ single crystals, anisotropy, London penetration depth, lower critical field

PACS: 74.70.Ad; 74.25.Bt; 74.25.Ha

I. Introduction

Since the discovery of superconductivity in MgB_2 [1], that material has drawn great attention in the scientific community [2-7]. One reason that makes MgB_2 very interesting is its multi-gap property. It is now well established that MgB_2 has two different superconducting energy gaps [5, 6, 8-23]: a large gap originating from two-dimensional (2D) σ bands and a small gap originating from three-dimensional (3D) π bands. Thus, any physical properties related to the superconductivity should be influenced by this multi-gap property. Among those, a strong temperature dependence has been observed experimentally for the anisotropy of the upper critical field H_{c2} ($\gamma_H \equiv \xi_{ab} / \xi_c = H_{c2//ab} / H_{c2//c}$), which decreases from around 5 at low temperatures to 2 near T_c [24-27]. According to the one-gap Ginzburg-Landau theory, this is totally unexpected because the anisotropy defined as $\gamma \equiv \gamma_\lambda = \gamma_H$ should be constant. Therefore, this temperature dependence of γ_H is thought to result from the interplay of two superconducting energy gaps, and several theoretical works have revealed that two different gaps affect the behavior of γ_H [28-30]. For example, Dahm and Schopohl calculated H_{c2} in the clean limit based on a detailed modeling of the electronic structure that took into account the Fermi surface topology and the two-gap nature of the order parameter [28] while Gurevich studied H_{c2} in the dirty limit by using quasi-classical Usadel equations for two-band superconductivity [29]. The results show that γ_H depends on the interplay of two different superconducting gaps in both the clean and the dirty limits; however, in the dirty limit, the ratio of the intraband electron diffusivities, which depends on the impurity level, becomes important.

Another consequence of the multi-gap nature of MgB_2 is that the anisotropy of the penetration depth (γ_λ), as well as the anisotropy of H_{c2} may no longer be described by a single parameter [31-34]. In MgB_2 , since the penetration depth depends on the total number of charge carriers from both the σ band and the π band while H_{c2} is mainly determined by the σ band, γ_λ is not necessarily the same as γ_H [31, 32]. According to Kogan's calculation based on weak-coupling theory [31], γ_λ is isotropic at low temperature and increases to 2.5 near T_c . That behavior was confirmed by the first-principle calculations for the electronic structure and the electron-phonon interaction [32], which showed that the effect of impurity scattering changed the exact value of γ_λ . However, that result was not verified experimentally until recently when an estimate of γ_λ in small-angle neutron-scattering (SANS) measurements on MgB_2 polycrystals [33] first revealed an isotropic γ_λ at 2 K. Nevertheless, the temperature dependence of γ_λ could not be precisely investigated due to the random nature of the polycrystalline sample. Later, using MgB_2 single crystals the same SANS technique was employed to measure the behavior of γ_λ as a function of the temperature as well as a function of the field [34] over limited ranges of the temperature and the field. Even though the value of γ_λ determined from SANS measurements increases with temperature as predicted in the calculations, the values of γ_λ are larger than the theoretical values.

Values of γ_λ determined from M - H loop measurements have also been reported. Caplin *et al.* obtained nearly equal and constant anisotropies with $\gamma_H = \gamma_\lambda \sim 2$ [35], which differed from the theoretical predictions. More recently, using a Hall sensor, Lyard *et al.* carefully investigated the temperature dependences of γ_λ and γ_H [36]. Contrary to

the results of Caplin *et al.*, Lyard *et al.* found that γ_λ and γ_H showed opposite behaviors as predicted by the theory; they claimed that this is due to the two-gap effect.

In this research, we investigated the temperature dependences of the anisotropies of the penetration depth (γ_λ), the lower critical field ($\gamma_{H_{c1}}$), and the upper critical field (γ_H) by measuring both the reversible and the irreversible magnetizations (M - H loops). The reversible magnetization was analyzed based on the London model. Compared with M - H loop measurements for low fields, our analysis is free from the effect of the demagnetization factor and from the surface and the geometrical barriers, so the values of $\gamma_\lambda(T)$ are believed to be more reliable. Using the reported values of $\lambda_{ab}(T)$, we could determine $\lambda_c(T)$ and, hence, $\gamma_\lambda(T)$ in the temperature range of $20 \text{ K} \leq T \leq 27 \text{ K}$. Since this analysis was possible only for a limited temperature range, we supplemented it by carefully determining values of $\gamma_{H_{c1}}$ from M - H loops in a way similar to the one used by Lyard *et al.*[36] but with different criteria. From those measurements of anisotropies, both $\gamma_{H_{c1}}$ and γ_λ were found to be smaller than γ_H and to increase with temperature while γ_H was found to decrease with temperature. Together with previous experimental results, our data provide strong experimental support for the theoretical calculations based on a weakly coupled two-band superconductor.

II. Experiment

Single crystals were grown by using a high pressure technique, which is explained in detail in previous reports [37, 38]. Two sets of single crystals were investigated by using magnetization measurements. In the first set, 10 relatively hexagonally shaped single

crystals, with typical dimensions of $200 \times 100 \times 25 \text{ } \mu\text{m}^3$, were collected on a substrate without an appreciable magnetic background with their c -axes aligned perpendicular to the substrate surface. In the second set, a shiny and flat single crystal with dimensions of $800 \times 300 \times 60 \text{ } \mu\text{m}^3$ was mounted on a substrate with its c axis perpendicular to the substrate surface. The values of the transition temperature T_c and the transition width ΔT_c determined from the low-field magnetization were 36.8 K and 1.5 K, respectively for the first set and 37.9 K and 0.7 K for the second set. Even though the values of T_c were slightly different for the two sets of crystals, no other significant differences were observed during further magnetization analysis. Therefore, we only present the data for the second set in this paper.

III. Results and Discussion

The measurements of the reversible and the irreversible magnetizations were carried out by using a superconducting quantum interference device magnetometer (Quantum Design, MPMS-XL). Figure 1 shows the temperature dependence of the reversible magnetization, $4\pi M(T)$, measured in the field range $0.5 \text{ T} \leq H \leq 1.7 \text{ T}$ with $H//ab$. The reversible region was determined in the temperature ranges at which the criterion $M_{FC} / M_{ZFC} \geq 0.95$ holds [39]. The reversible curves shifted to lower temperature as the field was increased. In the low magnetic fields below 0.5 T, the reversible region is too narrow to study the magnetization. On the other hand, at high fields, the magnetization itself is so small and the noise to signal ratio becomes high. Due to these reasons, the field range $0.5 \text{ T} \leq H \leq 1.7 \text{ T}$ was selected to obtain most reliable data. In our previous report [40], the reversible magnetization for $H//c$ was analyzed using the Hao-Clem model [41]. Since for $H//c$, the applied magnetic fields are comparable with $H_{c2//c}(0)$, the contribution of the core

energy must be significant. Therefore, only the Hao-Clem model can give proper results. However, for H//ab, the simpler London model can be utilized because $H_{c2//ab}(0)$ is much larger than the applied magnetic fields; therefore, the contribution of the core energy may not be as important as it is for the case of H//c. Later, we will show this by comparing differently calculated values of $\lambda(T)$.

According to Kogan [42], the free energy of a uniaxial superconductor for which the anisotropy of the upper critical field, $\gamma_H = H_{c2//ab} / H_{c2//c} = \xi_{ab} / \xi_c$, is different from the anisotropy of the penetration depth, $\gamma_\lambda = \lambda_c / \lambda_{ab}$, is given by

$$F = \frac{\phi_0 B \Theta_\lambda}{32\pi^2 \lambda_{ab}^2} \ln \left(\frac{2\sqrt{3} \gamma_H^{-2/3} \phi_0 \Theta_\lambda}{\xi^2 B (\Theta_\lambda + \Theta_H)^2} \right), \quad (1)$$

where $\Theta_{\lambda,H}(\theta) = \left(\sqrt{\sin^2 \theta + \gamma_{\lambda,H}^2 \cos^2 \theta} \right) / \gamma_{\lambda,H}$, ϕ_0 is the flux quantum, λ_{ab} is the in-plane penetration depth, and θ is the angle between the c axis and the induction \mathbf{B} . From this free energy, the torque was calculated, and due to $\Theta_{\lambda,H}(\theta)$, the equilibrium orientation of the crystal relative to the applied field was found to shift to lower angles as the difference between the two anisotropies increases [42]. For H//c and H//ab, the free energy becomes

$$F(\theta = 0) = \frac{\phi_0 B}{32\pi^2 \lambda_{ab}^2} \ln \left(\frac{\sqrt{3} \gamma_H^{-2/3} \phi_0}{2\xi^2 B} \right)$$

and

$$F\left(\theta = \frac{\pi}{2}\right) = \frac{\phi_0 B}{32\pi^2 \lambda_{ab} \lambda_c} \ln \left(\frac{2\sqrt{3} \gamma_H^{-2/3} \phi_0 \gamma_\lambda^{-1}}{\xi^2 B (\gamma_\lambda^{-1} + \gamma_H^{-1})^2} \right), \quad (2)$$

respectively. These results reduce to that of the original London model when the various anisotropies are equal to each other. With these equations, we calculated both the in-plane and the out-of-plane penetration depths.

From the relation $M = -\partial F / \partial H$, the magnetization can be calculated. For H//ab, the magnetization gives

$$\frac{\partial M}{\partial \ln H} = \frac{\phi_0}{32\pi^2 \lambda_{ab} \lambda_c} \quad , \quad (3)$$

if it is assumed that the logarithmic term in the magnetization does not change drastically. When this equation is combined with our previously reported values of $\lambda_{ab}(T)$ [40], $\lambda_c(T)$ can be determined, and the result is shown in Fig. 2. For comparison, $\lambda_{ab}(T)$ is included in the same figure. To check the model dependence of $\lambda_c(T)$, we also used the Hao-Clem model and assumed that the calculated $\lambda(T)$ for H//ab was $\lambda_{eff}(T) = \sqrt{\lambda_{ab}(T)\lambda_c(T)}$. The result of the Hao-Clem model was not so different from that of the London model, which indicates that the core-energy contribution is negligible in the field range of our experiment, as we expected. The magnitude of λ_c is 1.5 times larger than that of λ_{ab} at 20 K. The errors in $\lambda_c(T)$ occur during the interpolation and are calculated from the difference between the data and the theoretical curves.

A notable feature of $\lambda_{ab}(T)$ and $\lambda_c(T)$ is that the difference between $\lambda_{ab}(T)$ and $\lambda_c(T)$ increases as the temperature is increased, which implies that the anisotropy of λ ($\gamma_\lambda \equiv \lambda_c / \lambda_{ab}$) increases as the temperature is increased. According to the theoretical predictions [31, 32], γ_λ is almost isotropic at low temperatures and increases to the same value as γ_H near T_c . This tendency is observed in Fig. 2.

To further investigate the anisotropy of λ at low temperatures, we directly measured the lower critical field H_{cl} by using M - H loops. In the M - H loops, H_{cl} was selected from the first penetrating fields at which a deviation from Meissner shielding occurs. Since the actual

field near the sample is larger than the applied field due to the demagnetization effect by a factor of $1/(1 - N)$, where N is the demagnetization factor, that effect should be considered in calculating H_{c1} . Especially, the demagnetization effect is important for H//c because the demagnetization factor is large ($N_c \approx 0.7$) in that direction. The demagnetization factor perpendicular to the c axis can be obtained from the relation $N_c + 2N_{ab} = 1$ and the value $N_{ab} \approx 0.15$.

To find the first penetrating fields more exactly, we calculated the deviation from the Meissner slope, which is defined as the difference between the data and the linear interpolation (ΔM) [43, 44]. For example, the ΔM curves for 5 K and 30 K are shown in the inset of Fig. 3. Actually, this criterion to determine H_{c1} is different from that of Lyard *et al.* [36] who selected the first minimum point in the M - H loops as H_{c1} . However, before the first minimum point, vortices usually start to penetrate into the sample and that makes the Meissner slope deviate from a straight line. Therefore, if the minimum point is selected as H_{c1} , the values of H_{c1} might be overestimated. Actually, the same criterion as ours is used to determine H_{c1} for high- T_c superconductors [43, 44]. Since Lyard *et al.* used a Hall sensor to measure the magnetization [36], this effect may not be pronounced. Nevertheless, as manifested by the factor of 2 difference between the values of H_{c1} in their work and ours, their criterion may provide an upper bound on H_{c1} . Figure 3 displays the temperature dependence of H_{c1} which was determined by using this method. Contrary to H_{c2} , H_{c1} is almost isotropic, as reported by Lyard *et al.* [36].

To check the validity of our method for determining the values of H_{c1} , we estimated $\lambda_{ab}(0)$ from $H_{c1//c}(0) \approx 534$ G. The value of $\lambda_{ab}(0)$ was calculated to be 76 nm by using the formula $H_{c1//c} = \phi_0 / 4\pi\lambda_{ab}^2 \ln \kappa_{ab}$ with $\kappa_{ab} = 6.4$ [40]. This value of 76 nm is in good

agreement with the values obtained from the reversible magnetization study, which guarantees the validity of our method. Encouraged with this result, we calculated both the anisotropy of H_{c1} ($\gamma_{H_{c1}}$), which is defined as $H_{c1//c} / H_{c1//ab}$ and the anisotropy of γ_λ that is obtained from $H_{c1}(T)$ in M - H loops using the reported $H_{c2}(T)$ [ref].

To compare the temperature dependences of γ_λ , $\gamma_{H_{c1}}$, and γ_H , we summarize all the quantities in Fig. 4. The values of γ_H were deduced from the values of H_{c2} , which were determined from the onset of superconductivity in the magnetization measurements. γ_λ and $\gamma_{H_{c1}}$ show a similar temperature dependence though small difference exists between the values of γ_λ and $\gamma_{H_{c1}}$, which may originate from the logarithmic term in the relation between H_{c1} and λ . When $\gamma_{H_{c1}}$ is converted into γ_λ using $H_{c2}(T)$ in the literature [24,25], the values become very consistent with those deduced from the reversible magnetization. In striking contrast to the behavior of γ_H [24-30] which decreases with temperature and approaches 2, γ_λ and $\gamma_{H_{c1}}$ increase with temperature and show a tendency to converge to the value of γ_H near T_c . Compared with the results of Lyard *et al.* [36], our values of $\gamma_{H_{c1}}$ are a little smaller. We believe that this is due to the use of different criteria for determining H_{c1} . Nevertheless, the overall features of the anisotropy data for λ or H_{c1} are very similar in both our measurements and theirs. According to the theoretical predictions [28-30], the decrease in γ_H is due to different contributions from the smaller and the larger gaps at different temperatures. On the contrary, since the penetration depth depends solely on the carrier density of the π band at low temperatures, in a clean limit, γ_λ is almost isotropic and increases only weakly with temperature due to the effect of two different bands [31, 32].

Eventually, the values of γ_H and γ_λ approach the same value at $T = T_c$, and as for one-gap superconductors, a common value of the anisotropy can be determined by using the mass tensor. This overall behavior is clearly shown in Fig. 4 and our data follow the clean-limit theoretical predictions of γ_λ .

In fact, MgB₂ single crystals are believed to be a clean-limit superconductor, with σ -band probably in the clean limit [20, 46,47]. According to the theoretical calculation [32], if π band is very impure, γ_λ would increase drastically but this behavior was not observed in this study. The clean limit formalism also successfully described the temperature dependence of γ_H [28]. Furthermore, various phenomena related to the surface superconductivity [48] as well as the peak effect [49] which appears in a very clean superconductor were observed to be pronounced in our crystals.

IV. Summary

We have investigated the anisotropies of the penetration depth, the lower critical field, and the upper critical field. The anisotropy of the penetration depth obtained from the reversible magnetization in the temperature range $20 \text{ K} \leq T \leq 27 \text{ K}$ increases as the temperature is increased. This trend is also observed in the anisotropy of the lower critical field over a wider temperature ranges, but the anisotropy of the upper critical field shows an opposite behavior. Near T_c , all three anisotropies approach a common value of 2. The fact that differently determined anisotropies show the same trend suggests that this property is generic in MgB₂. Furthermore, the temperature dependencies of the anisotropies agree well with the theoretical predictions even though the values of the anisotropies are a little lower than the predicted ones.

ACKNOWLEDGMENT

This work was supported by the Ministry of Science and Technology of Korea through the Creative Research Initiative Program.

References

1. J. Nagamatsu, N. Nakagawa, T. Muranaka, Y. Zenitani, and J. Akimitsu, *Nature* (London) **410**, 63 (2001).
2. J. E. Hirsh, *Phys. Lett. A* **282**, 393 (2001).
3. S. L. Bud'ko, G. Lapertot, C. Petrovic, C. E. Cunningham, N. Anderson, and P. C. Canfield, *Phys. Rev. Lett.* **86**, 1877 (2001).
4. D. G. Hinks, H. Claus, and J. D. Jorgensen, *Nature* **411**, 457 (2001).
5. A. Y. Liu, I. I. Mazin, and J. Kortus, *Phys. Rev. Lett.* **87**, 087005 (2001).
6. H. J. Choi, D. Roundy, H. Sun, M. L. Cohen, and S. G. Louie, *Nature* **418**, 758 (2002).
7. A. Shukla, M. Calandra, M. d'Astuto, M. Lazzeri, F. Mauri, C. Bellin, M. Krisch, J. Karpinski, S. M. Kazakov, J. Jun, D. Daghero, and K. Parlinski, *Phys. Rev. Lett.* **90**, 095506 (2003).
8. H. J. Choi, D. Roundy, H. Sun, M. L. Cohen, and S. G. Louie, *Phys. Rev. B* **66**, 020513(R) (2002).
9. H. Schmidt, J. F. Zasadzinski, K. E. Gray, and D. G. Hinks, *Phys. Rev. B* **63**, 220504 (2001).
10. F. Giubileo, D. Roditchev, W. Sacks, R. Lamy, D. X. Thanh, J. Klein, S. Miraglia, D. Fruchart, J. Marcus, and P. Monod, *Phys. Rev. Lett.* **87**, 177008 (2001).
11. P. Szabó, P. Samuely, J. Kacmarcik, T. Klein, J. Marcus, D. Fruchart, S. Miraglia, C. Marcenat, and A. G. M. Jansen, *Phys. Rev. Lett.* **87**, 137005 (2001).
12. P. Seneor, C. -T. Chen, N. -C. Yeh, R. P. Vasquez, L. D. Bell, C. U. Jung, M. -S. Park, H. -J. Kim, W. N. Kang, S. -I. Lee, *Phys. Rev. B* **65**, 012505 (2001).

13. H. D. Yang, J.-Y. Lin, H. H. Li, F. H. Hsu, C. J. Liu, S.-C. Li, R.-C. Yu, and C.-Q. Jin, Phys. Rev. Lett. **87**, 167003 (2001).
14. H. Kotegawa, K. Ishida, Y. Kitaoka, T. Muranaka, and J. Akimitsu, Phys. Rev. Lett. **87**, 127001 (2001).
15. X. K. Chen, M. J. Konstantinovic, J. C. Irwin, D. D. Lawrie, and J. P. Franck, Phys. Rev. Lett. **87**, 157002 (2001).
16. F. Bouquet, Y. Wang, I. Sheikin, T. Plackowski, A. Junod, S. Lee, and S. Tajima, Phys. Rev. Lett. **89**, 257001 (2002).
17. M. S. Kim, J. A. Skinta, T. R. Lemberger, W. N. Kang, H.-J. Kim, E.-M. Choi, and S.-I. Lee, Phys. Rev. B **66**, 064511 (2002).
18. F. Manzano, A. Carrington, N. E. Hussey, S. Lee, A. Yamamoto, and S. Tajima, Phys. Rev. Lett. **88**, 047002 (2002).
19. M. Iavarone, G. Karapetrov, A. E. Koshelev, W. K. Kwok, G. W. Crabtree, D. G. Hinks, W. N. Kang, E.-M. Choi, H. J. Kim, H.-J. Kim, and S.-I. Lee, Phys. Rev. Lett. **89**, 187002 (2002).
20. M. R. Eskildsen, M. Kugler, S. Tanaka, J. Jun, S. M. Kazakov, J. Karpinski, and Ø. Fischer, Phys. Rev. Lett. **89**, 187003 (2002).
21. R. S. Gonnelli, D. Daghero, G. A. Ummarino, V. A. Stepanov, J. Jun, S. M. Kazakov, and J. Karpinski, Phys. Rev. Lett. **89**, 247004 (2002).
22. S. Tsuda, T. Yokoya, T. Kiss, Y. Takano, K. Togano, H. Kito, H. Ihara, and S. Shin, Phys. Rev. Lett. **87**, 177006 (2001).
23. S. Souma, Y. Machida, T. Sato, T. Takahashi, H. Matsui, S. -C. Wang, H. Ding, A. Kaminski, J. C. Campuzano, S. Sasaki, and K. Kadowaki, Nature **423**, 65 (2003).

24. U. Welp, A. Rydh, G. Karapetrov, W. K. Kwok, G. W. Crabtree, C. Marcenat, L. M. Paulius, L. Lyard, T. Klein, J. Marcus, S. Blanchard, P. Samuely, P. Szabo, A. G. M. Jansen, K. H. P. Kim, C. U. Jung, H.-S. Lee, B. Kang, S.-I. Lee, *Physica C*, **385**, 154 (2003).
25. L. Lyard, P. Samuely, P. Szabo, T. Klein, C. Marcenat, L. Paulius, K. H. P. Kim, C. U. Jung, H.-S. Lee, B. Kang, S. Choi, S.-I. Lee, J. Marcus, S. Blanchard, A. G. M. Jansen, U. Welp, G. Karapetrov, and W. K. Kwok, *Phys. Rev. B* **66**, 180502(R) (2002).
26. M. Angst, R. Puzniak, A. Wisniewski, J. Jun, S. M. Kazakov, J. Karpinski, J. Roos, and H. Keller, *Phys. Rev. Lett.* **88**, 167004 (2002).
27. F. Simon, A. Jánossy, T. Fehér, F. Murányi, S. Garaj, L. Forró, C. Petrovic, S. L. Bud'ko, G. Lapertot, V. G. Kogan, and P. C. Canfield, *Phys. Rev. Lett.* **87**, 047002 (2001); Sergey L. Bud'ko and Paul C. Canfield, *Phys. Rev. B* **65**, 212501 (2002).
28. T. Dahm and N. Schopohl, *Phys. Rev. Lett.* **91**, 017001 (2003).
29. A. Gurevich, *Phys. Rev. B* **67**, 184515 (2003).
30. P. Miranovic, K. Machida, and V. G. Kogan, *J. Phys. Soc. Jpn.*, **72**, 221 (2003).
31. V. G. Kogan, *Phys. Rev. B* **66**, 020509 (2002).
32. A. A. Golubov, A. Brinkman, O. V. Dolgov, J. Kortus, and O. Jepsen, *Phys. Rev. B* **66**, 054524 (2002).
33. R. Cubitt, S. Levett, S. L. Bud'ko, N. E. Anderson, and P. C. Canfield, *Phys. Rev. Lett.* **90**, 157002 (2003).
34. R. Cubitt, M. R. Eskildsen, C. D. Dewhurst, J. Jun, S. M. Kazakov, and J. Karpinski, *Phys. Rev. Lett.* **91**, 047002 (2003).

- 35. A. D. Caplin, Y. Bugoslavsky, L. F. Cohen, L. Cowey, J. Driscoll, J. Moore, and G. K. Perkins, *Supercond. Sci. Technol.* **16**, 176 (2003).
- 36. L. Lyard, P. Szabo, T. Klein, J. Marcus, C. Marcenat, B. W. Kang, K. H. Kim, H. S. Lee, and S. I. Lee, *cond-mat/0307388* (2003).
- 37. C. U. Jung, J. Y. Kim, P. Chowdhury, Kijoon H. P. Kim, Sung-Ik Lee, D. S. Koh, N. Tamura, W. A. Caldwell, and J. R. Patel, *Phys. Rev. B* **66**, 184519 (2002).
- 38. Kijoon H. P. Kim, Jae-Hyuk Choi, C. U. Jung, P. Chowdhury, Hyun-Sook Lee, Min-Seok Park, Heon-Jung Kim, J. Y. Kim, Zhonglian Du, Eun-Mi Choi, Mun-Seog Kim, W. N. Kang, Sung-Ik Lee, Gun Yong Sung, and Jeong Yong Lee, *Phys. Rev. B* **65**, 100510 (2002).
- 39. M.-S. Kim, T. R. Lemberger, C. U. Jung, J.-H. Choi, J. Y. Kim, H.-J. Kim, and S.-I. Lee, *Phys. Rev. B* **66**, 214509 (2002).
- 40. Byeongwon Kang, Heon-Jung Kim, Min-Seok Park, Kyung-Hee Kim, and Sung-Ik Lee, unpublished.
- 41. Z. Hao and J. R. Clem, *Phys. Rev. Lett.* **67**, 2371 (1991).
- 42. V. G. Kogan, *Phys. Rev. Lett.* **89**, 237005 (2002).
- 43. P. Chowdhury, Heon-Jung Kim, In-Sun Jo, and Sung-Ik Lee, *Physica C* **384**, 411 (2003).
- 44. M. Nideröst, R. Frassanito, M. Saalfrank, A. C. Mota, G. Blatter, V. N. Zavaritsky, T. W. Li, and P. H. Kes, *Phys. Rev. Lett.* **81**, 3231 (1998).
- 45. M. Zehetmayer, M. Eisterer, J. Jun, S. M. Kazakov, J. Karpinski, A. Wisniewski, and H. W. Weber, *Phys. Rev. B* **66**, 052505 (2002).

46. E. A. Yelland, J. R. Cooper, A. Carrington, N. E. Hussey, P. J. Meeson, S. Lee, A. Yamamoto, and S. Tajima, Phys. Rev. Lett. **88**, 217002 (2002); A. Carrington, P. J. Meeson, J. R. Cooper, L. Balicas, N. E. Hussey, E. A. Yelland, S. Lee, A. Yamamoto, S. Tajima, S. M. Kazakov, and J. Karpinski, Phys. Rev. Lett. **91**, 037003 (2003).
47. J. W. Quilty, S. Lee, S. Tajima, and A. Yamanaka, Phys. Rev. Lett. **90**, 207006 (2003).
48. A. Rydh, U. Welp, J. M. Hiller, A. E. Koshelev, W. K. Kwok, G. W. Crabtree, K. H. P. Kim, K. H. Kim, C. U. Jung, H.-S. Lee, B. Kang, and S.-I. Lee, Phys. Rev. B **68**, 172502 (2003).
49. U. Welp, A. Rydh, G. Karapetrov, W. K. Kwok, G. W. Crabtree, Ch. Marcenat, L. Paulius, T. Klein, J. Marcus, K. H. P. Kim, C. U. Jung, H.-S. Lee, B. Kang, and S.-I. Lee, Phys. Rev. B **67**, 012505 (2002).

Figure Captions

Fig. 1. Temperature dependence of the reversible magnetization, $4\pi M(T)$, of a MgB_2 single crystal for various field ranges of $H//ab$ in the field range of $0.5 \text{ T} \leq H \leq 1.7 \text{ T}$ for the sample with $T_c = 37.9 \text{ K}$ and $\Delta T_c \sim 0.7 \text{ K}$.

Fig. 2. Temperature dependence of the in-plane ($\lambda_{ab}(T)$) and out-of-plane ($\lambda_c(T)$) penetration depth. $\lambda_c(T)$ was calculated using the London model, and the $\lambda_{ab}(T)$ was taken from a previous report [38]. λ_c is 1.5 times larger than λ_{ab} at 20 K and increases faster.

Fig. 3. Temperature dependence of the lower critical field, $H_{c1}(T)$, for $H//ab$ and $H//c$ as obtained from the M-H loops. To calculate the $H_{c1}(T)$, we carefully considered the demagnetization factor of our sample. The inset shows the deviation from the Meissner slope, which is the difference between the data and linear interpolation. H_{c1} was taken as the field at which ΔM starts to deviate from a constant value. For clarity, the 30 K data was shifted vertically.

Fig. 4. Temperature dependences of the anisotropies of λ (γ_λ) that were obtained from reversible magnetization and direct measurements of H_{c1} , the anisotropy of H_{c1} ($\gamma_{H_{c1}}$), and the anisotropy of H_{c2} (γ_H). While γ_H decreases with temperature to a value of 2 near T_c , both γ_λ and $\gamma_{H_{c1}}$ increases. As the theory predicts, $\gamma_\lambda, \gamma_{H_{c1}}$, and γ_H merge into the same value at $T = T_c$.

Figure 1 f Kim *et al.*

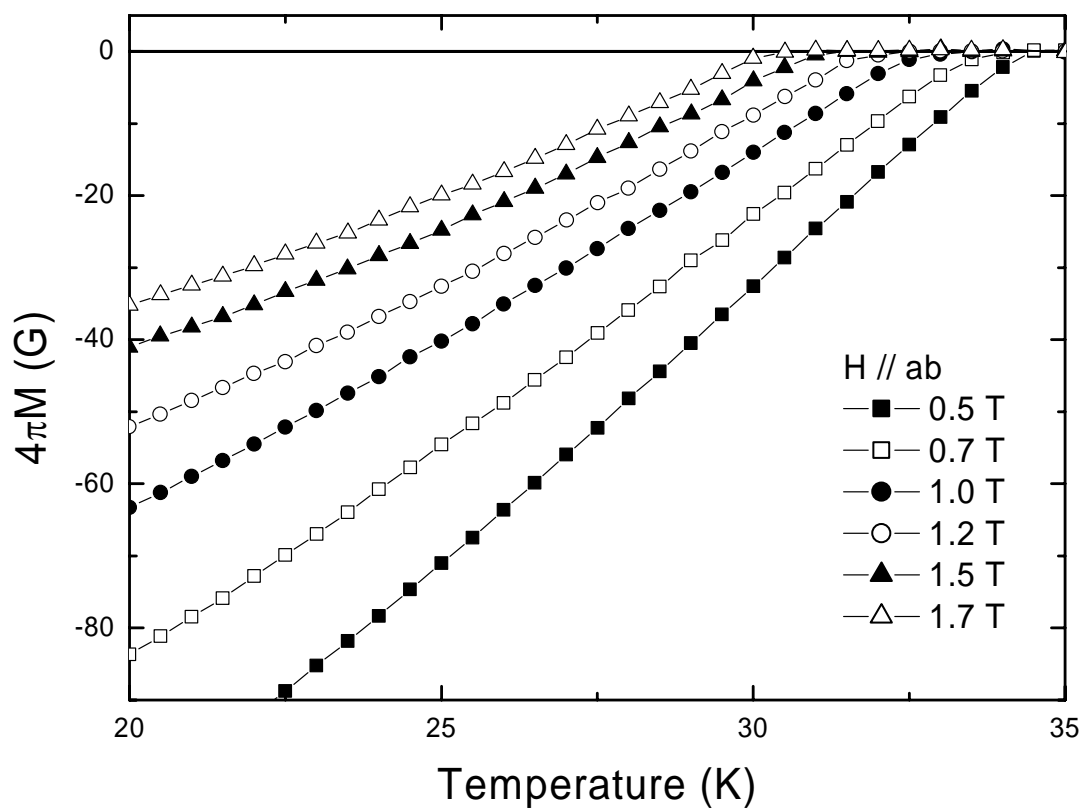


Figure 2 of Kim *et al.*

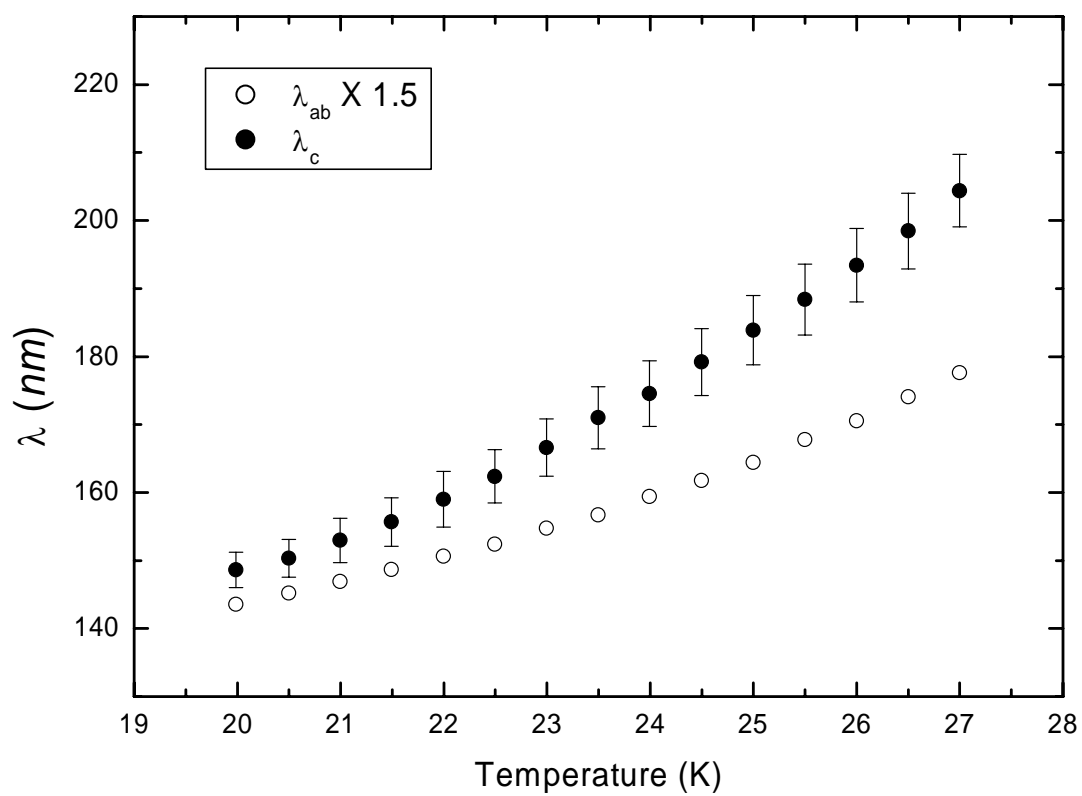


Figure 3 of Kim *et al.*

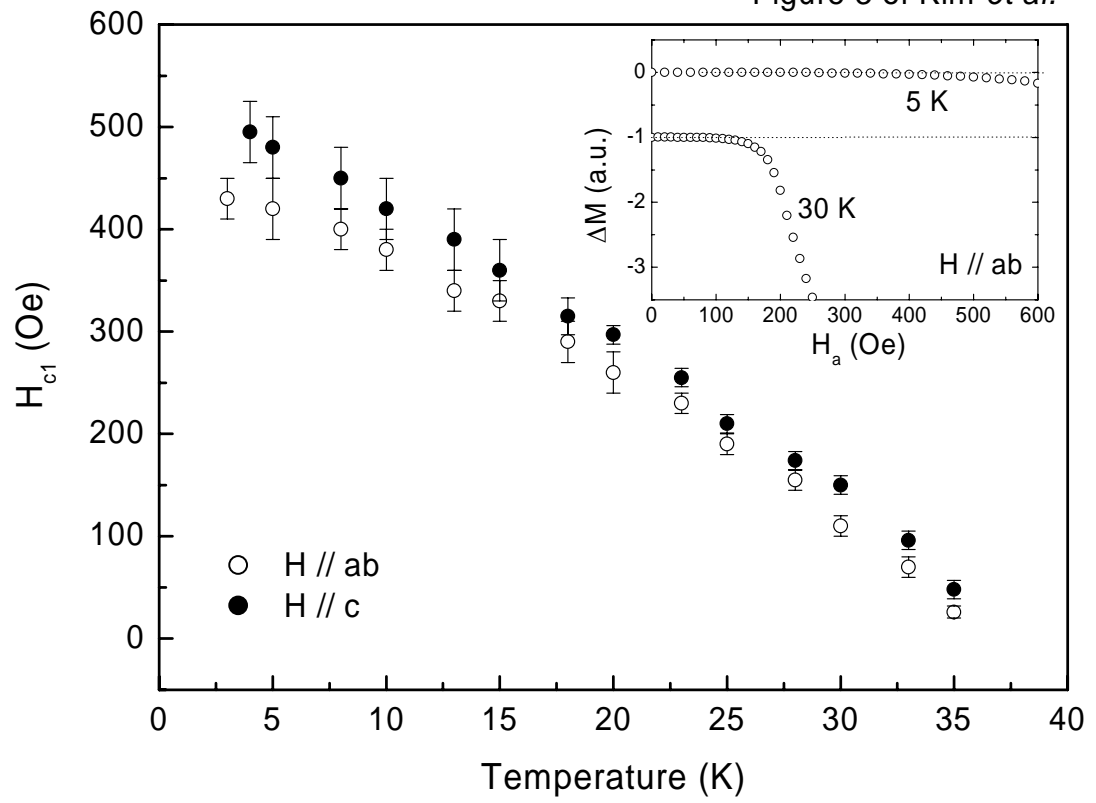


Figure 4 of Kim *et al.*

