

Evolution of the single-hole spectral function across a quantum phase transition in the anisotropic-triangular-lattice antiferromagnet

So Takei¹, Chung-Hou Chung¹, and Yong Baek Kim^{1,2}

¹Department of Physics, University of Toronto, Toronto, Ontario M5S 1A7, Canada

²School of Physics, Korea Institute for Advanced Study, Seoul 130-722, Korea

(Dated: April 14, 2024)

We study the evolution of the single-hole spectral function when the ground state of the anisotropic-triangular-lattice antiferromagnet changes from the incommensurate magnetically-ordered phase to the spin-liquid state. In order to describe both of the ground states on equal footing, we use the large- N approach where the transition between these two phases can be obtained by controlling the quantum fluctuations via an 'effective' spin magnitude. Adding a hole into these ground states is described by a t - J type model in the slave-fermion representation. Implications of our results to possible future ARPES experiments on insulating frustrated magnets, especially Cs_2CuCl_4 , are discussed.

PACS numbers: 75.10.Jm, 71.10.Hf, 79.60.-i

I. INTRODUCTION

The physics of geometrically frustrated quantum magnetic systems has been an arena for discovery of new and interesting phenomena both on the theoretical and experimental fronts. Much of the effort has been sparked by Anderson's proposal of the exotic resonating valence bond (RVB) spin-liquid phase^{1,2} and the belief that frustrated systems are likely to possess RVB spin-liquid-like ground states in two dimensions. Theoretical efforts in the past have explored a variety of two-dimensional frustrated systems^{3,4,5}. The discovery of superconductivity⁶ in $\text{Na}_{0.35}\text{CoO}_2 \cdot 1.3\text{H}_2\text{O}$ has also raised the hope that the RVB could be the cause of superconductivity in certain frustrated magnetic systems.

Recent theoretical works on the insulating anisotropic-triangular-lattice antiferromagnet^{7,8,9,10,11} have been particularly motivated by the experimental discovery of the fractionalized spin-liquid phase in Cs_2CuCl_4 ^{12,13}, where spin-1/2 moments of Cu antiferromagnetically interact with each other in the layers of anisotropic triangular lattices. The experiment has shown that, with a sufficiently high magnetic field within its ordering plane, the compound loses its long-ranged cycloid order and enters the spin-liquid phase^{12,13}. In this phase, the dynamical spin structure factor shows a broad profile characteristic of fractionalization of spin-1 magnons into a pair of spin-1/2 spinons^{12,13}.

A useful description of this transition can be obtained in the large- N approach^{8,14,15,16,17,18,19,20,21} to the antiferromagnetic Heisenberg model on the anisotropic triangular lattice. Here the spin $\text{SU}(2)$ symmetry is generalized to $\text{Sp}(N)$ and the large- N limit of the model is investigated. In this approach, the quantum fluctuations are controlled by the parameter that is the $\text{Sp}(N)$ analog of the spin magnitude. The resulting phase diagram contains both the incommensurate long-ranged order (LRO) phase²² (this corresponds to the cycloid order) and the spin-liquid state²³ in the large and small limits, respectively^{8,18}. Thus one may expect that $1=$ plays a

role similar to the in-plane magnetic field in Cs_2CuCl_4 . Indeed the spin structure factor of the spin-liquid state computed in the large- N theory^{9,10} looks very similar to that observed in the neutron scattering experiments on Cs_2CuCl_4 ^{12,13}.

To this date, experimental evidence of the RVB spin-liquid phase in the anisotropic triangular lattice has been obtained only in neutron scattering experiments on Cs_2CuCl_4 ^{12,13}. Thus it is desirable to have independent experimental confirmations of these results. One such experiment may be the angle-resolved photoemission spectroscopy (ARPES) that measures the electron spectral function. In particular, the result of ARPES on an insulating compound at half-filling corresponds to measuring the single-hole spectral function in a given ground state of the insulator²⁴.

In this paper, we investigate the evolution of the single-hole spectral function across the transition between the incommensurate LRO phase and the spin-liquid phase. Previously the single-hole spectral function in the LRO phase was investigated by taking into account the interaction of the hole with the spin waves^{25,26,27,28}. The well-defined low-energy quasiparticle peak was found in these studies. This is due to the fact that small low-energy density of states of the magnons leads to only a weak perturbation to the quasiparticle coherence at low energy. While this calculation is enough to describe the spectral function deep inside the ordered phase, an additional ingredient may have to be considered close to the transition toward the nearby spin-liquid state where the spinons are deconfined²³. The confinement of the spinons in the LRO phase is a low energy phenomenon and it is expected that the confinement energy scale will be very small near the transition. Therefore, it is expected that there will be spinon excitations at intermediate to high energies near the transition and they may affect the coherence of the hole motion. For example, the neutron scattering experiments on the magnetically ordered phase of Cs_2CuCl_4 found the spinon continuum as well as the magnon peak, implying that this ordered phase is very

close to the transition^{12,13}. Indeed the dominant interaction near the transition may be the spinon-hole interaction since the magnons are relatively suppressed close to the transition.

We use the results of the large- N theory to describe the transition between two ground states at half-filling. In this formulation, as will be explained later, the spinons appear at the mean field level even in the LRO phase^{8,14,15,16,17}. Even though this is an artifact of the mean field theory and the low energy spinons are confined due to the fluctuation effects beyond the mean field theory^{14,15,16,17}, we can still use these spinons at intermediate to high energies to mimic the situations near the transition as described above. The motion of the single-hole is incorporated via a t - J type model in the slave fermion representation²⁷. Our computation takes into account the multiple interactions between the motion of the hole and the spin background, but does not include the vertex corrections. In principle, the latter approximation could lead to an underestimation of the coherence in the motion of the hole. Comparison to the exact diagonalization study²⁹, however, suggests that the latter approximation does not change the overall structure of the spectral function in a significant fashion.

Our results indicate that the single-hole spectral function still shows a well-defined low-energy quasiparticle peak in the incommensurate LRO phase with a visible dispersion in momentum space. This is due to the fact that the density of states of spinons becomes smaller as the energy scale is decreased and, as a result, does not strongly disturb the low energy motion of the hole. As the transition to the spin-liquid state is approached, the spectral weight of the quasiparticle peak is decreased and the incoherent continuum at intermediate to high energies grows. Eventually the quasiparticle peak disappears at the transition. In the spin-liquid state, the single-hole spectral function only shows a broad incoherent continuum with little dispersion, which can be interpreted as a consequence of spin-charge separation.

The rest of the paper is organized as follows. In section II, we describe the formalism used to compute the single-hole spectral function and explain the approximation schemes used in this work. In section III, the numerical results on the single-hole spectral function in various phases are discussed. Finally, we summarize our results and conclude in section IV.

II. FORMULATION OF THE PROBLEM

At half-filling, the quantum ground states of the Mott insulator on the anisotropic triangular lattice are described by the Heisenberg model:

$$H_J = J_1 \sum_{\langle ij \rangle} \mathbf{S}_i \cdot \mathbf{S}_j + J_2 \sum_{\langle\langle ij \rangle\rangle} \mathbf{S}_i \cdot \mathbf{S}_j; \quad (1)$$

where the first and second terms represent the nearest and the next-nearest neighbour Heisenberg couplings, re-

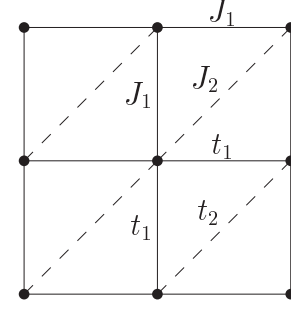


FIG. 1: Anisotropic triangular lattice with two types of bond. The lattice is modelled by a square lattice with an additional interaction along one of the diagonals. The nearest neighbour coupling is associated with subscript 1 and the next-nearest neighbour coupling is associated with subscript 2.

spectively (see Fig.1). The motion of the single hole in a given ground state of the Mott insulator can be studied by adding the kinetic energy terms of the electrons;

$$H_t = -t_1 \sum_{\langle ij \rangle} (c_i^\dagger c_j + \text{h.c.}) - t_2 \sum_{\langle\langle ij \rangle\rangle} (c_i^\dagger c_j + \text{h.c.}); \quad (2)$$

where c_i^\dagger is the creation operator of the electrons with spin \uparrow/\downarrow (repeated indices are summed) and it is assumed that there is no doubly occupied site in the Hilbert space to take into account the strong correlation inherent in the Mott insulator.

A. Ground States of the Mott Insulator via the Large- N $Sp(N)$ Heisenberg Model

A useful formulation of the Heisenberg model in Eq.1 can be obtained from a bosonic representation of the $SU(2)$ spin via $S_i^a = \frac{1}{2} b_i^\dagger \sigma^a b_i$, where σ^a ($a = x, y, z$) are the Pauli matrices and b_i is the canonical bosonic operator. In addition, the constraint $b_i^\dagger b_i = n_b = 2S$ must be imposed at each site, where S is the magnitude of the spin. In order to study this model on frustrated lattices in a controlled fashion and to obtain results that are non-perturbative in the coupling constants, we consider the $Sp(N)$ generalization^{14,15,16,17} of the physical spin $SU(2) \rightarrow Sp(1)$. This can be achieved by introducing N flavours of bosons at each site, b_i , where $i = (n; \alpha)$ and $n = 1, \dots, N$ is the flavour index. Here again the boson number at each site, $n_b = b_i^\dagger b_i$, must be fixed. The resulting $Sp(N)$ Heisenberg model is given by^{14,15,16,17}

$$H_{Sp(N)} = \sum_{\langle ij \rangle} \frac{J_{ij}}{2N} (J \cdot b_i^\dagger b_j^\dagger) (J \cdot b_i b_j); \quad (3)$$

where $J_{ij} = J_1$ and J_2 on the nearest and next-nearest neighbour links, respectively. Here $J = J_1$ is a

It has been known that the presence of uncondensed spinons is an artifact of the large- N mean-field theory and these spinons are, in principle, condensed at low energies due to fluctuations beyond the mean-field theory^{14,15,16,17}. Thus the spinons cannot be seen deep inside the LRO phases. The condensation scale below which the condensation occurs, however, can be very small when the transition to the spin-liquid phase is approached. Thus we expect that there exist 'almost'-decondensed (or loosely-condensed) spinons at intermediate to high energy scales near the transition. At the transition point, this energy scale should be zero because the spinons are decondensed in the spin-liquid phase. In fact, the experiment on Cs_2CuCl_4 reveals the existence of both of the magnon peak and the spinon continuum in the cycloid-ordered phase, indicating that this system is very close to the transition toward the spin-liquid phase^{12,13}. While the condensation phenomenon cannot be captured by the mean-field theory, the existence of the decondensed spinons at the mean-field level can be used to phenomenologically describe the existence of 'almost'-decondensed spinons near the transition. From now on, we will adopt this picture and examine the effect of the 'almost'-decondensed spinons on the motion of the holes.

B. Motion of Single Hole and the Spectral Function

In order to describe the motion of a single hole in the large- N limit, we use the slave-fermion representation of the electron operator with the flavour index:

$$c_{i,n}^y = f_i b_{i,n}^y; \quad (11)$$

where f_i represents the fermionic charge degree of freedom and $b_{i,n}$ the bosonic spin degree of freedom of the electrons.

The single-hole spectral function can be computed from the single-hole Green's function:

$$\begin{aligned} G_h(\mathbf{r}; \tau) &= \frac{1}{N} \sum_n G_{h,n}(\mathbf{r}; \tau) \\ &= \frac{1}{N} \sum_n \text{Tr} c_n^y(\mathbf{r}; \tau) c_n(0;0) i; \end{aligned} \quad (12)$$

where T is the time-ordering operator of the imaginary time. Notice that the physical hole Green's-function is defined as the average of the Green's functions in different flavour channels. Since no flavour degree of freedom is special on physical grounds, this is a legitimate definition of the hole Green's function that turns out to be particularly useful for our purposes.

After analytic continuation, the spectral function can be obtained from

$$A_h(\mathbf{k}; \omega) = -\text{Im} [G_h(\mathbf{k}; i\omega + \epsilon)]; \quad (13)$$

where $G_h(\mathbf{k}; i\omega)$ is the single-hole Green's function in Fourier space.

At the mean-field level, the single-hole Green's function can be written as

$$G_h(\mathbf{r}; \tau) = \frac{1}{N} \sum_n G_f(\mathbf{r}; \tau) G_{b,n}(\mathbf{r}; \tau); \quad (14)$$

where

$$\begin{aligned} G_f(\mathbf{r}; \tau) &= \text{Tr} f(\mathbf{r}; \tau) f^\dagger(0;0) i \\ G_{b,n}(\mathbf{r}; \tau) &= \text{Tr} b_n^y(\mathbf{r}; \tau) b_n(0;0) i; \end{aligned} \quad (15)$$

In Fourier space, we get

$$\begin{aligned} G_h(\mathbf{k}; i\omega) &= \frac{1}{N} \sum_n \sum_q G_{b,n}(\mathbf{k} - \mathbf{q}; i\omega) G_f(\mathbf{q}; i\omega); \end{aligned} \quad (16)$$

Thus the single-hole Green's function is given by the convolution of the fermionic and the bosonic Green's functions.

In this work, we will assume that the injection of the single-hole does not affect the underlying ground state at half-filling. In this case, it may be sufficient to use the bare bosonic Green's-function, $G_{b,n}^0$, in the absence of the hole²⁷. On the other hand, the fermionic degree of freedom of the hole will be very much affected by the presence of the excitations in the underlying ground state. We will compute the renormalized fermionic Green's function using the self-consistent Dyson equation^{27,28}, where the non-crossing diagrams are summed. Possible effect of the vertex corrections in the fermionic Green's function and Eq.14 will be discussed later.

1. Computation of the Fermion Green's Function

The proper large- N generalization of the kinetic energy terms of the holes in Eq.2 is given by

$$\begin{aligned} H_t &= \frac{t_1}{N} \sum_{\langle i,j \rangle} (f_i b_{i,n}^y b_{j,n}^y + \text{h.c.}) \\ &\quad + \frac{t_2}{N} \sum_{\langle\langle i,j \rangle\rangle} (f_i b_{i,n}^y b_{j,n}^y + \text{h.c.}) \end{aligned} \quad (17)$$

Fourier transformation of these terms leads to

$$H_t = \frac{1}{N} \sum_{\mathbf{k}, \mathbf{q}} f_{\mathbf{k}}^\dagger f_{\mathbf{k}+\mathbf{q}} b_{\mathbf{k}}^y b_{\mathbf{k}+\mathbf{q}}^y + \text{h.c.} \quad (18)$$

where

$$\mathbf{k} = 2 [t_1 (\cos k_x + \cos k_y) + t_2 \cos(k_x + k_y)]; \quad (19)$$

These hopping terms give rise to the interaction between the hole and the spin background.

In the LRO phase, the existence of the condensed bosons, $\langle b_{\mathbf{k},n}^y \rangle = \frac{1}{N} \sum_i b_{i,n}^y$, leads to

$$H_t = 2 \sum_{\mathbf{k}, \mathbf{q}} f_{\mathbf{k}}^\dagger f_{\mathbf{k}+\mathbf{q}} b_{\mathbf{k}}^y b_{\mathbf{k}+\mathbf{q}}^y$$

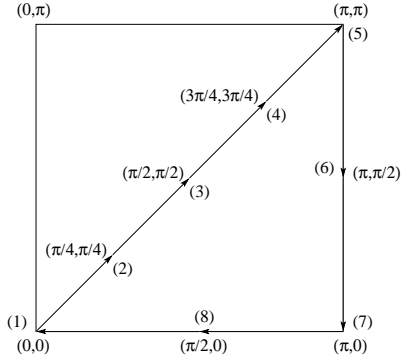


FIG. 5: Eight momenta in the principal Brillouin zone at which the spectral functions are evaluated.

no boson condensate and the spectral function is entirely given by the second term.

We will numerically solve the Dyson equation for the fermion Green's function in both the LRO and the spin-liquid phases. Then the fermion spectral function can be convoluted with the boson spectral functions in the two phases to get the expression for the single-hole spectral function. The evolution of the resulting single-hole spectral function across the transition between the LRO and the spin-liquid phases is discussed in the next section.

III. NUMERICAL RESULTS

At first, the fermion Green's function is obtained by solving numerically the self-consistent Dyson equation on a discrete mesh of k and ω points. In order to do so, we have solved the saddle point equation of the large- N mean-field theory for each set of J_1, J_2 , and use the mean-field results as the input to the Dyson equation of the fermion Green's function. The full hole Green's function is then computed by using Eqs. 28, 29, 30. The calculations are done with a finite lattice of size 8^2 . We have confirmed that the overall structure of the spectral function does not change when the size of the system is increased to 16^2 .

The evolution of the spectral function near the transition between the incommensurate LRO and the spin-liquid phases, is examined at 8 different points in the phase diagram by following two different paths (see Fig. 2). On both paths, the transition between two states is achieved by changing κ for a given $J_2 = (J_1 + J_2)$. For each ground state, the spectral function is calculated at eight different momenta in the principal Brillouin zone. These eight momenta are shown in Fig. 5. When the spectral functions are plotted for these eight momenta, they will be arranged from bottom up in the order indicated by the bracketed numbers as shown in Fig. 6. All other similar plots will follow the same convention.

As explained earlier, quantum fluctuations are stronger

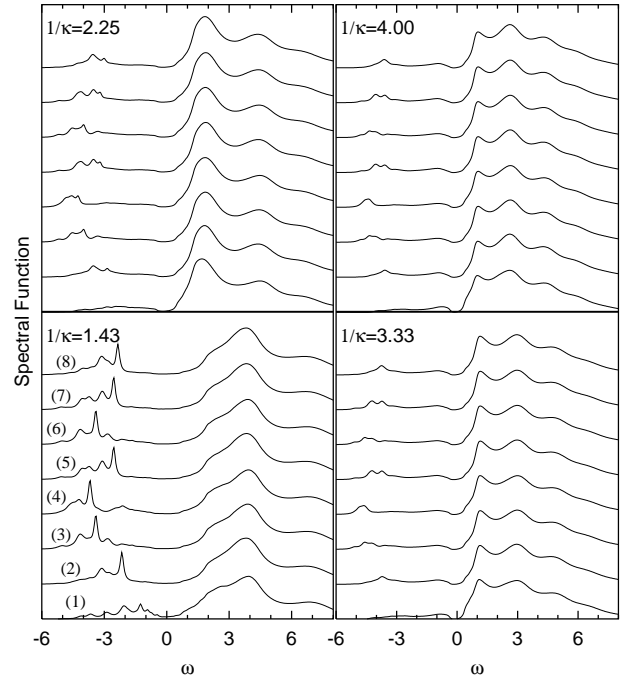


FIG. 6: Evolution of the spectral functions along path 1 in Fig. 2. $J_1 = J_2 = 1.0$ and $t_1 = J_1 = t_2 = J_2 = 2.5$.

for smaller values of κ . Thus, the transition from the incommensurate LRO phase to the spin-liquid state can be obtained by decreasing κ for a given value of $J_2 = (J_1 + J_2)$. We consider paths (1) and (2) corresponding to $J_1 = J_2 = 1$ and $J_1 = J_2 = 0.75$, respectively. The results for the four different values of κ are shown in Fig. 6 for path (1) and in Fig. 7 for path (2).

The results of paths (1) and (2) are very similar. At large κ , there exists a sharp low-energy peak in the incommensurate LRO phase suggesting the existence of a coherent hole excitation or a quasiparticle. Notice that the incoherent continuum at higher energies are due to the existence of the 'uncondensed' spinons. In the spin-liquid phase, the quasiparticle peak completely disappears and only the incoherent broad continuum can be seen in the spectral function.

Notice that the spectral weight of the quasiparticle peak in the LRO phase decreases as the transition to the spin-liquid phase is approached and instead the spectral weight of the incoherent continuum grows. This is due to the fact that the spectral weight of the quasiparticle peak is proportional to the strength of the boson condensate or the magnetic order parameter that decreases as the transition point is approached. This can be observed in both Fig. 6 and Fig. 7, but is illustrated more clearly in the latter figure. In Fig. 7, the strong quasiparticle peak seen when $\kappa = 1$ diminishes as we approach the transition. The remnant of the peak is indicated by the arrows in the figure. Upon careful inspection, a slightly broad bump beside the peak consistently persists in all of the

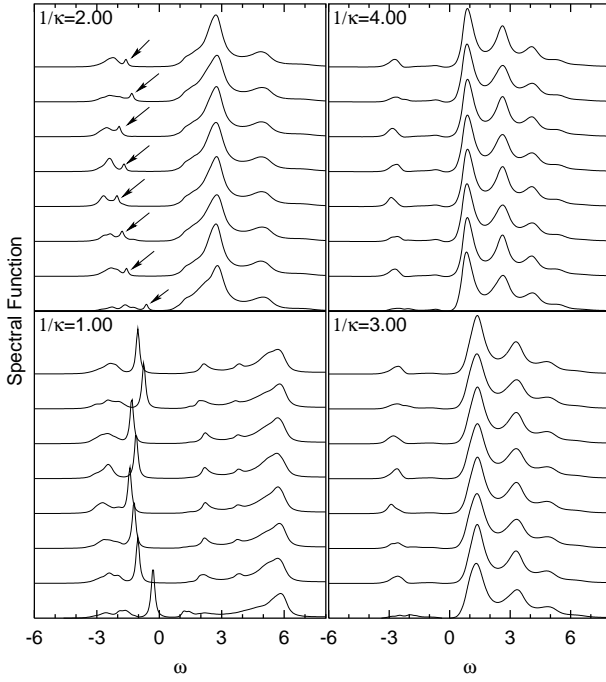


FIG. 7: Evolution of the spectral functions along path 2 in Fig. 2. $J_1 = 0.75; J_2 = 1.0$ and $t_1 = J_1 = t_2 = J_2 = 2.5$.

plots indicating that it is a contribution from the uncondensed spinons. One can observe in both figures that as the spectral weight of the quasiparticle peak shrinks, the remaining spectral weight gradually moves to the ‘uncondensed’ spinons at higher energies.

The incoherent continuum in the SRO phase arises because the injected hole decays into its charge and spin degrees of freedom and they do not propagate together in a coherent fashion. The origin of the broad continuum in the LRO phase is basically the same; the ‘uncondensed’ spinons make the motion of the hole incoherent. The reason why the low-energy quasiparticle peak survives in the LRO phase is that the density of states of the spinons becomes very small in the low energy limit so that the spin degree of freedom of the injected hole at low energy cannot efficiently decay into the spinon continuum.

We have also confirmed that varying the hopping amplitude, t , does not change the qualitative behaviour of the spectral function. The only change is that the bandwidth of the quasiparticle is increased as the hopping amplitude becomes bigger.

IV. SUMMARY AND CONCLUSION

We investigated the single-hole spectral function in the anisotropic-triangular-lattice Heisenberg antiferromagnet. In particular, we studied the evolution of the single-hole spectral function across the transition between the incommensurate LRO phase and the spin-

liquid state. This phase transition can be described by the large- N $Sp(N)$ mean-field theory^{14,15,16,17,18}, where the $Sp(N)$ analog of the spin magnitude, N , can be adjusted to control the strength of quantum fluctuations. The motion of the single hole injected into the insulator is studied via the t - J type model in the slave fermion representation, where the electron is represented as the composite of a charge-carrying fermion and a spin-carrying boson. Taking into account the multiple interactions between the injected hole and the excitations of the underlying insulator in the non-crossing approximation, we evaluated the single-hole spectral function in both of the LRO and the spin-liquid phases.

It is found that, in the LRO phase, the quasiparticle peak exists at low energy and the broad incoherent background also arises at intermediate to high energies. This incoherent continuum arises due to the existence of ‘uncondensed’ spinons in the large- N mean-field theory. In principle, these spinons should be condensed below a ‘condensation’ energy scale due to a fluctuation effect beyond the mean-field theory⁴. Near the transition, however, the condensation energy scale becomes very small (in fact it is zero at the transition) so that the spinons at intermediate to high energies are ‘almost’ uncondensed. In this respect, our calculation is particularly suited to describe the spectral function near the transition. As the transition to the spin-liquid state is approached, the spectral weight of the quasiparticle peak goes to zero and the incoherent continuum grows. Finally, in the spin-liquid phase, only the incoherent continuum survives in the spectral function. This is due to the fact that the injected hole can decay into the charge-carrying fermionic excitation and the spin-carrying spinon and the motions of these excitations are not coherent together.

In our studies, we neglected various vertex corrections, which may have lead to an underestimation of the coherence, especially in the spin-liquid phase. However, the recent exact diagonalization study of the spin-liquid state on the Kagome lattice showed spectral functions that were indeed completely incoherent²⁹, leading to the conclusion that the vertex correction would not change the qualitative behaviours obtained in our study.

Our work is relevant to possible ARPES experiments on Mott insulators on the anisotropic triangular lattice since the ARPES on the insulator can measure the single-hole spectral function²⁴. In particular, notice that the neutron scattering experiment on Cs_2CuCl_4 reveals the existence of the spinon continuum at intermediate to high energies in the LRO phase near the transition as well as in the spin-liquid phase^{12,13}. The parameter $1 =$ in the large- N theory plays the same role as the in-plane magnetic field in the experiment on Cs_2CuCl_4 , where the transition between the two phases is achieved by changing the in-plane field or temperature. Thus we expect that, in light of our work, the ARPES experiments on such systems will provide independent confirmation of the spinon continuum discovered in the neutron scattering experiments on Cs_2CuCl_4 or in related systems.

Acknowledgment: This work was supported by the NSERC of Canada, Canadian Institute for Advanced Re-

search, and Canada Research Chair Program.

- ¹ P.W. Anderson, *Mater. Res. Bull.* **8**, 153 (1973); P. Fazekas and P.W. Anderson, *Phil. Mag.* **30**, 432 (1974).
- ² P.W. Anderson, *Science* **235**, 1196 (1987).
- ³ For example, see the recent review article: G. Misguich and C. Lhuillier, "Two-dimensional quantum antiferromagnets", *cond-mat/0310405* and references therein.
- ⁴ S. Sachdev, *Proceedings of the International Conference on Theoretical Physics, Paris, Annales Henri Poincaré* **4**, 559 (2003), *cond-mat/0304137*.
- ⁵ For earlier works on isotropic triangular lattice, see, for example, D.A. Huse and V. Elser, *Phys. Rev. Lett.* **60**, 2531 (1988); R. Singh and D.A. Huse, *Phys. Rev. Lett.* **68**, 1766 (1992); B. Bemu, P. Lecheminant, C. Lhuillier and L. Pierre, *Phys. Rev. Lett.* **69**, 2590 (1992); P.W. Leung and K.J. Runge, *Phys. Rev. B* **47**, 5861 (1993); K. Yang, L.K. Warman, and S.M. Girvin, *Phys. Rev. Lett.* **70**, 2641 (1993); P. Sindzingre, P. Lecheminant, and C. Lhuillier, *Phys. Rev. B* **50**, 3108 (1994); L. Capriotti, A.E. Trumper, and S. Sorella, *Phys. Rev. Lett.* **82**, 3899 (1999).
- ⁶ K. Takada, H. Sakurai, E. Takayama-Muromachi, F. Izumi, R.A. Dilanian, T. Sasaki, *Nature* **422**, 53 (2003).
- ⁷ R. Moessner and S.L. Sondhi, *Phys. Rev. Lett.* **86**, 1881 (2001).
- ⁸ C.-H. Chung, J.B. Marston, and R.H. McKenzie, *J. Phys.: Cond. Matt.* **13**, 5159 (2001).
- ⁹ C.-H. Chung, K. Voelker, and Y.B. Kim, *Phys. Rev. B* **68**, 094412 (2003).
- ¹⁰ Y. Zhou and X.-G. Wen, *cond-mat/0210662*.
- ¹¹ M. Bocquet, F.H.L. Essler, A.M. Tsvelik, and A.O. Gogolin, *Phys. Rev. B* **64**, 094425 (2001).
- ¹² R. Coldea, D.A. Tennant, and Z. Tylczynski, *Phys. Rev. B* **68**, 134424 (2003).
- ¹³ R. Coldea, D.A. Tennant, A.M. Tsvelik, and Z. Tylczynski, *Phys. Rev. Lett.* **86**, 1335 (2001).
- ¹⁴ N. Read and S. Sachdev, *Phys. Rev. B* **42**, 4568 (1990).
- ¹⁵ S. Sachdev, *Phys. Rev. Lett.* **66**, 1773 (1991).
- ¹⁶ N. Read and S. Sachdev, *Phys. Rev. Lett.* **66**, 1773 (1991).
- ¹⁷ S. Sachdev and N. Read, *Int. J. of Mod. Phys. B* **5**, 219 (1991).
- ¹⁸ S. Sachdev, *Phys. Rev. B* **45**, 12377 (1992).
- ¹⁹ C.-H. Chung, J.B. Marston, and S. Sachdev, *Phys. Rev. B* **64**, 134407 (2001).
- ²⁰ R. Moessner, O. Tchernyshyov, and S.L. Sondhi, *cond-mat/0106286*.
- ²¹ J.-S. Bernier, C.-H. Chung, Y.B. Kim, and S. Sachdev, *cond-mat/0310504*.
- ²² An earlier discussion of the incommensurate order on the anisotropic triangular lattice can be found in T. Jolicoeur, E. Dagotto, E. Dagliano and S. Bacci, *Phys. Rev. B* **42**, 4800 (1990).
- ²³ D.S. Rokhsar and S.A. Kivelson, *Phys. Rev. Lett.* **61**, 2376 (1988); S.A. Kivelson, *Phys. Rev. B* **39**, 259 (1989); N. Read and B. Chakraborty, *Phys. Rev. B* **40**, 7133 (1989); R.A. Jalabert and S. Sachdev, *Phys. Rev. B* **44**, 686 (1991); X.-G. Wen, *Phys. Rev. B* **44**, 2664 (1991); T. Senthil and M.P.A. Fisher, *Phys. Rev. B* **63**, 134521 (2001); C. Nayak and K. Shtengel, *Phys. Rev. B* **64**, 064422 (2001); R. Moessner, S.L. Sondhi, and E. Fradkin, *Phys. Rev. B* **65**, 024504 (2002); L. Balents, M.P.A. Fisher, and S.M. Girvin, *Phys. Rev. B* **65**, 224412 (2002); E. Demler, C. Nayak, H.-Y. Kee, Y.B. Kim, T. Senthil, *Phys. Rev. B* **65**, 155103 (2002).
- ²⁴ B.O. Wells, Z.-X. Shen, A. Matsura, D.M. King, M.A. Kastner, M. Greven, and R.J. Birgeneau, *Phys. Rev. Lett.* **74**, 964 (1995).
- ²⁵ M. Vojta, *Phys. Rev. B* **59**, 6027 (1999).
- ²⁶ M. Azzouz and T. Dombre, *Phys. Rev. B* **53**, 402 (1996).
- ²⁷ C.L. Kane, P.A. Lee, and N. Read, *Phys. Rev. B* **39**, 6880 (1989).
- ²⁸ F. Marsiglio, A.E. Ruckenstein, S. Schmitt-Rink, and C.M. Varma, *Phys. Rev. B* **43**, 10882 (1991).
- ²⁹ A. Lauchli and D. Poilblanc, *cond-mat/0310597*.