

CHAPTER 1

UNDER-KNOTTED AND OVER-KNOTTED POLYMERS: 1.
UNRESTRICTED LOOPS

Nathan T. Moore, Rhonald C. Lua, Alexander Yu. Grosberg

Department of Physics, University of Minnesota, Minneapolis, MN 55455, USA

We present computer simulations to examine probability distributions of gyration radius for the no-thickness closed polymers of N straight segments of equal length. We are particularly interested in the conditional distributions when the topology of the loop is quenched to be a certain knot K . The dependence of probability distribution on length, N , as well as topological state K are the primary parameters of interest. Our results confirm that the mean square average gyration radius for trivial knots scales with N in the same way as for self-avoiding walks, where the cross-over length to this "under-knotted" regime is the same as the characteristic length of random knotting, N_0 . Probability distributions of gyration radii are somewhat more narrow for topologically restricted under-knotted loops compared to phantom loops, meaning knots are entropically more rigid than phantom polymers. We also found evidence that probability distributions approach a universal shape at $N > N_0$ for all simple knots.

1. Introduction

1.1. The goal of this work

Consider a random closed polygon of some N segments, all of equal length ℓ . What is the probability $w_{\text{triv}}(N)$ that this polygon, considered as a closed curve embedded in $3D$, is topologically equivalent to a circle, that is, represents a trivial knot? What is the probability $w_K(N)$ that it represents a knot of any other kind, K ? Such questions arose first in the context of DNA¹ and other polymers², and continue to attract significant attention to the present day. Although a large body of information has accumulated, mostly through computer simulations^{3,4,5}, analytical understanding of these questions remains elusive, despite their elementary formulation.

Meanwhile, a new set of questions came to the forefront in the last

several years. For instance, what is the conditional probability density of the loop gyration radius given that its topology is fixed to be K ? As a first step, what is the average gyration radius of the loop with the given knot state K ? This latter question was first discussed by des Cloizeaux⁸ and then re-visited theoretically^{7;8} and computationally^{9;10;11;12;13;14;15}. The excitement in the field is partially driven by the idea, first conjectured in the work, that topological constraints act effectively like self-avoidance, leading to the non-trivial scaling $\langle R_g^2 \rangle \sim N^{2-\nu}$, where ν is the critical exponent known in the theory of self-avoiding walks, $\nu = 0.588 \dots$, $\nu = 3/5$.

The distinction between the two groups of questions can be illuminated by the comparison with the concepts of annealed and quenched disorder, well known in the physics of disordered systems (see, for instance, book¹⁶). If the loop is phantom, i.e. if it can freely cross itself, then its topological state is annealed. In this case, we can ask what the probability is to observe a certain topological state K . For the loop which is not phantom and cannot cross itself, the knot state is frozen, or quenched, and we can discuss physical properties of the loop, such as its size or entropy for every given knot state K .

The main goal of this paper is to look more closely at the probability distributions of the gyration radius of the loops which are topologically constrained but not constrained otherwise. In section 2, we provide an overview of the previous results about the mean square averaged gyration radius as well as some related questions of method and simulation technique. We shall concentrate on the relatively simple knots, such as 0_1 , 3_1 , and 4_1 , formed by rather long polymers, with N up to 3000. Using the terminology introduced in the recent work¹⁵, we can say we shall be interested mostly in the under-knotted regime. This terminology makes simultaneous use of both annealed and quenched views of polymer topology. The idea is as follows. Consider real polymer loop with some quenched knot K . It is considered over-knotted if upon topological annealing, allowing loop states to be sampled without topological constraints, the loop is likely to become topologically simpler than K . Otherwise, the loop is considered under-knotted. Roughly, loop is under-knotted if it "wants" to have more knots, and it is over-knotted if it "wants" to have fewer knots. Whether a quenched loop is over- or under-knotted depends on the number of segments, N , and, in general, on some other conditions, such as solvent quality and the like. It is because the loop is under-knotted that it may swell, even if there is no excluded volume or self-avoidance. Here, however, terminology clarification is in order.

1.2. Some terminology: non-phantom polymers and self-avoiding polymers are two different things

We should first emphasize the difference between concepts of self-avoiding polymers and non-phantom polymers. These two concepts are quite frequently confused. The idea of self-avoidance always involves certain finite non-zero length scale, let say d , such that two pieces of a polymer cannot approach each other closer than d . For instance, if one thinks of a polymer as a little garden hose, then d is its diameter. Real polymers, of course, always have some excluded volume, or some thickness d . On the other hand, polymers which we call phantom are imagined to be able to switch from an under-pass to over-pass conformations, but, importantly, neither former nor later state violate the self-avoidance, or excluded volume, condition. Speaking about phantom polymers, we should intentionally close our eyes on the process—how the polymer passes from under- to over-state. This question is irrelevant when we address probabilities or equilibrium statistical mechanics. In some sense, the idea of a phantom polymer can be illustrated by the properties of a DNA double helix in the presence of topo-II enzymes¹⁷. Of course, this question of crossing mechanism becomes decisive if one wants to look at polymer dynamics without enzymes; for the studies of dynamics, the phantom model is meaningless, one should think in terms of reptation instead¹⁸.

On a more quantitative level, it is known for the polymer with N segments of the length ℓ and diameter d that the excluded volume effect does not lead to appreciable swelling as long as $N \gg (\ell/d)^2$ (see, e.g., book¹⁹, page 91). For dsDNA at a reasonable ionic strength, this implies chain length up to about 2500 segments, or 75000 base pairs. In this sense, our testing of loops up to $N = 3000$, although dictated by our computational possibilities, is also meaningful for the important particular case of DNA. On this length scale, it is quite reasonable to neglect the self-avoidance condition, and at the same time to work with the polymer which is not phantom, because its topological state is quenched (unless enzymes are present).

2. Brief overview of our recent work¹⁵

Our most recent work has investigated the average size of knotted loops. The initial focus was on those loops with trivial knot topology, denoted 0_1 , as their size has been addressed theoretically^{6,8}. In collecting data through simulation we were able to gather statistically significant information about

several other knots of low prime crossing number, specifically, 3_1 , 4_1 , 5_1 and 5_2 knots.

2.1. Simulation methods

Like others^{13;10;14} our initial approach to the problem was to generate loops, compute the gyration radius for each of them

$$R_g^2 = \frac{1}{2N^2} \sum_{i=1}^N \sum_{j=1}^N \mathbf{r}_{ij}^2; \quad \mathbf{r}_{ij} = \mathbf{r}_i - \mathbf{r}_j; \quad (1)$$

\mathbf{r}_i being the position vector of the joint number i , and then analyze the generated conformations with several topological invariants.

Our loop generation routine is discussed in the Appendix A. Importantly, the loops are generated without any relation towards their topology. When a loop is generated, its knot type is assigned. Therefore, we can use the ensemble of all generated loops to address questions regarding the annealed topology, such as the population fractions of various knots. At the same time, we are able to determine average size, and more generally, the probability distribution of size for loops assigned any given knot type, which means, we can address the quenched topology questions.

To determine loop topology we compute several topological invariants²⁰. For the loops with $N \leq 300$, we used Alexander invariant (1) and Vassiliev invariants of degree 2 and 3, v_2 and v_3 . The loop was identified as a trivial knot when it yielded $j(1)j = 1$, $v_2 = 0$, and $v_3 = 0$. For longer loops of $N > 300$, we were able to use only (1) and v_2 invariants, assigning trivial knot status to the loops with $j(1)j = 1$, and $v_2 = 0$. The details of our computational implementation of these invariants are described elsewhere²¹. Of course, because of the incomplete nature of topological invariants, our knot assignment is only an approximation, and surely was sometimes in error.

2.2. Knot population fractions

We begin by addressing the annealed topology questions.

Theoretically, it is believed that the probability of a trivial knot is exponential in N :

$$w_{\text{triv}}(N) = w_0 \exp(-N/N_0); \quad (2)$$

at least, asymptotically when $N \gg 1$. Such exponential behavior was observed in a number of simulation works for a variety of models^{4;5}. By now, it

is already considered "obvious" by physicists in the field. It is indeed fairly obvious through the intuition gained by the study^{22;23;24} (see also more recent work²⁵ and references therein) of exactly solvable model of winding around a point or a disc in 2D. This model shows that typical Brownian trajectory (that is, polymer with $\ell \neq 0$ and $N \neq 1$) tends to produce a diverging winding angle, that is, an infinite number of turns around the point-like obstacle. It does not seem to require a particularly great leap of imagination to conclude that at very large N some finite scale knots should be formed with a non-zero frequency everywhere along the polymer – and this exactly leads to Poisson-like exponential formula (2).

With regard to the probabilities of other non-trivial knots, it may be argued that they should also be asymptotically exponential

$$w_K(N) = w_0^{(K)} \exp(-N/N_K); \quad (3)$$

and, moreover, that characteristic length should be the same as that for trivial knots: $N_K = N_0$. This latter idea can be understood by saying that for every knot, the loop must eventually become strongly under-knotted if N increases without bound while knot is quenched. Formula (3) was also tested, albeit by a smaller number of simulations^{5;34}.

In the work¹⁵, we fit formula (2) to our trivial knot data and found critical length, $N_0 = 241 \pm 0.6$ and $w_0 = 1.07 \pm 0.01$. This value of N_0 is consistent with the result on a rod-bead model^{4;11} in the limit of excluded volume radius sent to zero. In other works^{4;5} somewhat larger values of N_0 were reported, closer to 300 or 330. We interpret this discrepancy as being due to the fact that we examined the model with all segments of the same length, while the works^{4;5} dealt with Gaussian distributed segments. We consider it an exciting challenge to understand why these two models exhibit differing values of characteristic knotting length.

Figure 1 shows our simulation data for trivial knots fraction, along with the data illustrating the relative frequency of other knot types. To the accuracy of our simulations, we do not see all non-trivial knot probabilities decaying with the same characteristic length N_0 . However, we tried to determine N_K (see equation (3)) by fitting the data over sliding window. For instance, Table 1 shows the fit parameters obtained on the interval $500 < N < 1150$, or on the interval on $1150 < N < 3000$. It is clearly seen that "apparent" characteristic length decreases. Although far from proof, this result is consistent with the theoretical argument behind formula (3) and allows one to hypothesize that the asymptotics is just very slowly achieved.

Table 1. Characteristic Lengths, N_K

knot type	N_K on (500 < N < 1150)	N_K on (1150 < N < 3000)
0_1	241	250
3_1	373	305
4_1	374	307
5_1	375	307
5_2	378	302

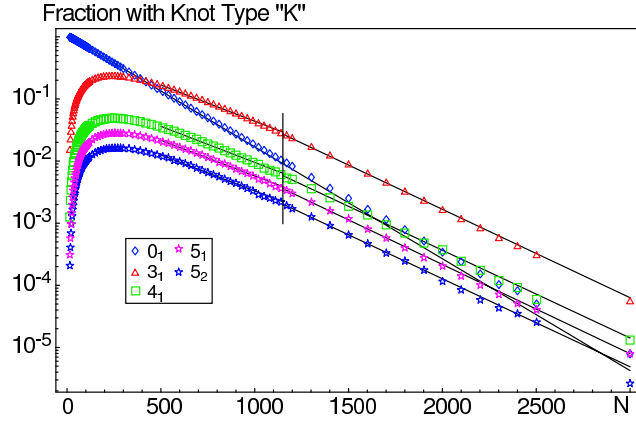


Fig.1. The fraction of loops generated with trivially knotted topology followed the well known exponential form, equation (2), as a function of loop length N . Deviation from the fit line at large N is due to the incompleteness of topological invariants employed and reflects contamination of the supposedly trivial pool with some non-trivial knots. The fractional population curves for several different simple knot types are shown and labeled. Although their overall decay can be reasonably fit by exponents, the characteristic lengths N_K appear larger than N_0 , which probably means that true asymptotics are very slowly achieved.

2.3. Average size of different knots

2.3.1. Scaling of the trivial knot size

When averaged over all loops, the mean square gyration radius, $\overline{hR_g^2}$, is equal to $N^2/12$, which is two times smaller than the similar quantity for linear chains (see, for instance, book¹⁹; see also Appendix B). As regards $\overline{hR_g^2}$ averaged over only trivially knotted loops, the theorists^{6;7;8} predicted, that trivial knots develop swelling behavior for $N > N_0$, in a way similar to objects which experience excluded volume forces:

$$\overline{hR_g^2}_{\text{triv}} = \begin{cases} N^2/12 & \text{if } N < N_0 \\ A N^2 & \text{if } N > N_0 \end{cases}; \quad (4)$$

where scaling power is 0.589 , and where N_0 is the same parameter introduced in formula (2).

We want to emphasize here that the first line of the prediction, formula (4), is not connected to any delicate and thus possibly unreliable theoretical arguments, but rather comes out of almost pure common sense. Indeed, when $N = N_0$, according to formula (2), there is only marginal probability for a phantom loop to have any knot other than trivial. This means, the ensemble of trivially knotted loops at these N very nearly coincides with the ensemble of all loops, for which $\langle R_g^2 \rangle$ is certainly equal to $N^{-2} = 12$.

Figure (2) demonstrates how our simulation results are consistent with formula (4). First of all, we see that indeed the Gaussian scaling $\langle R_g^2 \rangle = N^{-2} = 12$ is recovered at N below N_0 . Fitting the data over the interval $500 < N < 2500$, we found the parameters, 0.58 ± 0.02 and $A = 0.44 \pm 0.03$. It is not only important that this is consistent with expectations, it is also important that the value of pre-factor A provides for smooth cross-over between regimes at N very close to N_0 , as expected (because A is very close to $N_0^{-1/2} = 0.42$).

2.3.2. Corrections to scaling

Can one pull the analogy between trivial knots and self-avoiding polymers further? The temptation in the field^{10;13;12} has been to fit the trivial knot data with a more complex perturbation formula, motivated by the analogy with the excluded volume problem¹⁴,

$$\langle R_g^2 \rangle = A \frac{N^2}{12} + B \frac{N_0}{N} + C \frac{N_0^2}{N} + \dots \quad (5)$$

To understand this formula, it is useful to recall its appearance in the better known context of the excluded volume problem (here, we rephrase presentation in the book¹⁹). For the excluded volume (or self-avoiding) polymer, one first shows that gyration radius can be written in the form $\langle R_g^2 \rangle = N^{-2} f(x)$, where $f(x)$ is a universal function of the argument $x = (d/l)^2 N$ (where d and l are segment thickness and length, respectively). For our purposes here, we denote $N_0^? = (d/l)^2 > 1$ and then write $x = (N/N_0^?)^{1/2}$. When x is small, $x \ll 1$, then $f(x)$ can be presented as an (asymptotic) perturbation series in integer powers of x . When x is large, $x \gg 1$, the leading term in $f(x)$ contains the non-trivial scaling power: $f(x) \sim x^{2-1}$, and then the correction terms in this large x asymptotics involve negative powers of x , in most cases believed¹⁴ to be integer negative

powers: $f(x) = x^{2-1} = 1 + B = x + C = x^2 + \dots$. Using this formula to write hR_g^2 in terms of N_0^2 , we obtain exactly the equation (5) (with $\alpha = 1/2$).

This consideration shows that for the excluded volume problem formula (5) is only valid at $x = 1$, or $N = N_0^2$. It is not an interpolation formula valid across the cross-over region $x \approx 1$; it does not connect two asymptotics smoothly. For the latter reason, it cannot be considered an interpolation for trivial knots. That is why we think it is not correct to fit the simulation data to this formula in the range of N other than $N = N_0$ (or at least $N > N_0$).

Unfortunately, our data do not allow for reasonable fit to this formula even in the range $N > N_0$. The reason is seen in the fact that our data represent a curve which seems to keep bending upwards as N increases, while formula (5) implies saturation of the log-log slope to that dictated by the power 2. A mechanical attempt to fit the formula to the data yields physically meaningless values for α which are greater than unity.

Currently we do not know why data do not fit formula (5). One reason may be simply poor statistics and noisy character of data at large N . It might also be an indication of the knot pool contamination at large N because of the incompleteness of topological invariants. This is possible, but, in our opinion, not very likely given that trivial knot fraction does not deviate much from the exponential fit (see Figure 1). In the work¹⁵, we attempted to address this question deeper, introducing the correction for the errors in knot assignment. It did not yield much change in terms of hR_g^2 , making us a bit more confident that the problem might be somewhere else. For instance, it is possible that the formula (5) does not apply to trivial knots, indicating some restricted applicability of the very analogy between trivial knots and excluded volume polymers. Much work will be necessary to clarify this issue.

2.3.3. Averaged sizes of non-trivial knots

Our measurement of the swelling of non-trivial knots is shown in Figure (3). It is overall consistent with findings by earlier works^{10;13}. We find that the simple knots cross over from an over-knotted state, in which they are much smaller than the average sized loop to an under-knotted state in which they seem to approach the scaling of trivial knots in an asymptotic fashion. The inset in this image shows this asymptotic approach in the form of a small parameter, $\beta = 1 - hR_g^2 i_K / hR_g^2 i_0$ decaying with increasing N .

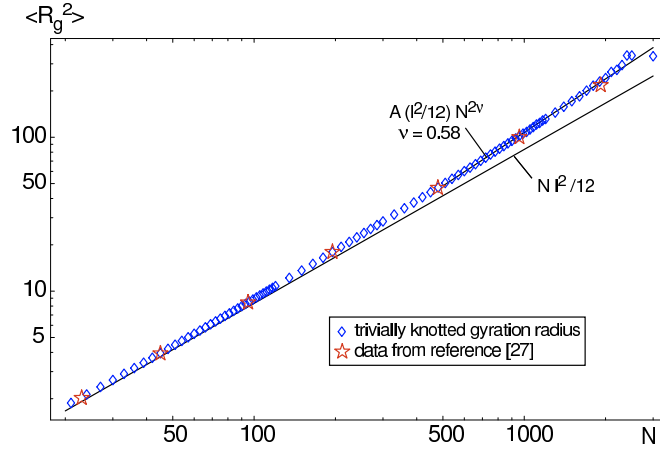


Fig. 2. Gyration radius averages over trivially knotted loops. The trivial knot average exhibits power law behavior at large N similar to that experienced by polymers which have excluded volume. The trivial knot data is systematically larger than the average over all loops, shown as the solid line in the figure. This topology driven swelling is seen to develop beyond the critical length about $N_0 = 241$. Independently collected data²⁷ is shown by stars (?) and agrees with our results.

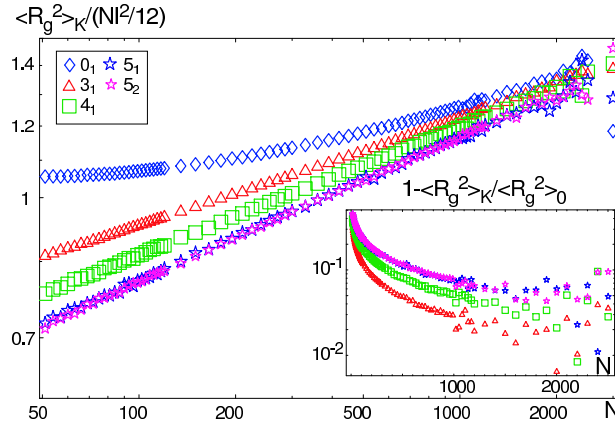


Fig. 3. Log-log plot of the mean square gyration radius, $\langle R_g^2 \rangle_K$, of knot type K , normalized by the topology blind average over all loops for several particular knot types. The inset, which shows the ratio of a particular knot gyration radius to the trivial knot gyration radius, $1 - \langle R_g^2 \rangle_K / \langle R_g^2 \rangle_0$, demonstrates that all knots remain smaller than, but approach the size of, trivial knots.

3. Probability distributions of the loop sizes

Our data allow us to make one more step and to look not only at the averaged value of $\langle R_g^2 \rangle$ for trivial and some non-trivial knots, but also at the entire

probability distributions. We were able to generate and analyze histograms of quality (i.e. looking smooth when plotted, a minimum of 10^5 loops for each curve) for loops of size $N = 1200$. Predictably, the probability distributions are different for different topological classes, such as all loops versus loops of a certain knot type K . Also predictably, the probability distributions of R_g^2 spread out as N increases. The latter observation suggests the idea of looking at the probability distributions of the re-scaled variable $\tilde{R}_g^2 = R_g^2 / \langle R_g^2 \rangle$, where the normalization factor $\langle R_g^2 \rangle$ is taken separately for each N and for each topological entity.

Our main findings are summarized in figures (4), (5), and (6), where we present probability distributions $P(\tilde{R}_g^2)$ for the trivial knots 0_1 (), trefoils 3_1 (), and 4_1 knots (2). In the same figures we plot also for comparison the analytically computed probability distributions for linear chains and for all loops. For linear chains, the necessary distribution $P_{\text{chain}}(\tilde{R}_g^2)$ was found by Fixman a long time ago²⁸; as described in Appendix B, we were able to derive a similar expression for the probability distribution over all loops, irrespective of topology. To avoid overloading the figures, we do not show the corresponding data points obtained for linear chains and for all loops, but they all sit essentially on top of the theoretical curves (confirming once again the ergodicity of our loop generation routine).

Comparing the shapes of probability distributions for all loops and those with identified quenched topology, we notice that the latter distributions are somewhat more narrow. We emphasize, that although the effect looks small for the eye, it is well above the error bars of our measurements. This means simple knots are less likely to swell much above their average size than other knots, and they are also less likely to shrink far below their average, again compared to other knots. Figures 4 and 5 show this stiffness in both large and small limits of \tilde{R}_g^2 . In the region $\tilde{R}_g^2 < 1.25$ the general notion that entropic stiffness goes with topological complexity seems to hold true, i.e. more complex knots are more difficult to stretch or compress than arbitrary loops of the same number of segments. That the opposite of this seems to be true in the large \tilde{R}_g^2 region is a subtlety not yet fully understood. In any case, topology blind loops are by definition always more flexible than topology specific loops.

The small \tilde{R}_g^2 limit is of particular interest given its relation to all problems involving collapsed polymers, such as proteins. A closer view of the small \tilde{R}_g^2 region of the probability distribution is presented in the Figure 5. There, the probability distributions are plotted in the semi-log scale against \tilde{R}_g^2 and, in the inset, against $1 - \tilde{R}_g^2$. This can be also understood as the plot

of "confinement" entropy, which corresponds to the squeezing the polymer to within certain (small) radius. The reason why we plot the data against $l=$ is because both $P_{\text{chain}}()$ and $P_{\text{loops}}()$ at small l have asymptotics $\exp(-\text{const} \cdot l)$ (see formulae (B.12) and (B.13)), which corresponds to confinement entropy $l=$, and which can be established by a simple scaling argument, as described, e.g., in the book¹⁹ (page 42). This $l=$ behavior is seen clearly in Figure (5). Furthermore, we see indeed that compressing any specific knot, trivial or otherwise, is significantly more difficult than compressing a phantom loop. Analytical expression of entropy for knots is not known, thus far only the $R_g^{-3} \sim l^{-3/2}$ scaling at small l has been conjectured²⁹. Although our data is qualitatively consistent with this prediction in terms of the direction of the trend, more data is needed for quantitative conclusion.

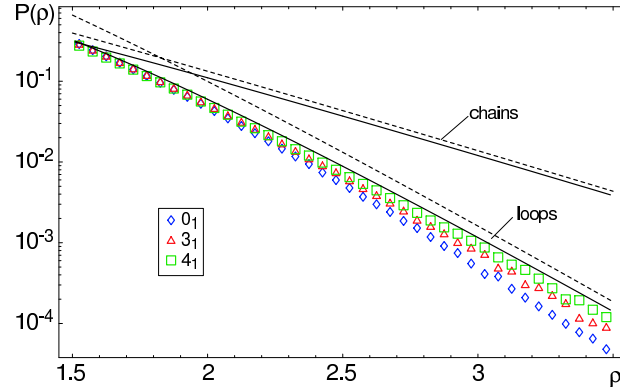


Fig. 4. The probability density plot for chains²⁸ (line), all loops (another line), and loops with certain knots (0_1 - \diamond , 3_1 - \triangle , 4_1 - \square) in the range of large $l > 1$. Distributions are presented in terms of the scaling variable $p = R_g^2 / l R_g^2$. The asymptotics calculated in Appendix B, equations (B.12) and (B.13), are shown in the figure as dashed lines.

More detailed comparison of probability distributions for different knots and different N are presented in the Figure 6. This figure shows a number of different probability curves under different conditions. The left column of this figure compares the topology of different objects while holding the length of the objects constant. The right column of the same figure shows comparisons of different lengths of the same topology. Significant in Figure (6) is the suggestion that probability distributions for different knots become very similar if not identical with increasing N . Indeed in the left col-

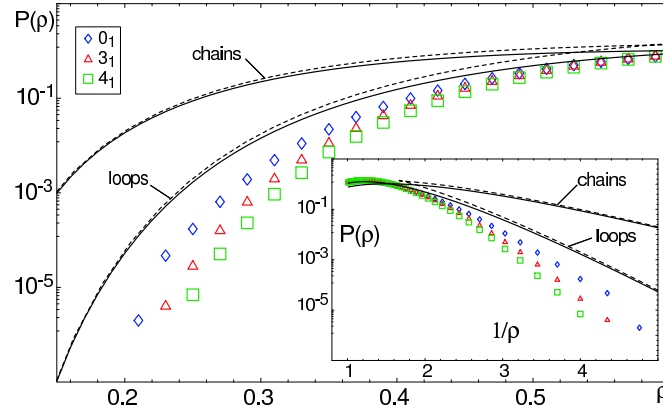


Fig. 5. The probability density plot for chains²⁸ (line), all loops (another line), and loops with certain knots (0_1 – \diamond , 3_1 – \triangle , 4_1 – \square) in the range of small ρ ($\rho < 1$). Distributions are presented in terms of the scaling variable $\rho = R_g^2 / R_g^2$. The asymptotics calculated in Appendix B, equations (B.12) and (B.13), are shown in the figure as dashed lines. Inset: Semi-log probability density plot (or linear entropy plot) at small ρ against $1/\rho$.

umption in Figure 6 it is difficult to see the difference between the distributions for the three distinct topologies for $N = 1200$ or even for $N = 660$. One way to understand this effect is to consider the notion of knot localization^{30;31;32}. The idea is that every strongly under-knotted loop at large N places its knot in some small fraction of its length, thus looking like a trivial knot, with a small bump where the appropriate crossings reside. The collapse of $P_K(\rho)$ for different, simple knot types, K , to one curve at large N is consistent with this concept of localization. At the same time, Figure 6 suggests that probability distribution $P_K(\rho)$ for each knot keeps evolving with N changing over the cross-over region at $N \approx N_0$.

4. Concluding remarks

To summarize, in this paper we presented computational results on knots in zero thickness loops of N rigid segments of equal length ℓ . To the accuracy of our measurements, our data are consistent with the idea that mean square gyration radius averaged over the loops which are topologically equivalent to trivial knots is larger than the similar quantity averaged over all loops irrespective of topology. The extent of this additional swelling appears similar to the swelling of self-avoiding walks compared to Gaussian random walks. Swelling is characteristic not only of trivial knots, but in general for under-knotted loops, in the sense that a topologically quenched loop swells

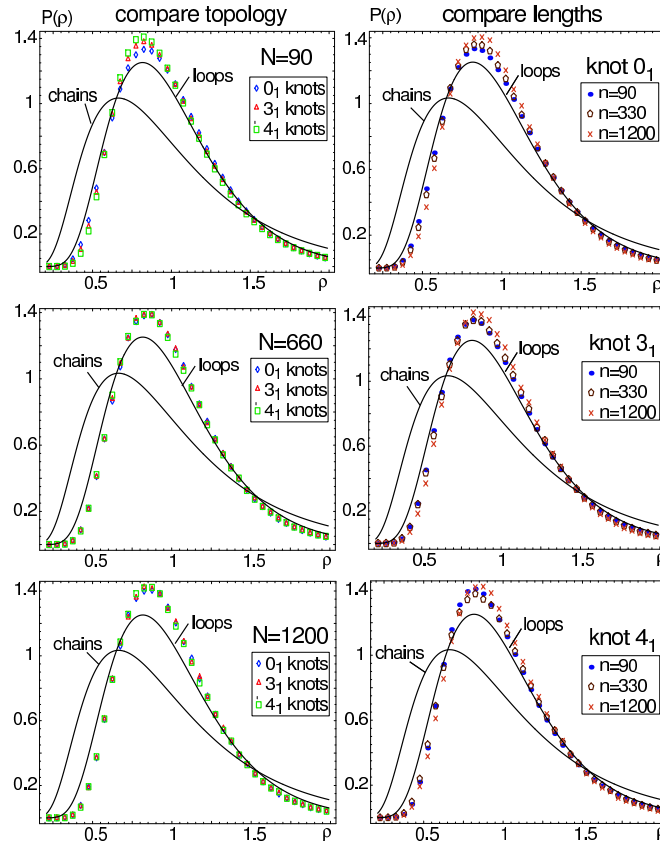


Fig. 6. The probability distributions, $P(\rho)$ for several different lengths, N . Left Column: Collapse of several different topologies to one curve at large N , (compare $N = 660$ or 1200 to $N = 90$), implies that one master curve for under-knotted loops exists, and that it is visible for 0_1 , 3_1 , and 4_1 knots at $N = 660$. Right Column: Curves for these simple topologies, as they differ in length, are certainly more similar to each other than they are to the average of all loops. Movement of the curves as N changes is not yet understood.

if its knot state would have simplified upon annealing of its topology. We have examined not only averaged gyration radius, but also its probability distribution. We found that topologically under-knotted loops are relatively unlikely to deviate far from their average sizes, either to smaller or to larger sizes. We have also found indication that the probability distribution of the gyration radius of simple knots becomes universal for all under-knotted loops when their length exceeds certain threshold. Importantly, our data

confirm the existence of a cross-over at N of the order of N_0 , the characteristic length of random knotting: it is only at $N > N_0$ that there is analogy between under-knotted loops and self-avoiding walks, at $N < N_0$ topological constraints have only a marginal effect on the trivial knots.

How far does the analogy go between self-avoiding polymers and topologically constrained ones? We were unable to confirm this analogy beyond simple scaling; it is unclear whether the R_g^2 dependence on N approaches its scaling form N^2 in the same manner as it happens for self-avoiding walks. It is worth emphasizing that there is a field theoretic formulation for the self-avoiding walks³⁵, but there is nothing of this sort for knots. In our opinion, it remains an exciting challenge to find a solid understanding of the connection between fluctuation properties of the loop and its topology.

Acknowledgments

We thank A.Vologodskii for sharing with us his unpublished data²⁷ and T.Deguchi for useful discussions. This work was supported in part by the MRSEC Program of the National Science Foundation under Award Number DMR-0212302.

Appendix A. Loop generation

We generated loops of the length N divisible by 3 using the following method. To produce one loop, we generated $N/3$ randomly oriented equilateral triangles of perimeter 3. We consider each triangle a triplet of head-to-tail connected vectors. Collecting all N vectors from $N/3$ triangles, we re-shuffled them, and connected them all together, again in the head-to-tail manner, thus obtaining the desired closed loop.

A similar simpler method applicable for even N and re-shuffling vectors obtained from zero sum pairs often yields the loops with overlapping nodes. This happens when the re-shuffling results in the succession of some $2m < N$ vectors belonging to exactly m pairs and thus forming the zero sum (i.e., closed) sub-loop. The probability of such an event is of order unity, because the probability for the two vectors from the same pair to be next to each other after the re-shuffling scales as $1/N$, and there are N such pairs; more accurate calculation²⁶ shows that this probability approaches $1 - 1/e$ as $N \rightarrow \infty$.

For the triangles, the problem is not in any way as severe, because the probability for the three vectors of the triplet to be next to each other scales as $1/N^2$, while the number of triangles is still $N/3$, so the overlapping loops

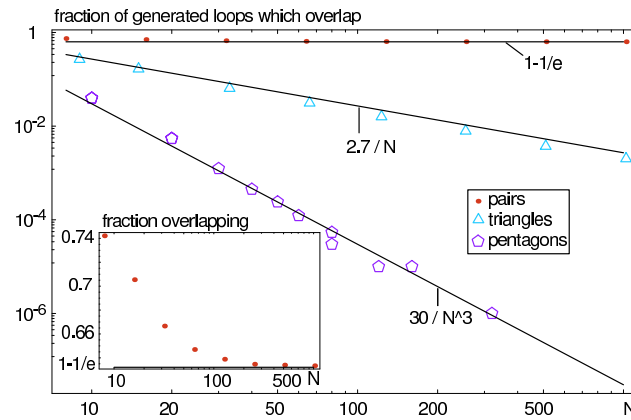


Fig. 7. The fraction of generated loops which overlapped within the resolution of computational accuracy. If a set of $N=s$ polygons, where polygons have s sides, is used to generate a walk of length N , the fraction of generated loops, $N^{-2/s}$ will overlap exactly. This behavior is seen in the image.

are rare as $1/N$ (and the probability to have two, or, in general, m triplets to occupy completely the $3m$ stretch of the reshuffled sequence does not change the $1/N$ estimate).

Our test measurements of the fraction of loops overlapping generated with pairs, triplets, and pentagons of vectors (squares are 2 pairs), shown in figure (7), agree with this understanding. We see in this figure that the fraction overlapping at a certain N , when generated in polygons of s edges scales like $N^{-2/s}$. We chose to generate with triplets to avoid the constant overlap implied by pairs, as well as avoiding the correlation implicit with larger sets of objects. Although generated with our method, these loops are not members of the set analyzed as they are not single stranded loops devoid of self-intersections, but rather a different physical class of objects with "petals." The simple example of $N = 9$, see figure (8), illustrates this. Suppose that the three triangles generated have segment vectors, $(a_1; a_2; a_3)$; $(b_1; b_2; b_3)$ and $(c_1; c_2; c_3)$. By definition, each set of vectors within a triangle sums to zero, for example, $a_1 + a_2 + a_3 = 0$. A walk is then created by a random permutation of all of the segment vectors, for example, $(a_3; c_2; a_1; b_1; a_2; b_3; c_1; b_2; c_3)$. The problem of overlapping, described above, occurs whenever the elements of one or more complete triangles occur within a continuous section of the permutation vector. This subsection forms a complete loop, as does the rest of the chain and instead of a single loop, one has a diagram which looks something like a flower with multiple

petals coming off of a center axis or set of axes.

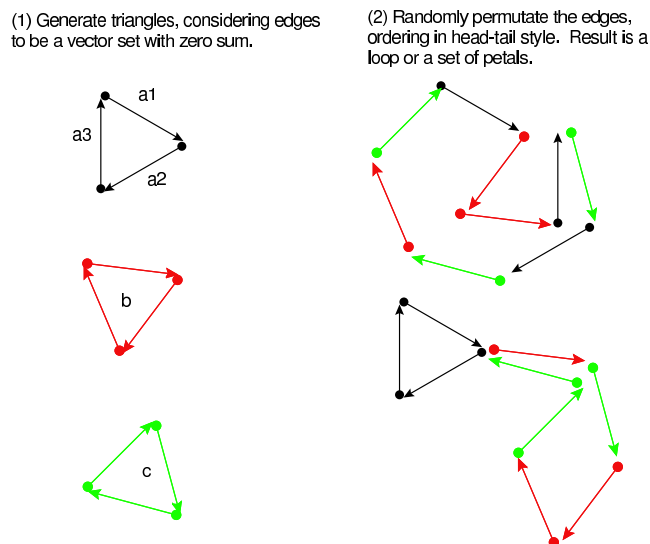


Fig. 8. Our generation routine can produce errant objects which are not loops.

In practice, there was also a totally different problem. At large N , our knot identification routine was sometimes failing because of the perceived triple crossing on the projection. A simple rotation by random Euler angles resolved this projection problem in all cases.

Appendix B. Probability distribution of all loops

In this Appendix we address the problem which, of its own, does not belong to the subject of knots. Namely, we consider a phantom loop, which can freely pass through itself, and determine the probability distribution of its gyration radius. In other, equivalent, words we consider the distribution of sizes over the ensemble of all possible loops of the given number of segments, N , irrespective of their topology. Our approach here closely follows that of the work²⁸ by Fixman, where he determined probability distribution for the gyration radius of the linear chains. To make our work self-contained, we reproduce below the main steps of Fixman derivation along with our results for phantom loops.

To begin with, we simplify the problem by transforming it from the gyration radius of a chain or a loop with N rigid segments of fixed length

to the similar problem with a smaller number of Gaussian distributed segments. To achieve this, we group N segments in n blobs of N/n segments each. We denote as \mathbf{b}_k the end-to-end vector of each blob labeled k , where $b^2 = (N/n)^2$. Note that mean squared gyration radius, which is well known for both chains and loops¹⁹, can be expressed in terms of either N and ℓ or n and b : $\langle R_{g, \text{chain}}^2 \rangle = N \ell^2/6 = n b^2/6$ for chains and $\langle R_{g, \text{loop}}^2 \rangle = N \ell^2/12 = n b^2/12$ for loops.

If $N/n \gg 1$, then probability distribution for the unitless vector $\tilde{\mathbf{r}}$ is Gaussian, with zero mean and unit variance: $g(\tilde{\mathbf{r}}) = (3/2\pi)^{3/2} \exp(-3\tilde{\mathbf{r}}^2/2)$. If, at the same time, $n \gg 1$, then computing the gyration radius (1) we can replace each blob with the concentrated mass N/n sitting, say, at the beginning segment of this blob. Then, formula (1) can be transformed to have just n (instead of N) points, where now $\mathbf{r}_{ij} = b \sum_{k=i}^j \tilde{\mathbf{r}}_k$. Accordingly, the gyration radius can be expressed as a quadratic form of the vectors $\tilde{\mathbf{r}}_k$. It is convenient to write it in the form

$$\frac{R_g^2}{\langle R_{g,i}^2 \rangle} = A \sum_{k,m=1}^n G(k;m) \tilde{\mathbf{r}}_k \cdot \tilde{\mathbf{r}}_m; \quad (\text{B.1})$$

where coefficient A is different for chains and loops and can be determined at the end to ensure the correct average ($\langle n \rangle = 1$), and where kernel $G(k;m)$ is as follows:

$$G(k;m) = \frac{k}{n^2} H(m-k) + \frac{m}{n^2} H(k-m) - \frac{km}{n^3}; \quad H(x) = \begin{cases} 1 & \text{for } x > 0 \\ 1/2 & \text{for } x = 0 \\ 0 & \text{for } x < 0 \end{cases}; \quad (\text{B.2})$$

We now note that the probability of the chain conformation specified by blob end-to-end vectors $\mathbf{b}_1; \mathbf{b}_2; \dots; \mathbf{b}_n$ is given by

$$Z_{\text{chain}}(\mathbf{f}; \mathbf{g}) = \sum_{k=1}^n g(\tilde{\mathbf{r}}_k); \quad (\text{B.3})$$

Similar probability for the loop reads

$$Z_{\text{loop}}(\mathbf{f}; \mathbf{g}) = \sum_{k=1}^n g(\tilde{\mathbf{r}}_k) \prod_{k=1}^n \tilde{\mathbf{r}}_k = \frac{2}{3} n^{3/2}; \quad (\text{B.4})$$

Compared to the distribution for the chains, we have here one more factor g , describing the connection between chain head and tail, making the loop; we have δ -function ensuring loop closing; and we have also the normalization factor.

$$K(s) = \int_0^s e^{(s-\tau)Z} (f \sim g) d\tau \sim g; \quad (B.5)$$
$$f_{\text{chain}}(s) = \frac{3}{2} \exp \left[\frac{3}{2} \sum_{k=1}^{\infty} \frac{s^k}{k} \right] + \sum_{k,m=1}^{\infty} \frac{s^k}{k} G(k;m) \frac{1}{k+m} d_1 d_2 \dots d_{n-1} \quad (B.6)$$
$$f_{\text{loop}}(s) = \frac{3}{2} \sum_{n=2}^{\infty} \frac{n}{6} \sum_{1=2}^{\infty} \sum_{k=1}^{\infty} \exp \left\{ \frac{3}{2} \sum_{k=1}^{\infty} \right\} + \{sA\} \sum_{k,m=1}^{\infty} G(k;m) \sum_{k,m} d_1 d_2 \dots d_n dp \quad (B.7)$$
$$f_{\text{chain}}(s) = \frac{1}{2} \left(\frac{2sA}{3k^2 - 2} \right)^{1/2}, \quad (B.8)$$

where $z^2 = 2As$. Similar manipulations for loops involve an extra inte-

gralover p:

$$f_{\text{loop}}(s) = \frac{z}{\sin z} \frac{1=2}{6} \frac{n}{2} \frac{1=2}{1} \frac{Z}{1} \exp \left(p^2 \frac{n}{3} \frac{X^n}{k=1} \frac{(1 - (1^k))^2}{2k^2} \frac{1}{z^2} \right) dp, \\ , \frac{z}{\sin z} \frac{1=2}{6} \frac{X^4}{8} \frac{1}{2(2m+1)^2} \frac{1}{z^2} = \frac{z=2}{\sin(z=2)}; \quad (\text{B.9})$$

$\tan(z=2)=4z$

where again $z^2 = 2$ ($s=3$). Finally, we choose coefficient A based on the condition $h_i = 1$, or $K^0(s)_{s=0} = 1$. This yields $A = 6$ for chains and $A = 12$ for loops. Therefore, we finally get

$$K_{\text{chain}}(s) = (\sin z=z)^{3=2}; \quad z^2 = 4\{s; \quad (\text{B.10})$$

(the result due to Fixman²⁸), and

$$K_{\text{loops}}(s) = (2 \sin(z=2)=z)^3; \quad z^2 = 8\{s; \quad (\text{B.11})$$

Knowing $K(s)$, finding the probability distribution $P(\cdot)$ is the matter of inverse Fourier transform. Numerical inversion of Fourier transforms yield the curves presented in the Figures 4, 5, and 6.

Analytically, asymptotic expressions can be found for both small and large s . For chains, Fixman²⁸ found

$$P_{\text{chain}}(\cdot), \quad \left(\frac{5=2}{9} \frac{e^{3=2}}{6} \frac{1=2}{3} e^{2=4} \text{ for } 1 \right) : \quad (\text{B.12})$$

Similar expressions for loops read

$$P_{\text{loop}}(\cdot), \quad \left(\frac{6}{324} \frac{2}{2} e^{2=2} \text{ for } 1 \right) : \quad (\text{B.13})$$

To obtain these results, it is convenient to re-write the inverse Fourier transform:

$$P_{\text{loop}} = \frac{1}{2} \int_{-\infty}^{\infty} K(s) e^{is} ds = \frac{1}{2} \int_V \frac{1}{\sin^3} e^{2=2} d; \quad (\text{B.14})$$

where in the latter integral $\cdot = z=2$ and integration contour V in complex plane is V -shaped, runs from $-\infty$ along the line with argument $3=4$ to ∞ along the line with argument $=4$. In this form, it is conveniently seen that $P_{\text{loop}}(\cdot) = 0$ at $\cdot < 0$, as it must be, since \cdot is a positive quantity. Furthermore, deforming the integration contour, we can establish that at

the integral is dominated by the saddle at $\beta = 3$, while at $\beta = 1$ it is dominated by the residue at the third order pole in $\beta = 3$, yielding the results (B.13).

On a more physical note, it is important to realize that the exponential terms in equations (B.12) and (B.13) at small β are identical if written in terms of R_g , N and β instead of β . Indeed, the leading term of the corresponding entropy (which is $-\ln P$) is equal to $9N^2 = 24R_g^2$ for both chains and loops. Apart from the coefficient of $9=24$, the scaling form of this result can be understood based on a simple argument considering confinement of either a chain or a loop in a cavity of the size $R \sim \sqrt{N}$ (see, for instance, book¹⁹, formula (7.2)).

On the other hand, at large β chain entropy is $3(R_g)^2 = 2N^2$, while loop entropy is four times larger, it is $6(R_g)^2 = 4N^2$. This can be understood as follows. For the chain, remembering that entropy of the state with end-to-end distance L is $3L^2 = 2N^2$, Fixman noted²⁸ that large R_g conformations are dominated by the semi-circular shapes with $L = R_g$. The loop obviously represents two such pieces, so loop entropy is twice entropy of the half-chain: $6(R_g)^2 = 4N^2 = 2 \cdot 3(R_g)^2 = 2(N=2)^2$.

References

1. M. Delbrück, "Knotting Problems in Biology," Mathematical Problems in the Biological Sciences, Proceedings of Symposium in Applied Mathematics (American Mathematical Society, Providence, RI), v. 14, pp 55-68, (1962).
2. H.L. Frisch., E. W. Asselman, J.A. Chem. Soc. 83, p3789, (1961).
3. A. Vologodskii, A. Lukashin, M. Frank-Kamenetskii Sov. Phys. JETP, v. 67, p. 1875, 1974; A. Vologodskii, M. Frank-Kamenetskii Sov. Phys. Uspekhi, v. 134, p. 641, 1981; A. Vologodskii Topology and Physics of Circular DNA, CRC Press, Boca Raton, 1992.
4. K. Koniaris, M. Muthukumar, Phys. Rev. Lett. 66, 2211-2214 (1991).
5. T. Deguchi, K. Tsurusaki, Phys. Rev. E. 55, 6245-6248 (1997).
6. J. Desbazeaux, J. Phys. Lett. 42, L433, (1981).
7. S. Quake, Phys. Rev. Lett. 73, 3317, (1994).
8. A. Grosberg, Phys. Rev. Lett. 85, 3858-3861 (2000).
9. J.M. Deutsch, Phys. Rev. E. 59, 2539-2541 (1999).
10. A. Dobay, J. Dubochet, K. Millett, P. Sottas, A. Stasiak, Proc. Natl. Acad. Sci. USA 100, 5611-5615 (2003).
11. T. Deguchi, M. K. Shinamura, Physical Knotting and Unknotting eds. Calvo, J.A., Millett, K.C., Rawdon, E.J. Contemporary Mathematics book series, AMS (2002).
12. M.K. Shinamura, T. Deguchi, Phys. Rev. E., 65, 051802 (2002).
13. H. Matsuda, A. Yao, H. Tsuchihara, T. Deguchi, K. Furuta, T. Inami, Phys. Rev. E. 68, 011102 (2003).

14. E. Orlandini, M. Tesi, E.J. van Rensburg, S. Whittington, *J. Phys. A* **31**, 5953-5967 (1998).
15. Moore, N.T., Lua, R., Grosberg A. submitted in PNAS
16. J. Ziman, *Models of Disorder*, (Cambridge University Press, Cambridge, 1979).
17. J.-L. Sikorav, B. Duplantier, G. Jannink & Y. Tassinat *J. Mol. Biol.*, v. 284, p. 1279-1287, (1998).
18. M. Doi, S.F. Edwards *The Theory of Polymer Dynamics*, (Oxford University Press, Oxford 1986).
19. A.Y. Grosberg, A.R. Khokhlov, *Statistical Physics of Macromolecules*, (AIP Press, NY, 1994).
20. C.C. Adams, *The Knot Book: an Elementary Introduction to the Mathematical Theory of Knots*, (W.H. Freeman, 1994).
21. R. Lua, A.L. Borovinskiy, A.Y. Grosberg, *Polymer* **45**, p717-731 (2004).
22. F. Spitzer, *Trans. Amer. Math. Soc.* **87**, p187-197 (1958).
23. S.F. Edwards, *Proc. Phys. Soc. London* **91**, 513 (1967).
24. S. Prager, H.L. Frisch, *J. Chem. Phys.* **46**, n. 4, 1475-1483 (1967).
25. A. Grosberg and H. Frisch *J. Phys. A: Math. & Gen.* v. 36, n. 34, p. 8955-8981 (2003).
26. P. Flajolet, M. Noy, in *Formal Power Series and Algebraic Combinatorics*, eds. M. Khalev, A.V., Krob, D., M. Khalev, A.A. (Springer, 2000), pp. 191-201.
27. A. Vologodskii, private communication.
28. M. Fixman, *J. Chem. Phys.* **36**, 306-310 (1962).
29. A.Y. Grosberg, S.K. Nechaev, E.I. Shakhnovich, *Le Journal de Physique (France)* **49**, 2095-2100 (1988).
30. V. Katrich, W.K. Olson, A. Vologodskii, J. Dubochet, A. Stasiak, *Phys. Rev. E* **61**, 5545 (2000).
31. R. Metzler, A. Hanke, P.G. Dommestes, Y. Kantor, M. Kardar, *Phys. Rev. Lett.* **88**, 188101 (2002).
32. A. Hanke, R. Metzler, P.G. Dommestes, Y. Kantor, M. Kardar, *European Phys. Journal E* **12**, 347-354 (2003).
33. V. Rybenkov, N. Cazzarelli, A. Vologodskii, *Proc. Nat. Ac. Sci.* **90**, 5307 (1993).
34. T. Deguchi, K. Tsurusaki, *Lectures at Knots 96*, (World Scientific, Singapore, 1997) pp95-122.
35. P.G. de Gennes, *Scaling Concepts in Polymer Physics*, (Cornell Univ. Press, Ithaca, NY, 1979).