

# Elementary electronic excitation from a two-dimensional hole gas in the presence of spin-orbit interaction

W. Xu

Department of Theoretical Physics  
Research School of Physical Sciences and Engineering  
Australian National University  
Canberra, ACT 0200, Australia

L.B. Lin

Department of Physics, Sichuan University  
Chengdu - 610064, Sichuan, China

(Dated: March 22, 2024)

## Abstract

We present a theoretical study of the elementary electronic excitation associated with plasmon modes in a two-dimensional hole gas (2D HG) in the presence of spin-orbit (SO) interaction induced by the Rashba effect. The calculation is carried out using a standard random-phase-approximation approach. It is found that in such a spintronic system, plasmon excitation can be achieved via intra- and inter-SO electronic transitions around the Fermi level. As a result, the intra- and inter-SO plasmon modes can be observed. More importantly, the plasmon modes induced by inter-SO transition are optic-like and these modes can be directly applied to identify the Rashba spin splitting in 2D HG systems through optical measurements. The interesting features of the plasmon excitation in a spin split 2D HG are analyzed and discussed in details. Moreover, the results obtained for a 2D HG are compared with those obtained for a spin-splitting 2DEG reported very recently.

PACS numbers: 71.45.Gm, 71.70.Ej, 71.90.+q

---

Electronic address: wen105@rsphysse.anu.edu.au

## I. INTRODUCTION

Progress made in realizing spin polarized electronic systems has led to recent proposals dealing with novel electronic devices, such as spin-transistors [1], spin-waveguides [2], spin-filters [3], quantum computers [4], etc. In recent years, spin-electronics (or spintronics) has become an important and fast-growing research field in condensed matter physics and semiconductor electronics. At present, spintronic systems and devices have been realized on the basis of diluted magnetic semiconductors and narrow-gap semiconductor nanostructures. In the former case the spin degeneracy of the carriers are lifted by the presence of an external magnetic field and in the latter case the spin-orbit (SO) interaction (SOI) is introduced due to the innate features of the material systems. Currently, one of the most important aspects in the field of spintronics is to investigate electronic systems with finite spin splitting in the absence of the external magnetic field. It has been realized that in narrow-gap semiconductor quantum well structures, the higher-than-usual zero-magnetic-field spin splitting (or spontaneous spin splitting) can be achieved by the inversion asymmetry of the microscopic confining potential due to the presence of the heterojunction [5]. This kind of inversion asymmetry corresponds to an inhomogeneous surface electric field and, hence, this kind of spin-splitting is electrically equivalent to the Rashba spin-splitting or Rashba effect [6]. The state-of-the-art material engineering and micro- and nano-fabrication techniques have made it possible to achieve experimentally observable Rashba effect in, e.g., InAs- and InGaAs-based two-dimensional electron gas (2DEG) systems [7] and GaAs-based two-dimensional hole gas (2DHG) systems [8]. In particular, it has been demonstrated very recently that a spin split 2DHG with relatively strong Rashba effect can be realized in a GaAs/AlGaAs heterojunction grown on nominally undoped (311)A GaAs substrate with a weak p-type background doping [8]. More interestingly, in such a system a back gate can be applied to control the strength of the SOI in the device [8].

In recent years, the effect of SOI on electronic and transport properties of 2DEGs and 2DHGs has been intensively studied both experimentally and theoretically. At present, one of the most powerful and most popularly used experimental methods to identify the Rashba spin splitting in 2DEG and 2DHG systems is magnetotransport measurements carried out at quantizing magnetic fields and low temperatures at which the Shubnikov-de Haas (SdH) oscillations are observable [7, 8, 9, 10, 11]. From the periodicity and profile of the SdH

oscillations, the carrier density in different spin branches together with the Rashba parameter can be determined experimentally. However, in GaAs-based 2DHG systems, because the holes are much heavier than electrons, the magneto-transport measurements can only be applied to study the Rashba spin-splitting in the low-density samples [8], otherwise very high magnetic fields are required in order to observe the ShH oscillations. The experimental data showed that a stronger Rashba effect of the 2DHG can be achieved in a sample with a larger hole density [8]. Thus, optical measurements (e.g., optical absorption and transmission, Raman spectrum, ultrafast pump-and-probe experiments, etc.) become one of the realistic options in determining the spintronic properties in the high-density 2DHGs. Furthermore, at present, most of the published work in the field of spintronics is focused on electronic and transport properties of 2DEGs and 2DHGs in the presence of SOI. In order to apply the optical experiments to identify the Rashba effect, to explore further applications of the spintronic systems as optical devices and to achieve a deeper understanding of these novel material systems, it is essential and necessary to examine the effects of SOI on elementary electronic excitation from a typical 2DHG and it becomes the prime motivation of the present theoretical study.

It is well known that in an electron or a hole gas system, the electronic transitions through spin- and charge-density oscillations can result in a collective excitation associated with plasmon oscillation modes. The spintronic materials can therefore provide us an ideal device system in examining how electronic many-body effects are affected by the SOI. In this paper, we consider an interacting 2DHG where SOI is induced by the Rashba effect. One of our aims is to obtain the modes of the elementary electronic excitation such as plasmons and to examine the unique features of these excitation modes. Very recently, the plasmon modes induced by intra- and inter-SO electronic transition in InGaAs-based 2DEG systems in the presence of the Rashba effect have been studied theoretically [12]. It was found that the inter-SO transition can result in optic-like plasmon oscillations in a spin-split 2DEG and these plasmon modes can be used to identify the Rashba spin-splitting. On the basis that there is a significant difference of the Rashba spin-splitting in InGaAs-based 2DEGs and in GaAs-based 2DHGs, it is of value to study the consequence of different types of SOI in different spintronic systems such as spin-split 2DHGs. Furthermore, we would like to take this opportunity to present more detailed theoretical approaches used to study many-body effects in a 2DEG or 2DHG system in the presence of SOI. The paper is organized as follows.

In Section II, we study spin-dependent carrier distribution along with several single-particle aspects for a spin split 2D HG in a GaAs-based structure. In Section III, the effects of the SOI on dielectric function matrix and plasmon excitation are investigated analytically using a simple and standard many-body theory. The corresponding numerical results are presented and discussed in Section IV and the concluding remarks are summarized in Section V.

## II. SINGLE PARTICLE ASPECTS

It has been shown that for the case of a spin-split hole gas system, such as a p-doped AlGaAs/GaAs heterostructure, the effective SOI due to the Rashba effect can be obtained from, e.g., a  $k$ -p band-structure calculation [8]. In GaAs-based quantum well structures with p-type doping, the heavy holes dominate and the effects of light holes can be neglected [8]. In this case the treatment of the spintronic properties for heavy holes can follow closely those for electrons [5, 13]. For a typical 2D HG formed in the  $xy$ -plane and its growth-direction taken along the  $z$ -axis in semiconductor quantum wells, the single-particle Hamiltonian, including the lowest order of SOI involving the heavy holes, is given by [8, 14]

$$H = \frac{p^2}{2m} I_0 + \alpha_R (\sigma_x p_y - \sigma_y p_x) + U(z); \quad (1)$$

where  $m$  is the hole effective mass,  $p = (p_x; p_y)$  with  $p_x = -i\hbar \partial/\partial x$  is the momentum operator,  $I_0$  is the  $2 \times 2$  unit matrix,  $\sigma = (\sigma_x \sigma_y) = 2$  with  $\sigma_x$  and  $\sigma_y$  being the Pauli spin matrices,  $r = (i\hbar \partial/\partial y - \hbar \partial/\partial x)$ ,  $U(z)$  is the confining potential of the 2D HG along the growth direction, and  $\alpha_R$  is the Rashba parameter which measures the strength of the SOI. This Hamiltonian is therefore a  $2 \times 2$  matrix and the SOI does not affect the hole states along the  $z$ -direction. The solution of the corresponding Schrodinger equation are readily obtained, in the form of a row vector, as

$$\psi_n(R) = 2^{-1/2} [1; (k_x + ik_y)^3 = k^3] e^{ik \cdot r_n(z)}; \quad (2)$$

Here,  $n = 1$  refers to different spin branches,  $R = (r; z) = (x; y; z)$ ,  $k = (k_x; k_y)$  is the hole wavevector in the 2D plane, and  $k = (k_x^2 + k_y^2)^{1/2}$ . The energy spectrum of the 2D HG becomes

$$E_n(k) = E_0(k) + \epsilon_n = \frac{\hbar^2 k^2}{2m} + \alpha_R k^3 + \epsilon_n; \quad (3)$$

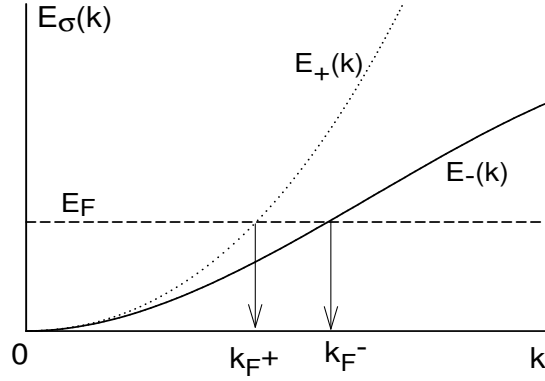


FIG. 1: Dispersion relation  $E_{\sigma}(k)$  vs  $k$  for a 2D HG in different spin branches.  $E_F$  (dashed line) is the Fermi energy and the intersections of the curves for  $E_{\sigma}(k)$  with the Fermi level, projected onto the  $k$  axis, give the Fermi wavevectors  $k_F^+$  and  $k_F^-$ .

In Eqs. (2) and (3), the hole wavefunction  $\psi_n(z)$  and subband energy  $\epsilon_n$  along the growth-direction are determined by a spin-independent Schrödinger equation. From the hole energy spectrum given by Eq. (3), one can immediately see that in the presence of SOI, the energy dispersion of a 2D HG is not parabolic anymore and the energy levels for the spin branches depend strongly on hole wavevector (or momentum). These features are in sharp contrast to those for a spin-degenerate 2DEG or 2DHG. Furthermore, it is known [2] that for a spin-split 2DEG, the electron wavefunction and energy spectrum are given respectively by  $\psi_{kn}(\mathbf{R}) = 2^{-1/2} [1; i(k_x + ik_y) = k] e^{ik \cdot \mathbf{r}_n(z)}$  and  $E_n(k) = \hbar^2 k^2 / 2m + \epsilon_n + \alpha_R k$  with  $\alpha_R$  being the Rashba parameter for a 2DEG. Thus, in contrast to a linear-in- $k$  dependence of the energy separation between two spin branches in a spin split 2DEG, the Rashba effect on a 2DHG results in a cubic-in- $k$  term of the hole energy spectrum. This is the essential difference between a 2DEG and a 2DHG in the presence of SOI, which leads to different density-of-states and, consequently, to different spintronic properties in a 2DEG and a 2DHG.

The dispersion relation  $E_{\sigma}(k)$  vs  $k$  resulting from Eq. (3) is shown in Fig. 1. We see that when a 2DHG is in equilibrium so that a single Fermi level ( $E_F$ ) exists, the Fermi wavevector in different spin branches are different, i.e.,  $k_F^+ < k_F^-$ . This implies that the holes in the spin branches have different density-of-states (DOS) below the Fermi level. In Fig. 1 the intersections of the curves for  $E_{\sigma}(k)$  with the Fermi level  $E_F$ , projected

onto the  $k$  axis, give the Fermi wavevectors  $k_F$  and  $k_F^+$ . The difference  $k_F - k_F^+$  leads to a difference in  $k$ -space area:  $(k_F)^2 > (k_F^+)^2$ . Accordingly, the hole densities in the branches are different. Using hole energy spectrum given by Eq. (3), the Green's function and the corresponding density-of-states (DOS) for a 2D HG with SOI can be obtained easily. Due to energy difference between  $E_+(k)$  and  $E_-(k)$ , the DOS for holes in the  $\downarrow$  branch is always larger than that in the  $\uparrow$  branch and, as a result, the hole density in the  $\downarrow$  channel is always larger than that in the  $\uparrow$  channel. Applying the DOS to the condition of hole number conservation, for the case of a narrow-width quantum well in which only the lowest hole subband is present (i.e.,  $n = n^0 = 0$ ) and at a low-temperature limit (i.e.,  $T \rightarrow 0$ ), the hole density  $n$  in the spin channel can be obtained by solving

$$n = n_h \quad 1/2 + A [(1 - n/n_h)^{3/2} + (n/n_h)^{3/2}] = 0 \quad (4)$$

for case of  $R < \sqrt{2} = (4m)^{1/2} \sqrt{n_h}$ , where  $n_h = n_- + n_+$  is the total hole density of the 2D HG system and  $A = 2m \sqrt{R} \sqrt{n_h} = \sqrt{2}$ . When  $R > \sqrt{2} = (4m)^{1/2} \sqrt{n_h}$ , only the  $\downarrow$  spin branch is occupied by holes and, therefore, the system is fully spin-polarized (i.e.,  $n_+ = 0$  and  $n_- = n_h$ ). However, it should be noted that the condition  $R > \sqrt{2} = (4m)^{1/2} \sqrt{n_h}$  can only be satisfied in a device system with very high hole density and very large Rashba parameter, which has not yet been realized experimentally. Therefore, in this paper, we only consider the situation where both spin branches are occupied by holes, namely the situation where  $R < \sqrt{2} = (4m)^{1/2} \sqrt{n_h}$ . To see the difference of the carrier distribution in a 2DEG and in a 2DHG when both spin branches are occupied, we note that for a 2DEG at a low-temperature limit, the electron density in the spin channel is given simply by [12]:  $n = (n_e/2) \sqrt{(k_F/2)^2 - k^2}$ , where  $n_e = n_- + n_+$  is the total electron density and  $k_F = m \sqrt{R} = \sqrt{2}$ . These results suggest that in the presence of SOI, the spin polarization (i.e.,  $(n_- - n_+) / (n_- + n_+)$ ) increases with the Rashba parameter for both 2DEG and 2DHG. However, for a spin-split 2DHG the spin polarization increases with increasing total hole density, whereas the spin polarization in a 2DEG increases with decreasing total electron density (see Figs. 1 and 2 in Ref. [12]).

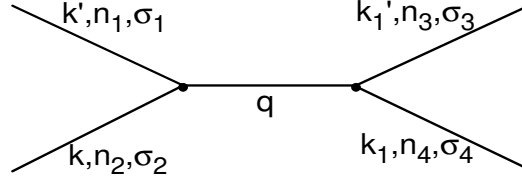


FIG. 2: The bare hole-hole interaction in the presence of SOI. Here  $q$  is the change of the hole wavevector during a scattering event.

### III. DIELECTRIC FUNCTION MATRIX AND PLASMON MODES

We now study many-body effects of a 2DHG in the presence of SOI. Applying the hole wavefunction given by Eq. (2) to the hole-hole (h-h) interaction Hamiltonian induced by the Coulomb potential (see Fig. 2), the space Fourier transform of the matrix element for bare h-h interaction is written as

$$V_{1234; n_1 n_2 n_3 n_4}(\mathbf{k}; \mathbf{q}) = \int_{\mathbf{k}^0 + \mathbf{k}; \mathbf{k}_1^0 + \mathbf{k}_1} \int_{\mathbf{R}_1} \int_{\mathbf{R}_2} \psi_{\mathbf{k}^0 n_1}(\mathbf{R}_1) \psi_{\mathbf{k} n_2}(\mathbf{R}_1) \psi_{\mathbf{k}_1^0 n_3}(\mathbf{R}_2) \psi_{\mathbf{k}_1 n_4}(\mathbf{R}_2); \quad (5)$$

where  $\mathbf{q} = (q_x, q_y)$  is the change of the hole wavevector along the 2D plane during a h-h scattering event and  $V_q = \frac{e^2}{\epsilon q}$  with  $\epsilon$  being the dielectric constant of the material. From now on, we consider a narrow-width quantum well structure in which only the lowest heavy-hole subband is present (i.e.,  $n^0 = n = 0$ ). After defining  $\psi_0 = \psi_0^0$ , the bare h-h interaction in the presence of SOI becomes

$$V(\mathbf{k}; \mathbf{q}) = V_q F_0(q) \frac{h_1 + A_{kq}}{2}; + \frac{i B_{kq}}{2} (1 - \frac{i}{q}); \quad (6)$$

where  $F_0(q) = \int_{\mathbf{R}} \int_{\mathbf{R}} dz_1 dz_2 \psi_0(z_1) \psi_0(z_2) \int e^{i \mathbf{q} \cdot \mathbf{z}_1 - \mathbf{z}_2} dz$  with  $\psi_0(z)$  being the hole wavefunction along the growth-direction,  $A_{kq} = [k^3 + 3k^2 q \cos \theta + 3k q^2 \cos(2\theta) + q^3 \cos(3\theta)]k + q j^3$ ,  $B_{kq} = [3k^2 q \sin \theta + 3k q^2 \sin(2\theta) + q^3 \sin(3\theta)]k + q j^3$ , and  $\theta$  is an angle between  $\mathbf{k}$  and  $\mathbf{q}$ . It should be noted that in contrast to a spin-degenerate 2DEG or 2DHG for which the bare e-e or h-h interaction does not depend on  $\mathbf{k}$  [15],  $V(\mathbf{k}; \mathbf{q})$  for a spin-split 2DHG depends not only on

$$\overline{\overline{k, q, \Omega}} = \overline{k, q} + \overline{k, q} \text{ --- } \text{bubble}(k, q, \Omega) \text{ --- } \overline{\overline{k, q, \Omega}}$$

FIG. 3: The effective hole-hole interaction (double solid lines) in the presence of SOI under the random-phase approximation. Here, the single solid line is the bare h-h interaction and the bubble refers the bare pair bubble.

$q$  but also on  $k$ , because the spin splitting depends explicitly on  $k$ . Furthermore, for case of a 2DEG [12], due to different wavefunction induced by the SOI,  $A_{kq} = (k + q \cos \theta) = |k + q|$  and  $B_{kq} = q \sin \theta = |k - q|$ . These results indicate that the SOI in different systems can even lead to a different bare particle-particle interaction.

From the hole energy spectrum given by Eq. (3), we can derive the retarded and advanced Green functions for holes when the effect of SOI is taken into consideration. Applying these Green functions along with the bare h-h interaction to the diagrammatic techniques to derive effective h-h interaction under the random-phase approximation (RPA) (see Fig. 3), we obtain the effective h-h interaction as

$$V^{\text{eff}}(\omega; k; q) = V(k; q) \epsilon^{-1}(\omega; k; q): \quad (7)$$

Here,

$$\epsilon(\omega; k; q) = \epsilon_0(\omega; k; q) - V(k; q) \chi(\omega; k; q) \quad (8)$$

is the dynamical dielectric function matrix element and

$$\chi_0(\omega; k; q) = \frac{f[E_0(k + q)] - f[E_0(k)]}{\omega + E_0(k + q) - E_0(k) + i\eta}$$

is the pair bubble or density-density correlation function in the absence of h-h interaction, with  $f(x)$  being the Fermi-Dirac function. For a spin-split 2DHG, the effective h-h interaction and the dielectric function matrix depend not only on  $q$  but also on  $k$ , in contrast to a spin-degenerate 2DHG. After summing the dielectric function matrix over  $k$  and noting  $\sum_k B_{kq} \chi_0(\omega; k; q) = 0$ , the dielectric function matrix for a 2DHG with Rashba spin



splitting is obtained as

$$= \begin{pmatrix} 2 & & & 3 \\ 1+a_1 & 0 & 0 & a_4 \\ 0 & 1+a_2 & a_3 & 0 \\ 0 & a_2 & 1+a_3 & 0 \\ a_1 & 0 & 0 & 1+a_4 \end{pmatrix} \quad (9)$$

Here, the indexes 1 = (+ +), 2 = (+ -), 3 = (- +) and 4 = (- -) are defined regarding to different transition channels and  $a_j = \frac{1}{(V_q F_0(q)=2)} \sum_k (1 - A_{kq})_{-j}(\mathbf{k}; q)$  where the upper (lower) case refers to  $j = 1$  or 4 for intra-SO transition ( $j = 2$  or 3 for inter-SO transition). The determinant of the dielectric function matrix is then given by

$$\det \epsilon = (1 + a_1 + a_4)(1 + a_2 + a_3); \quad (10)$$

which results from intra- and inter-SO electronic transitions. Thus, the modes of plasmon excitation are determined by  $\text{Re} \epsilon_j = 0$  which implies that in the presence of SOI, the collective excitation such as plasmons can be achieved via intra- and inter-SO transitions. It should be noted that the theoretical approach presented here for a 2D Hg can also be used for a 2D EG in the presence of SOI and the results have been reported in Ref. [12].

Because most of the conventional optical experiments measure the long-wavelength plasmon modes. In the present work, we limit ourselves to the case of the long-wavelength limit (i.e.,  $q \rightarrow 0$ ). When  $q \rightarrow 0$ , we have

$$\text{Re} \epsilon_j = \frac{2 e^2 q n}{2m} \left( 1 + \frac{9 R_m}{4 \omega^2 n} \int_0^{\omega} dk k^2 f(E_0(k)) \right) \quad (11)$$

for intra-SO transition (i.e., for  $\omega = 0$ ) and

$$\text{Re} \epsilon_j = \frac{9 e^2 q}{8} \int_0^{\omega} \frac{dk}{k} \frac{f(E_0(k)) - f(E(k))}{\omega + (E_0 - E)_{\text{R}}} k^3 \quad (12)$$

for inter-SO transition (i.e., for  $\omega \neq 0$ ).

At a low-temperature limit (i.e.,  $T \rightarrow 0$ ), we have

$$\text{Re}(1 + a_1 + a_4) = 1 - \frac{\omega_p^2}{2\omega^2} \left( 1 - \frac{\omega_+^2}{\omega_0^2} \right) \quad (13)$$

for intra-SO transition and

$$\text{Re}(1 + a_2 + a_3) = 1 - \frac{\omega_p^2}{\omega_0^2} \ln \frac{\omega_+^2 + \omega_0^2}{\omega_+^2} \quad (14)$$

for inter-SO transition. Here,  $\omega_p = (2e^2 n_h / m)^{1/2}$  is the plasmon frequency of a spin-degenerate 2D HG,  $\omega_0 = 16 \sqrt{n_h} m$ , and  $\omega = (4 n_h)^{3/2} / R$  is connected directly to the hole density in different spin branches and to the Rashba parameter. Thus, at the long-wavelength and low-temperature limit, we have

$$\text{Re } j = 1 - \frac{\omega_p^2}{2} - 1 - \frac{\omega_0^2}{\omega_0^2 - 2} - 1 - \frac{\omega_p^2}{\omega_0^2} \ln \frac{1 + \omega_0^2}{1 + \omega_+^2} : \quad (15)$$

Consequently, the plasmon frequencies induced by intra- and inter-SO excitation are given, respectively, by

$$\omega_0 = \omega_p \left( 1 - \frac{\omega_0^2}{\omega_0^2 - 2} \right)^{1/2} \quad (16)$$

and by solving

$$\ln \frac{1 + \omega_0^2}{1 + \omega_+^2} = \frac{\omega_0^2}{\omega_p^2} : \quad (17)$$

The theoretical results shown above indicate that in the presence of SOI, new transition channels open up for h-h interaction and, as a result, the collective excitation from a 2D HG can be achieved via intra- and inter-SO transition channels. Furthermore, three plasmon modes can be observed where one mode is caused by intra-SO transition and two modes are induced due to inter-SO excitation.

Because the SOI results in different wavefunctions and energy spectra in a 2DEG and in a 2D HG, although the formulas shown above for a 2D HG look similar to those for a 2DEG [12], the frequencies are defined differently. For a spin-split 2DEG,  $\omega_0 = 16 \sqrt{n_e} m$  and  $\omega = 4 \sqrt{R} \sqrt{n} m$ , for comparison. On the basis that  $n$  for a 2DEG and for a 2D HG depends differently on the total carrier density,  $\omega$  for a 2DEG and a 2D HG has a different dependence on the total electron and hole density.

#### IV. NUMERICAL RESULTS AND DISCUSSIONS

Using Eq. (4) we can determine the hole distribution  $n$  in different spin branches and the plasmon frequencies induced by different transition channels can then be calculated. In the present study we limit ourselves to p-doped AlGaAs/GaAs-based spintronic systems. In the numerical calculations we take the hole effective mass  $m = 0.45 m_e$  with  $m_e$  being the electron rest-mass.

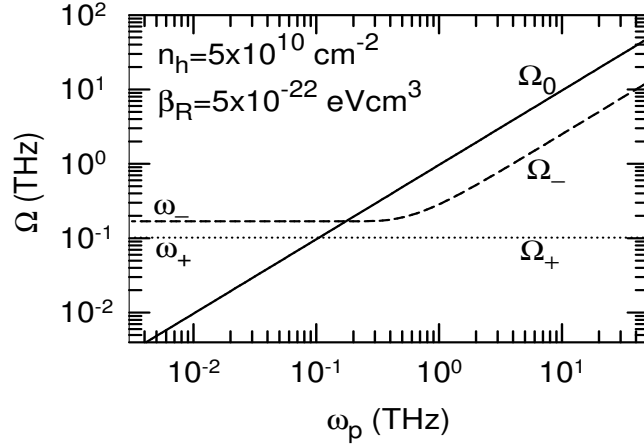


FIG. 4: Dispersion relation of the long-wavelength plasmon frequency in a spin-splitting 2D Hg at a fixed total hole density  $n_h$  and a fixed Rashba parameter  $\beta_R$ . Here,  $\omega_p = (2e^2 n_h q / m)^{1/2} q^{1/2}$ ,  $\Omega_0$  and  $\Omega_-$  are induced respectively by intra- and inter-SO transitions, and  $\Omega_+ = (4 n_h)^{3/2} \beta_R \sim$  with  $n_h$  being the hole density in the  $\pm$  branch.

In Fig. 4 the dispersion relation of the long-wavelength plasmon modes induced by different transition events is shown at a fixed total hole density and a fixed Rashba parameter. When the SOI is present, the plasmon frequency  $\Omega_0$  due to intra-SO excitation is proportional to  $\omega_p q^{1/2}$  (the plasmon frequency for a spin-degenerate 2D Hg) and  $\Omega_0$  is always smaller than  $\omega_p$  (see Eq. (16)). Therefore, intra-SO plasmons are essentially acoustic-like, similar to those in a spin-degenerate 2D Hg. In principle, the plasmon frequencies induced by inter-SO transition should depend on  $q$  via  $\omega_p$  (see Eq. (17)). However, our numerical results suggest that at a long-wavelength limit (i.e.,  $\omega_p < 0.1$  THz in Fig. 4),  $\Omega_+$  is optic-like (i.e., depends very little on  $q$ ) and  $\Omega_+ \approx (4 n_h)^{3/2} \beta_R \sim$ . The most important result shown in Fig. 4 is that at a long-wavelength limit, inter-SO plasmons are optic-like, in sharp contrast to intra-SO plasmons and to those observed in a spin-degenerate 2D Hg. It should be noted that  $n_h = 10^{10} \text{ cm}^{-2}$  and  $\beta_R = 10^{-22} \text{ eV cm}^3$  are typical sample parameters realized in p-doped AlGaAs/GaAs quantum well structures [8]. The results shown in Fig. 4 indicate that in these spintronic systems, the optic-like plasmon frequencies ( $\Omega_-$ ) and  $\Omega_+$  are within the sub-THz or high-frequency microwave bandwidth. The similar dispersion relation of the intra- and inter-SO plasmon modes have been observed in InGaAs-based

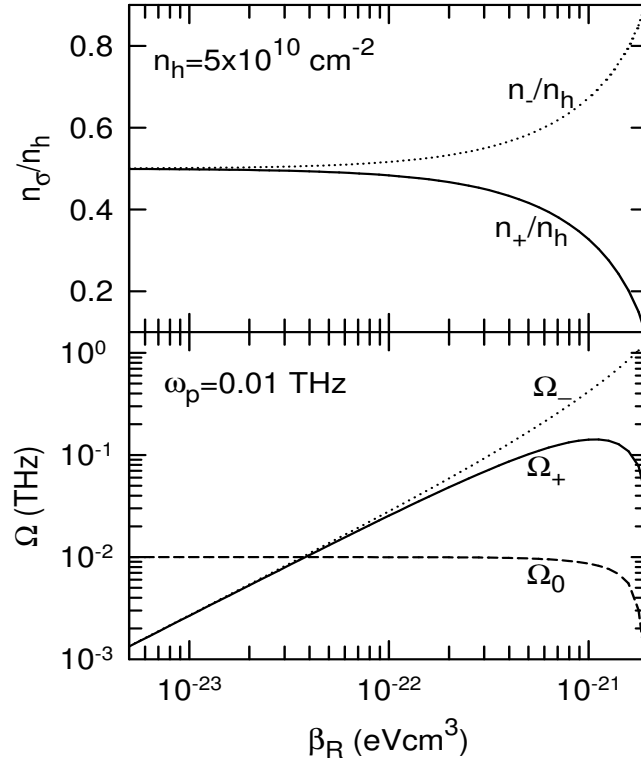


FIG. 5: Hole density in the spin branches  $n_-$  and  $n_+$  and plasma frequency ( $\Omega_0$  and  $\Omega_{\pm}$  induced, respectively, by intra- and inter-SO excitation) as a function of the Rashba parameter  $\beta_R$  at a fixed total hole density  $n_h$  and  $\omega_p$  as indicated.

2DEG systems (see Fig. 3 in Ref. [12]). This indicates that the SOI can result in new collective excitation modes in both 2DEG and 2DHG systems.

The hole density in different spin branches and the plasma frequency induced by intra- and inter-SO excitation are shown in Fig. 5 as a function of the Rashba parameter  $\beta_R$  at a fixed total hole density  $n_h$  and a fixed  $q$ -factor via  $\omega_p = q^2$ . With increasing the strength of the Rashba spin splitting or  $\beta_R$ , more and more holes are in the  $\downarrow$  spin branch because it has a lower energy and more DOS below the Fermi level. As a result, with increasing  $\beta_R$ , because when  $\omega_p = 0.01 \text{ THz}$   $\omega_p = (4n)^{3/2} \beta_R \sim$  (see Fig. 4), (i)  $n_-$  always increases and  $n_+$  first increases then decreases; (ii)  $\Omega_-$  and  $\Omega_+$  due to inter-SO excitation are more markedly separated; (iii) the difference between  $\Omega_0$  (induced by intra-SO transition) and  $\omega_p$  (obtained for a spin-degenerate 2DHG) becomes more pronounced; and (iv) at a very large value of  $\beta_R$ , the plasma excitation via intra-SO transition can be greatly suppressed. These effects are similar to those observed in a spin-split 2DEG (see Fig. 1 in Ref. [12]).

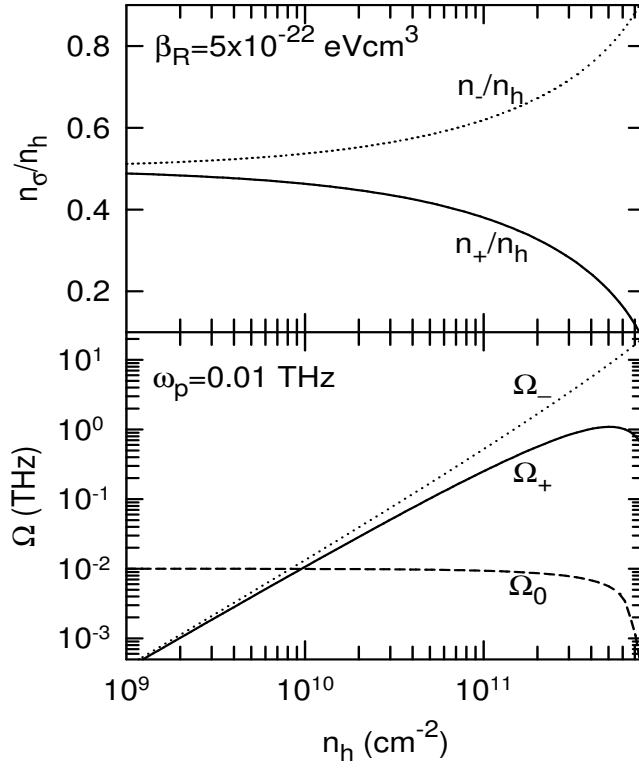


FIG. 6: Hole distribution (upper panel) and plasma frequency induced by different transition channels (lower panel) as a function of the total hole density  $n_h$  at a fixed  $\beta_R$  and a fixed  $\omega_p$  as indicated.

The dependence of the hole distribution and plasma frequency due to different transition channels on total hole density  $n_h$  is shown in Fig. 6 at a fixed  $\beta_R$  and a fixed  $\omega_p$ . With increasing  $n_h$ , due to a cubic-in- $k$  term in the energy spectrum of the 2DHG with SOI (see Eq. (3)), the difference between  $n_-$  and  $n_+$  increases. This is in sharp contrast to the case of a 2DEG in which  $n_- = n_+$  decreases with increasing  $n_e$  (see Fig. 2 in Ref. [12]). In fact, a stronger spin polarization achieved in a 2DHG with larger hole density has been verified experimentally [8]. From Fig. 6, one can see that with increasing  $n_h$ , (i)  $\Omega_0$  induced by intra-SO transition decreases and the excitation of this branch of plasmons can be largely suppressed at a very high hole density; (ii) the difference between  $\Omega_-$  and  $\Omega_+$  due to inter-SO excitation is enhanced; and (iii)  $\Omega_-$  always increases whereas  $\Omega_+$  first increases then decreases, similar to the dependence of the plasma frequencies on  $\beta_R$  shown in Fig. 5. Because  $n_-$  in a 2DEG and in a 2DHG depends differently on the total carrier density,  $\Omega_+$  induced by inter-SO transition in a 2DHG shows a different dependence on  $n_h$  from that in

a 2DEG on  $n_e$  (compared Fig. 6 here to Fig. 2 in Ref. [12]).

Since plasmon excitation from a 2DHG (2DEG) is achieved by electronic transition around Fermi level through h-h (e-e) interaction, changing sample parameters such as  $R$  ( $R$ ) and  $n_h$  ( $n_e$ ) implies that Fermi energy is varied and, therefore,  $\omega_0$  and  $\omega_p$  depend strongly on  $R$  ( $R$ ) and  $n_h$  ( $n_e$ ). Moreover, a nonparabolic subband structure of the 2DHG with SOI (see Eq. (3)) results in an  $\omega_0$  different from  $\omega_p$  obtained from a parabolic energy spectrum. In the presence of SOI, the electronic transition due to h-h or e-e interaction in a 2DHG or a 2DEG has some unique features. In a spin split 2DHG or 2DEG induced by the Rashba effect, the spin orientation can change continuously with the momentum orientation when a hole or an electron moves in k-space. Furthermore, the SOI can also shift the branch of the energy spectrum continuously in k-space, instead of a quantized spectrum in energy space for the usual case. Thus, conducting holes or electrons are able to change their spin orientation simply through momentum exchange via intra- and inter-SO transition channels due to, e.g., h-h or e-e interaction. This process can be more easily achieved than that through energy exchange for the usual case. Hence, although h-h or e-e interaction is essentially an elastic scattering mechanism which mainly alters the momentum states of holes or electrons, the momentum variation in a spin split 2DHG or 2DEG can lead to a significant energy exchange caused by the exchange of spin orientation. As a result, the h-h or e-e interaction in a semiconductor-based spintronic system can result in an efficient momentum and energy exchange through changing the spin orientations of the holes or electrons. Together with a non-parabolic energy spectrum, the requirement of the momentum and energy conservation during a h-h or e-e scattering event in a spin split 2DHG or 2DEG differs essentially from a spin degenerate 2D electronic system.

Normally, optical-like plasmon modes in an electronic gas system can be measured rather conveniently by optical experiments such as optical absorption spectroscopy [16, 17], inelastic-resonant-light-scattering spectroscopy [16], Raman spectrum [18], ultrafast pump-and-probe experiments [19], etc. Acoustic-like plasmons can be detected by applying techniques such as grating couplers to these experiments [19], which in general are not so easy to measure. The optic-like plasmon modes generated via inter-SO excitation from a spin-split 2DHG can be detected optically. In particular, if we can measure the long-wavelength plasmon frequencies  $\omega' = (4\pi n)^{3/2} R \approx \omega_p$  (the magnitude of the frequencies and their separation are of the order of 0.1 THz in a p-doped AlGaAs/GaAs heterojunction), we are

able to determine the Rashba parameter and the hole density in different spin branches. Thus, the spintronic properties of the device system can be obtained using optical measurements. Especially, it is hard to use magneto-transport measurements to identify the Rashba spin splitting in a high-density 2D HG device, because very high magnetic fields are required to observe the SdH oscillations. For a spin split 2D HG, larger hole density can lead to a stronger Rashba effect (see Fig. 6) and to a more pronounced separation between  $\alpha_+$  and  $\alpha_-$ . Therefore, optical experiments are very favorable in identifying the Rashba spin splitting in high-density 2D HG samples.

On the other hand, plasmon excitation from an electronic system can be used in realizing advanced optical devices such as light generator and photon detector. The results obtained from this study indicate that for p-doped AlGaAs/GaAs heterostructures, the frequencies of the optic-like plasmons induced by inter-SO transition can be of the order of sub-THz or high-frequency microwaves. On the basis that in these novel material systems the strength of the SOI can be altered by applying a back gate [8], the 2D HG-based spintronic systems can therefore be applied as tunable sub-THz light generators and photon detectors.

## V. CONCLUDING REMARKS

In this paper, we have examined the effect of SOI on elementary electronic excitation from a 2D HG in which the SOI is induced by the Rashba effect. This work has been motivated by the recent experimental work in which the spin split 2D HG are realized from p-doped AlGaAs/GaAs heterostructures with relatively strong Rashba effect. We have demonstrated that the presence of the SOI in a 2D HG can open up new channels for electronic transition via hole-hole interaction. As a result, plasmon excitation can be achieved via intra- and inter-SO electronic transitions, similar to the case of a spin-split 2DEG. The interesting and important features of these collective excitation modes have been analyzed and been compared with those obtained for a spin-split 2DEG. The main theoretical results obtained from this study are summarized as follows.

In the presence of SOI, three branches of the plasmon excitation can be generated from a 2D HG system, where one acoustic-like branch is induced by intra-SO excitation and two optic-like branches are due to inter-SO transition. These plasmon modes depend strongly on sample parameters such as the total hole density and the Rashba parameter. At a long-

wavelength limit, two optic-like plasmon modes induced by inter-SO excitation are directly connected to the Rashba parameter and to the hole density in different spin branches. These features are similar to those observed in a spin-split 2DEG [12]. Thus, the spintronic properties in these device systems can be determined by conventional optical measurements. Furthermore, in a p-doped AlGaAs/GaAs heterostructure, the frequencies of the inter-SO plasmons are of the order of sub-THz or high-frequency microwave. These spintronic systems then can be used as optical devices such as tunable sub-THz light generators and photon detectors.

In the presence of SOI, the hole wavefunction and energy spectrum in a 2DHG differ significantly from those in a 2DEG. As a result, the hole distribution in different spin branches and the corresponding plasmon excitation modes in a 2DHG depend differently on the total hole density from those in a 2DEG on the total electron density. These theoretical results can be helpful in designing optical devices based on spintronic materials. Finally, we suggest that the important and interesting theoretical predictions merit attempts at experimental verification.

#### Acknowledgment

One of us (W. X.) is a Research Fellow of the Australian Research Council. This work was also supported by the Ministry of Education, China and National Natural Science Foundation of China. Discussions with P. Vasilopoulos (Concordia, Canada) and M. P. Das (ANU, Australia) are gratefully acknowledged.

- 
- [1] B. Datta and S. Das, *Appl. Phys. Lett.* 56, 665 (1990).
  - [2] X. F. Wang, P. Vasilopoulos, and F. M. Peeters, *Phys. Rev. B* 65, 165217 (2002).
  - [3] T. Koga, J. Nitta, H. Takayanagi, and S. Datta, *Phys. Rev. Lett.* 88, 126601 (2002).
  - [4] See, e.g., Y. Ohno, D. K. Young, B. Beschoten, F. Matsukura, H. Ohno, and D. D. Awschalom, *Nature* 402, 790 (1999).
  - [5] Th. Schapers, G. Engels, J. Lange, Th. Klocke, M. Höffelder, and H. Luth, *J. Appl. Phys.* 83, 4324 (1998).
  - [6] E. I. Rashba, *Sov. Phys. Solid State* 2, 1109 (1960); E. I. Rashba and V. I. Sheka, in *Landau Level Spectroscopy*, edited by G. Landwehr and E. I. Rashba (North-Holland, Amsterdam,



- 1991), Vol. 1, p.131.
- [7] D. G rundle r, Phys. Rev. Lett. 84, 6074 (2000), other references therein.
  - [8] R. W inkler and U. Rossler, Phys. Rev. B 48, 8918 (1993); R. W inkler, H. Noh, E. Tutuc, and M. Shayegan, Physica E 12, 428 (2002).
  - [9] J. N itta, T. A kazaki, H. Takayanagi, and T. Enoki, Phys. Rev. Lett. 78, 1335 (1997).
  - [10] J. Luo, H. M unekata, F. F. Fang, and P. J. Stiles, Phys. Rev. B 41, 7685 (1990).
  - [11] E. Tutuc, E. P. De Poortere, S. J. Papadakis, and M. Shayegan, Phys. Rev. Lett. 86, 2858 (2001); S. A. Vitkalov, M. P. Sarachik, and T. M. Klapwijk, Phys. Rev. B 64, 73101 (2001).
  - [12] W. Xu, Appl. Phys. Lett. 82, 724 (2003).
  - [13] E. I. Rashba and V. Bychkov, JETP Lett. 39, 78 (1984).
  - [14] Gerchikov and Subashiev, Sov. Phys. Sem icond. 26, 73 (1992).
  - [15] T. Ando, A. B. Fowler, and F. Stem, Rev. Mod. Phys. 54, 437 (1982).
  - [16] See, e.g., A. P inczuk and G. Abstreiter, in Light Scattering in Solids V, edited by M. Cardona and G. Guntherodt (Springer-Verlag, Berlin, 1989).
  - [17] See, e.g., S. J. Allen, Jr., D. C. Tsui, and R. A. Logan, Phys. Rev. Lett. 38, 980 (1977).
  - [18] See, e.g., D. O lego, A. P inczuk, A. C. Gossard, and W. W iegmann, Phys. Rev. B 25, 7867 (1982).
  - [19] See, e.g., M. Vo eburger, H. G. Roskos, F. Wolter, C. Waschke and H. Kurz, J. opt. Soc. Am. B 13, 1045 (1996).