

Critical behavior of the two dimensional $2A \rightarrow 3A, 4A \rightarrow$; binary system

Geza Odor

Research Institute for Technical Physics and Materials Science,
H-1525 Budapest, P.O. Box 49, Hungary

The phase transitions of the recently introduced $2A \rightarrow 3A, 4A \rightarrow$; reaction-diffusion model (G Odor, PRE 69 036112 (2004)) are explored in two dimensions. This model exhibits site occupation restriction and explicit diffusion of isolated particles. A reentrant phase diagram in the diffusion-creation rate space is confirmed in agreement with cluster mean-field and one-dimensional results. For strong diffusion a mean-field transition can be observed at zero branching rate characterized by $\beta = 1/3$ density decay exponent. In contrast with this for weak diffusion the effective $2A \rightarrow 3A \rightarrow 4A \rightarrow$; reaction becomes relevant and the mean-field transition of the $2A \rightarrow 3A, 2A \rightarrow$; model characterized by $\beta = 1/2$ also appears for non-zero branching rates.

I. INTRODUCTION

The classification of universality classes of nonequilibrium systems is one of the most important tasks of statistical physics [1,2]. Many of the known systems can be mapped onto some reaction-diffusion type of models, the behavior of them are the studied intensively in the past decades [3,4]. In these systems particle (A) creation, annihilation and diffusion processes compete and by tuning the control parameters phase transition may occur from an active steady state to an inactive, absorbing state of zero density. For a long time only the critical "directed percolation" (DP) type of universality class has been known [5]. Later other classes were discovered related to certain conservation laws or symmetries [6-9], to long-range interactions [10-12], to boundary conditions [13-16] or to disorder [17-21]. These findings are all in agreement with the concepts of universality in equilibrium systems.

An extraordinary family of models has triggered a long debate among specialists recently [22-42]. The common behavior of these models is that for a particle production and annihilation at least two particles are needed (henceforth they are called binary systems) and these reactions compete with the diffusion of isolated particles. Since for reactions at least a pair is needed while isolated particles can diffuse only these models can also be regarded as coupled systems [27]. The representative of this class is the so called diffusive pair contact process (PCPD) with reactions $2A \rightarrow 3A, 2A \rightarrow$; [24]. The binary nature was found to be relevant in case of reactions of multi-species [33] too.

The critical behavior of such models has been found to be different from all previously known classes (however there is still an ongoing debate on the precise values of critical exponents). The lack of symmetries, conservation laws etc. have been motivating skepticism against the existence of a non-DP class transition and recently

some studies suggested DP class behavior with extremely strong correction to scalings [44-46]. Field theoretical analysis [23] on the other hand indicate that the absence of the mass term corresponding to direct channel to the absorbing state ($A \rightarrow$;) should be responsible for this "anomalus" behavior with respect to expectations based on equilibrium statistical physics. There is an other important difference between binary systems and DP: there is no rapidity symmetry

$$(x;t) \rightarrow (x;t); \quad (x;t) \rightarrow (x;t); \quad (x;t) \rightarrow (x;t); \quad (x;t) \rightarrow (x;t); \quad (1)$$

between the field (ϕ) and the response field (ψ) variables in the corresponding field theoretical description contrary the case of the DP process. Furthermore the lack of this relation is not the consequence of a symmetry breaking field of some boundary (like the $t = 0$ boundary with long-ranged correlated order parameter field in case of pair contact process (PCP) [16]) or some disorder, but it is not there in the definition of these homogeneous, binary systems¹.

Another odd feature is that bosonic (site unrestricted) and site restricted versions of these models show completely different behavior. While site restricted models investigated numerically exhibit the above continuous phase transition, the bosonic versions do not have steady state, but above an abrupt transition the density of particles diverges quickly [23,43]. The field theoretical renormalization group (RG) analysis [23] predicts an upper critical dimension $d_c = 2$, with logarithmic corrections at $d = 2$ for this class (PCPD). Simulations [32] have confirmed the mean-field scaling in two dimension in case of the $2A \rightarrow 4A, 2A \rightarrow$; binary production model.

The site mean-field solution of general,

$$nA \rightarrow (n+k)A; \quad mA \rightarrow (m-l)A; \quad (2)$$

models (with $n > 1, m > 1, k > 0, l > 0$ and $m \geq 1$) resulted in a series of different universality classes depending on n and m [47]. This shows that above d_c

¹Noh et al. claim that in their generalized PCPD model a long-range memory is generated by the diffusing isolated particles [41]

n and m are relevant parameters determining the type of continuous phase transitions. In particular for then = m symmetrical case the density of particles above the critical point ($c_c > 0$) scales as

$$\rho \sim (c - c_c)^{\beta}; \quad (3)$$

with $\beta = 1$, while at the critical point it decays as

$$\rho \sim (c_c - c)^{\beta_c}; \quad (4)$$

with $\beta = \beta_c = \frac{m}{n} = 1/n$ [38,47] (here " β " denotes mean-field value). On the other hand for then < m asymmetric case continuous phase transitions at zero branching rate $c_c = 0$ occur with

$$\beta = 1/(n - m); \quad \beta_c = 1/(m - 1) \quad (5)$$

For $n > m$ the mean-field solution provides first order transition.

By going beyond site mean-field approximations it turns out that the above classification is not completely satisfying. In a previous paper [40] I investigated the $2A \rightarrow 3A, 4A \rightarrow A$ model by cluster mean-field approximations and simulations in 1d and showed that the diffusion plays an important role: it introduces a different critical point besides the one at $c_c = 0$ branching rate with eq. (5) exponents. The non-trivial critical point, obtained for low diffusion rate exhibits the universal behavior of the $2A \rightarrow 3A, 2A \rightarrow A$ (PCPD) model owing to the generation of the effective $2A \rightarrow A$ reaction via: $2A \rightarrow 3A \rightarrow 4A \rightarrow A$; [48].

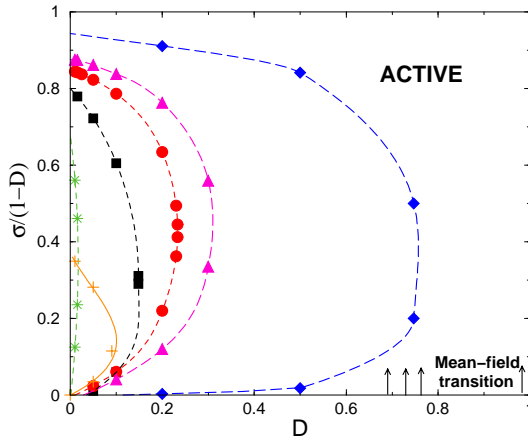
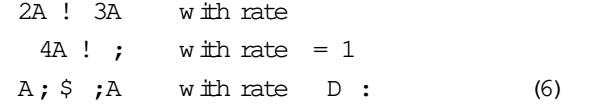


FIG. 1. Phase diagram of the $2A \rightarrow 3A, 4A \rightarrow A$ model. Stars correspond to $N = 2$, boxes to $N = 3$, bullets to $N = 4$ and triangles to $N = 5$ cluster mean-field approximations. Diamonds denote 1d, + signs 2d simulation data, where PCPD class transitions are found. The lines serve to guide the eye. At the $c_c = 0$ line asymmetric, eq. (5) type mean-field transition occurs.

In this work I continue the study of this model in 2d and show, that similar phase transition structure and critical behavior can be obtained. This is somewhat surprising, since one may expect that the diffusion is less relevant in higher dimensions due to its short interaction range. A very recent study using exact methods [49] showed that the particle density fluctuation and density correlation function are diffusion dependent in the bosonic PCPD model for $d > 2$. In this work I give numerical evidence for diffusion dependence in a site restricted, binary model in $d = 2$.

II. THE $2A \rightarrow 3A, 4A \rightarrow A$ MODEL

This binary production reaction-diffusion model is defined by the rules:



Here D denotes the diffusion probability and σ is the production probability of the particles. The site occupancy is restricted to 0 or 1 particle. In [40] the cluster mean-field approximations were determined on 1d lattices for $N = 1; 2; \dots; 5$ cluster sizes. The corresponding reentrant phase diagram is shown on Fig. 1. Although cluster mean-field approximations based on $d > 1$ lattices may result in transition points at other locations, the universal features are expected to be the same. Therefore I compare the simulation results with this approximation.

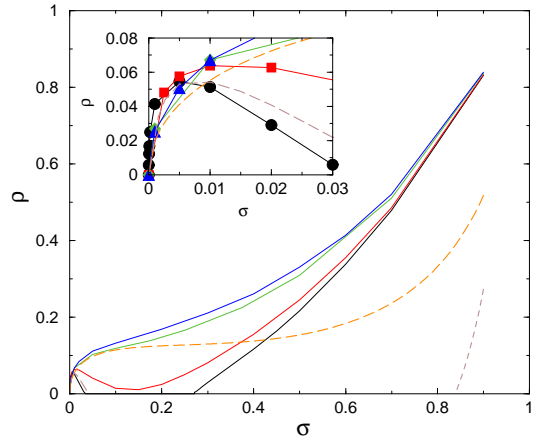


FIG. 2. Simulation results for the steady state density at diffusions $D = 0.5, 0.35, 0.1, 0.05$ (solid lines from top to bottom) and $N = 5$ level cluster mean-field approximation data for $D = 0.5, 0.05$ (dashed lines from top to bottom). The insert shows the region near $D = 0$ magnified.

A. Simulation results

I performed simulations in two dimensions in $L = 10^3$ linear sized systems with periodic boundary conditions. The simulations were started from fully occupied lattices. One elementary Monte Carlo step consists of the following processes. A particle and a number $x_1 \in (0;1)$ are selected randomly; if $x_1 < D$ a site exchange is attempted with one of the randomly selected empty nearest neighbors (nn). The time is updated by $1/n$, where n is the total number of particles. A particle and a number $x_2 \in (0;1)$ are selected randomly. If $x_2 < \rho$ and if the number of nn particles is 1 or 2 or 3, one new particle is created at an empty site selected randomly. If $x_2 > \rho$ and the number of nn particles is greater than 2 four randomly selected neighboring particles are removed. The time (t) is updated by $1/n$ again. The density of particles was followed up to $t_{max} = 10^7$ Monte Carlo steps (throughout the whole paper the time is measured by Monte Carlo steps (MCS)).

As one can see on Fig.2 simulation data and the 5-point approximations fit qualitatively well. In both cases for weak diffusion rates (for $D < 0.1$ in 2d simulations) reentrant phase transitions occur with $\rho_c > 0$, while for strong diffusions a single phase transition at $\rho_c = 0$ branching rate can be found. The transition lines of the cluster mean-field approximations do not converge towards the simulation line as in 1d (see Fig.1), but the 2d MC curve occurs at lower diffusions. But this is not surprising, since the cluster mean-field calculations are performed on 1d lattices.

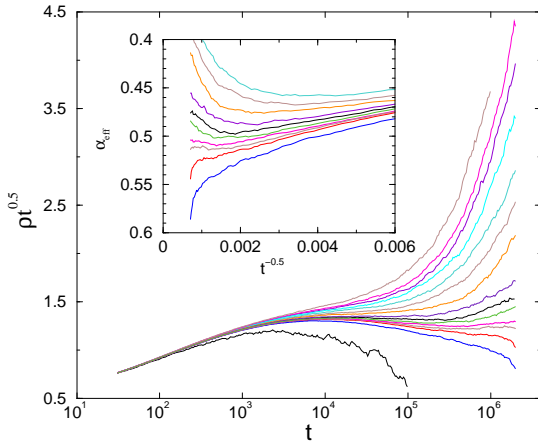


FIG. 3. Density decay times $t^{0.5}$ in the two-dimensional 2A + 3A, 4A + 3A model at $D = 0.05$. Different curves correspond to $\rho = 0.2715, 0.2708, 0.2704, 0.27, 0.2695, 0.269, 0.2685, 0.268, 0.2677, 0.2675, 0.2673, 0.26715, 0.267, 0.2665, 0.26$ (top to bottom). The insert shows the corresponding local slopes.

I explored the scaling behavior in more detail at $D =$

0.05 diffusion near the rightmost transition of Fig. 2 (at $\rho_c = 0.27$). By approaching ρ_c from the active phase the $(t)^{t=2}$ curves bend down rapidly for long times (beyond 10^6 MCS). However this proved to be a finite size effect: the break-down of the density curves can be eliminated by increasing L . The largest system I could simulate had a linear size $L = 7000$. In this case no rapid and premature curvatures were observed for $t < 2 \cdot 10^6$ MCS. As one can see on Fig.3 for $\rho > 0.2673$ all curves veer up, while for $\rho < 0.2673$ they veer down. A clear straight line (indicating scaling with the expected logarithmic correction) can not be seen clearly. Even the $\rho = 0.2673$ curve shows some up and down curvatures in the last decade of the simulations. However as can be seen on the local slopes figure (see insert of Fig.3) defined as:

$$\beta_{eff}(t) = \frac{\ln[(t) - (t-m)]}{\ln(m)}; \quad (7)$$

(where I used $m = 2$) the transition is around the expected mean-field value of the PCPD class: $\rho_c = 0.5$ [23,47]. Other curves exhibit strong curvatures for long times, i.e. for $\rho > 0.2673$ they veer up (active phase), while for $\rho < 0.2673$ they veer down (absorbing phase).

The steady state density in the active phase near the critical phase transition point is expected to scale as $(1 - \rho_c) / \rho_c$. Using the local slopes method one can get a precise estimate for ρ_c and see the corrections to scaling

$$\beta_{eff}(\rho_i) = \frac{\ln(1 - \rho_i) - \ln(1 - \rho_{i-1})}{\ln(\rho_i) - \ln(\rho_{i-1})}; \quad (8)$$

The steady state behavior at the $\rho_c > 0$ transition for $D = 0.05$ was investigated using $\rho_c = 0.2673$ (2) from the density decay analysis. Here the local slopes tend to $\beta_{eff} = 0.98$ (2) without showing any relevant correction to scaling (see Fig.4). This agrees with the mean-field value of the PCPD model again [23,47].

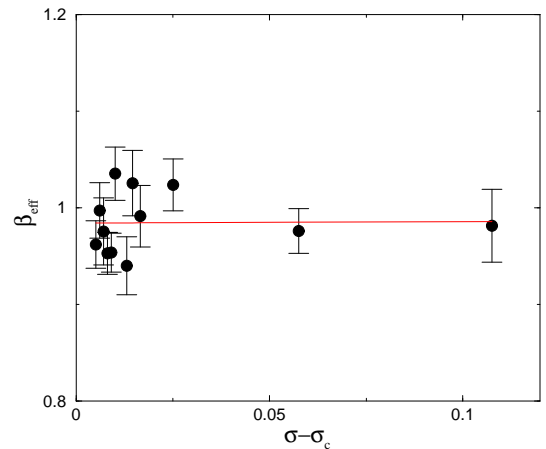


FIG. 4. β_{eff} as the function of ρ_c in the two-dimensional 2A + 3A, 4A + 3A model near the $\rho_c = 0.2673$ critical point for $D = 0.05$. The solid line shows a linear fitting.

One may expect the same kind of transition all along the $\nu_c > 0$ transition line. Indeed simulations showed that the density decays in a similar way at transitions with $D = 0.01, 0.05, 0.09$.

To see the transition near $\nu_c = 0$ (horizontal axis on Fig.1) I determined the steady state value of $\langle l \rangle$ for several ν 's at $D = 0.05$ diffusion. The steady state density was determined by running the simulations in the active phase near $\nu = 0$, by averaging over 100 samples in a time window following the level-off is achieved. The smallest value I tested was $\nu = 10^{-5}$, when I had to go up to $t = 10^7$ MCS to reach a steady state (on a $L = 2000$ sized system). By looking at the data it is quite obvious that the transition is at $\nu_c = 0$ as the cluster mean-field approximations predicted.

The effective order-parameter exponent (Fig.5) tends to $\nu = 0.505(5)$ as $\nu \rightarrow 0$ corroborating the cluster mean-field prediction: eq.(5). Assuming a correction to scaling of the form

$$\nu_{eff} = \nu + \frac{a}{\sigma^{\nu_1}} \quad (9)$$

fitting results in $\nu_1 = 0.5$ as can be read-off from Fig.5.

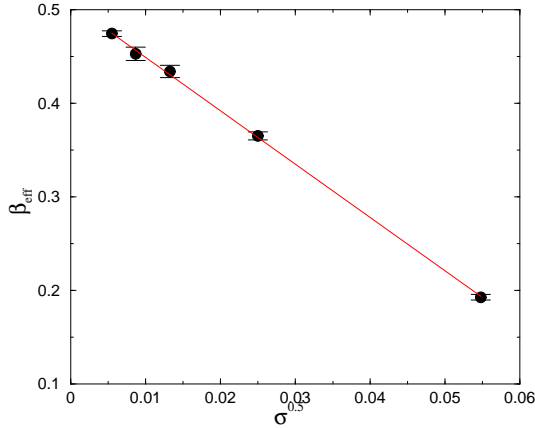


FIG. 5. ν_{eff} as the function of $\nu^{0.5}$ in the two dimensional $2A \rightarrow 3A, 4A \rightarrow$ model near the $\nu_c = 0$ phase transition at $D = 0.05$. The solid line shows a linear fitting.

III. CONCLUSIONS

In conclusion I have investigated the $(D - \nu)$ phase diagram of the two dimensional $2A \rightarrow 3A, 4A \rightarrow$ model with site restriction and explicit particle diffusion. Extensive simulations gave numerical evidence that a reentrant phase diagram emerges as in one dimension and predicted by cluster mean-field approximations [40]. This somewhat surprising result means that diffusion plays relevant role even in $d = 2$ dimension. For high diffusion rates only a mean-field transition at $\nu = 0$ branching rate can be found, while for low diffusion an other transition type at $\nu_c > 0$ appears. This latter transition shows the

mean-field characteristics of the PCPD model because the effective $2A \rightarrow 3A$ reaction (via $2A \rightarrow 3A \rightarrow 4A$;) becomes relevant. The understanding of this diffusion dependence is a challenge for field theory. Similar reentrant phase diagram has been observed in case of the unary production, triplet annihilation model ($A \rightarrow 2A, 3A \rightarrow$;) [51] and in a variant of the NEKIM model [52]. In all cases the diffusion competes with particle reaction processes, and the bare parameters should somehow form renormalized reaction rates which govern the evolution over long times and distances. An interesting question is whether this scenario extends above $d = 2$ dimensions as the cluster mean-field approximation predicts. A very recent non-perturbative RG study [53] finds similar phase diagram in case of the $A \rightarrow 2A, 2A \rightarrow$ model for $d = 3$ dimensions. That work points out that non-perturbative effects arise and there is a threshold $(\nu = D)_{th}(d)$ above which DP, while below it a type (5) mean-field transition at $\nu_c = 0$ appears.

The simulations also showed that at the $\nu_c > 0$ transition the finite size effects and corrections to scaling are very strong. I had to go up to 7000 \times 7000 sized systems and $t_{max} = 2 \times 10^6$ MCS to see the appearance of the expected mean-field scaling with exponents $\nu = 0.5$, $\nu_1 = 1$. Showing clear scaling form more than a decade with the predicted logarithmic corrections [23] is beyond the scope of this study, yet these simulation results for a 2d binary system are by far the largest scale ones published so far. On contrary the scaling at the $\nu_c = 0$ critical point is clear with $\nu = 0.505(5)$ and correction to scaling exponent $\nu_1 = 0.5$.

Acknowledgements:

The author thanks M. Henkel, I. Georgiev and U. Tauber for the useful comments. The author thanks the access to the NIFIC Cluster-GRID, LCG-GRID and to the Supercomputer Center of Hungary.

-
- [1] U. Tauber, Adv. in Solid State Phys. 43 659 (2003).
 - [2] G. Odor, Universality classes in nonequilibrium lattice systems, Rev. Mod. Phys. 76 (2004) in press, eprint: cond-mat/0205644.
 - [3] For references see: J. Marro and R. Dickman, Nonequilibrium phase transitions in lattice models, Cambridge University Press, Cambridge, 1999.
 - [4] H. Hinrichsen, Adv. Phys. 49, 815 (2000).
 - [5] H. K. Janssen, Z. Phys. B 42, 151 (1981); P. Grassberger, Z. Phys. B 47, 365 (1982); G. Grinstein, Z.-W. Lai and D. A. Browne, Phys. Rev. A 40, 4820 (1989).
 - [6] P. Grassberger, F. Krause and T. von der Twer, J. Phys. A Math. Gen., 17, L105 (1984).
 - [7] N. Menyhárd, J. Phys. A 27, 6139 (1994); N. Menyhárd and G. Odor, J. Phys. A 28, 4505 (1995).

- [8] J.L.Cardy and U.C.Tauber, J.Stat.Phys. 90, 1 (1998).
- [9] M.Rossi, R.Pastor-Satorras and A.Vespagnani, Phys. Rev. Lett. 85, 1803 (2000).
- [10] M.C.Marques and A.L.Ferreira, J.Phys.A 27, 3389 (1994).
- [11] H.K.Janssen, K.Oerding, F.van Wijland and H.Hilhorst, Eur.Phys.J.B 7, 137 (1999).
- [12] H.Hinrichsen and M.Howard, Eur.Phys.J.B 7, 635 (1999).
- [13] P.Frojd, M.Howard, K.B.Lauritsen, Int. J. Mod. Phys. B 15, 1761 (2001).
- [14] C.Kaiser and L.Turban, J.Phys.A 27, L579 (1994); C.Kaiser and L.Turban, J.Phys.A 28, 351 (1995).
- [15] H.Hinrichsen and G.Odor, Phys.Rev.E 58, 311 (1998).
- [16] I.Jensen and R.Dickman, Phys.Rev.E 48, 1710 (1993); I.Jensen, Phys.Rev.Lett. 70, 1465 (1993).
- [17] A.G.Moreira and R.Dickman, Phys.Rev.E 54, R3090 (1996).
- [18] A.J.Noest, Phys.Rev.Lett. 57, 90 (1986); A.J.Noest, Phys.Rev.B 38, 2715 (1988).
- [19] I.Webman, D.ben Avraham, A.Cohen, and S.Havlin, Phil.Mag.B 77, 1401 (1998).
- [20] R.Caero, A.Gabrielli, and M.A.Munoz, Phys.Rev.E 57, 5060 (1998).
- [21] J.Hooyberghs, F.Igbi and C.Vanderzande, Phys.Rev.Lett 90, 100601 (2003).
- [22] P.Grasberger, Z.Phys.B 47, 365 (1982).
- [23] M.J.Howard and U.C.Tauber, J.Phys.A 30, 7721 (1997).
- [24] E.Carbon, M.Henkel and U.Schollwöck, Phys.Rev.E 63, 036101-1 (2001).
- [25] H.Hinrichsen, Phys.Rev.E 63, 036102-1 (2001).
- [26] G.Odor, Phys.Rev.E 62, R3027 (2000).
- [27] H.Hinrichsen, Physica A 291, 275-286 (2001).
- [28] G.Odor, Phys.Rev.E 63, 067104 (2001).
- [29] M.Henkeld and U.Schollwöck, J.Phys.A 34, 3333 (2001).
- [30] M.Henkeld and H.Hinrichsen, J.Phys.A 34, 1561 (2001).
- [31] K.Park, H.Hinrichsen, and In-mook Kim, Phys.Rev.E 63, 065103(R) (2001).
- [32] G.Odor, M.A.Santos, M.C.Marques, Phys.Rev.E 65, 056113 (2002).
- [33] G.Odor, Phys.Rev.E 65, 026121 (2002).
- [34] K.Park and I.Kim, Phys.Rev.E 66, 027106 (2002).
- [35] G.Odor, Phys.Rev.E 67, 016111 (2003).
- [36] J.Kockelkoren and H.Chate, Phys.Rev.Lett. 90, 125701 (2003).
- [37] R.Dickman and M.A.F.de Meneses, Phys.Rev.E 66, 045101 (2002).
- [38] K.Park, H.Hinrichsen and I.Kim, Phys.Rev.E 66, 025101 (2002).
- [39] G.Odor, Braz.J.of Phys. 33, 431 (2003).
- [40] G.Odor, cond-mat/0307351, Phys.Rev.E 69, 036112 (2004).
- [41] J.D.Noh and H.Park, Phys.Rev.E 69, 016122 (2004).
- [42] For a recent review see: The non-equilibrium phase transition of the pair-contact process with diffusion, M.Henkeld and H.Hinrichsen, cond-mat/0402433.
- [43] G.Odor and N.Menyhard, Physica D 168, 305 (2002).
- [44] H.Hinrichsen, Physica A 320, 249 (2003).
- [45] H.Hinrichsen, cond-mat/0302381.
- [46] G.T.Barkema and E.Carbon, cond-mat/0302151.
- [47] G.Odor, Phys.Rev.E 67, 056114 (2003).
- [48] This was commented by H.Chate in a private communication.
- [49] M.Paessens, G.M.Schuetz, cond-mat/0311568.
- [50] B.P.Lee, J.Phys.A 27, 2633 (1994).
- [51] R.Dickman, Phys.Rev.B 40, 7005 (1989); R.Dickman, Phys.Rev.A 42, 6985 (1990).
- [52] N.Menyhard and G.Odor, Phys.Rev.E 68, (2003) 056106.
- [53] L.Canet, H.Chate and B.Delamotte, cond-mat/0403423.