

Spin Susceptibility of γ -Phase Pu-P Alloy Probed by ^{69}Ga NMR

Yu. Piskunov, K. Mikhalev, A. Gerashenko, A. Pogudin, V. Ogloblich, S. Verkhovskii, A. Tankeyev, and V. Arkhipov
Institute of Metal Physics, Ural Branch of Russian Academy of Sciences, Ekaterinburg GSP-170, Russia

Yu. Zouev and S. Lekomtsev

Russian Federal Nuclear Center – Institute of Technical Physics, P.O. Box 245, 456770, Snezhinsk, Russia
(dated: December 25, 2021)

Spin susceptibility of stabilized γ phase in the Pu-Ga alloy is studied by measuring $^{69,71}\text{Ga}$ NMR spectra and nuclear spin-lattice relaxation rate $^{69}\text{T}_1^{-1}$ in the temperature range 5–350 K. The shift (^{69}K) of the $^{69,71}\text{Ga}$ NMR line and $^{69}\text{T}_1^{-1}$ are controlled correspondingly by the static and the fluctuating in time parts of local magnetic field arisen at nonmagnetic gallium due to transferred hyperfine coupling with the nearest f electron environment of the more magnetic Pu. The nonmonotonic with a maximum around 150 K behavior of $^{69}\text{K}(T)/\chi_{s,5f}(T)$ is attributed to the peculiarities in temperature dependence of the f electron spin susceptibility $\chi_{s,5f}(T)$ in γ phase of plutonium. The temperature reversibility being observed in $^{69}\text{K}(T)$ data provides strong evidence for an electronic instability developed with T in f electron bands near the Fermi energy and accompanied with a pseudogap-like decrease of $\chi_{s,5f}(T)$ at $T < 150$ K. The NMR data at high temperature are in favor of the mainly localized character of 5f electrons in γ phase of the alloy with characteristic spin-fluctuation energy $(T)/T^{0.35(5)}$, which is close to $(T)/T^{0.5}$ predicted by Cox et al. [J. Appl. Phys. 57, 3166 (1985)] for 3D Kondo-system above T_{Kondo} . The dynamic spin correlations of 5f electrons become essential to consider for $^{69}\text{T}_1^{-1}(T)$ only at $T < 100$ K. However, no NMR evidences favoring formation of the static magnetic order in γ -Pu were revealed down to 5 K.

PACS numbers: 76.60.-k, 71.27.+a, 75.40.Gb

I. INTRODUCTION

Intriguing electronic properties of plutonium and its alloys are studied intensively over many years bearing an exceptional position of these materials both in the modern nuclear energy technologies and the fundamental physics of actinides^{1,2}. Metallic plutonium lies in the actinide series at the boundary between neptunium with itinerant 5f electrons and americium, demonstrating in its magnetic properties the localized character of 5f electrons. The rich phase diagram of plutonium^{3,4} presents various polymorphous transitions. The unique structural, transport and magnetic properties of Pu are determined by the degree of itinerancy for 5f electrons in each of the Pu allotropes. Many efforts are undertaken, at present, to elucidate the ground state of the f-electron system in γ -Pu and in stabilized γ phase Pu-Ga, Pu-Al alloys. Under theoretical consideration of the equilibrium macroscopic properties there is assumed either partially⁵ or totally^{6,7} localized character of 5f electrons, thus giving a presence of static spin correlations in the ground state of γ phase. At the same time, all of experimental studies regarding to the magnetic state of γ phase result in dynamic f spin correlations, which development with temperature does not transform into static magnetic order at low T. The large electronic contribution to specific heat at low temperature^{2,8} and the abnormally low electrical conductivity in Pu-Ga alloys^{2,9} are known as inherent electronic properties of the heavy fermions system, where f electrons are in the highly localized state. A growth on-cooling of the electrical resistivity in γ -Pu with the following rather broad maximum of $\rho(T)$ below 200 K

is associated with magnetic scattering of carriers at spin fluctuations of f electrons⁹. A such contribution to $\rho(T)$ should be substantially suppressed in the coherent Fermi-liquid state formed far below $T_K \approx 200$ K in stabilized γ -Pu alloys⁹. The magnetic susceptibility $\chi(T)$ of the γ -Pu alloys $\text{Pu}_{0.94}\text{Ga}_{0.06}$ and $\text{Pu}_{0.94}\text{Al}_{0.06}$ follows modified Curie-Weiss law at high temperature, favoring the localized state of f electrons with $\chi_{\text{eff}} = 1.2 \mu_B$. A gentle maximum of $\chi(T)$ near 150 K is explained again by a Kondo-type effect which promotes a nonmagnetic ground state. The realistic treatment of the intra-atomic Coulomb correlations performed for γ -Pu in Ref. 6 predicts the structure of f band, implying $5f^5$ -like atomic configurations of Pu with $L = 5$, $S = 5/2$ and $J = 5/2$. This feature leads to suppression of the spin magnetism in γ -Pu. The suggested structure of f bands is essential for understanding of the weakly temperature dependent susceptibility which is observed in the stabilized γ -Pu alloys⁹.

According to the equilibrium Pu-Ga phase diagram^{3,4} the stabilized γ phase is a metastable structural state of alloys at ambient pressure below 370 K. Indeed, under cooling below 150 K the partial $\gamma \rightarrow \delta$ martensitic transformation was observed with characteristic thermal hysteresis of the reverse $\delta \rightarrow \gamma$ transformation on subsequent heating of the alloy above the room temperature. The low-temperature structural instability of the Pu-Ga alloys stabilized in γ phase at room T gives rise to additional complications in an analysis of such macroproperties as specific heat⁸, electrical resistivity¹⁰ and magnetic susceptibility⁹. The more reliable data regarding to the spin fluctuation regime of 5f electrons in γ phase of

Pu are provided by the locally sensitive neutron scattering and NMR experiments. The results presented under such kind local studies can be considered as a key moment to clarify details of thermally- or pressure-induced structural instability both of the pure plutonium metal and the Pu-based alloys. Unfortunately, the early NMR studies performed in 60-s present a rather fragmentary raw of data regarding to the ^{27}Al NMR in $\text{Pu}_{0.95}\text{Al}_{0.05}$ ¹¹ or unsuccessful efforts in detection of the ^{239}Pu NMR signal¹² without any subsequent analysis of the results obtained.

In this paper we report on $^{69,71}\text{Ga}$ NMR being applied for the first time to trace the temperature dependence of a spin susceptibility $\chi_{s,5f}(T)$ in the range 5 – 350 K for Ga-stabilized α -Pu. The shift (δ^{Ga}) of the $^{69,71}\text{Ga}$ NMR line (transition $(1=2 \rightarrow 1=2)$) and $^{69}\text{T}_1^{-1}$ are controlled correspondingly by the static and fluctuating in time parts of local magnetic field arisen at nonmagnetic gallium due to transferred hyperfine coupling with the nearest f electron environment of the more magnetic Pu. The reversible with T nonmonotonic behavior of $\delta^{\text{Ga}}(T) / \chi_{s,5f}(T)$ provides strong evidence for an electronic instability developed with T in f electron bands of α -Pu similar to the observed by NMR in concentrated Kondo-systems of Ce^{13,14}. A such kind of instability may be considered as one of driving forces for the martensitic $\alpha \rightarrow \beta$ transformation observed recently in $\text{Pu}_{1-x}\text{Ga}_x$ ($x < 0.04$) alloys below 150 K. The NMR data at $T > 100$ K are in favor of the mainly localized character of 5f electrons in β phase of the alloy with characteristic spin-fluctuation energy $(T) / T^{0.35(5)}$, which is close to $(T) / T^{0.5}$ predicted for 3D Kondo-system above T_K by Cox et al.¹⁵. The dynamic spin correlations of 5f electrons become essential to consider for $^{69}\text{T}_1^{-1}(T)$ only at $T < 100$ K.

II. EXPERIMENT

The polycrystalline sample of α -Pu alloy having a nominal Ga concentration of 1.5 wt % was prepared as a thin plate (10 \times 3.5 \times 0.2 mm). Surface of the plate was mechanically polished with subsequent electrochemical etching to remove any impurities and the oxide layer induced during preparation of the sample by machining from ingot of alloy. Immediately after cleaning the plate was housed under a dry argon atmosphere in a cylinder glass container, which finally was soldered from both sides for safety.

NMR measurements were performed in magnetic field $H_0 = H_{\text{Ga}} = 94$ kOe using a phase-coherent pulse spectrometer supplied with a quadrature receiver. The $^{69,71}\text{Ga}$ ($I = 3/2$) spectrum of central transition $(1=2 \rightarrow 1=2)$ was obtained by Fourier transformation of the second half of the spin-echo signal followed the $(\pi/2)_x - t_{\text{del}} - (\pi)_x$ pulse sequence. The frequency band excited by the π pulse was about 100 kHz and the whole spectrum including all of transitions was measured by

summation of subsequent Fourier-signals of an echo accumulated at different equidistant operating frequencies. Below 40 K where selfheating effects should be taken into account we check additionally the temperature of sample with accuracy ($\Delta T = 0.02$) by comparing the Ga NMR line intensity measured at the different T.

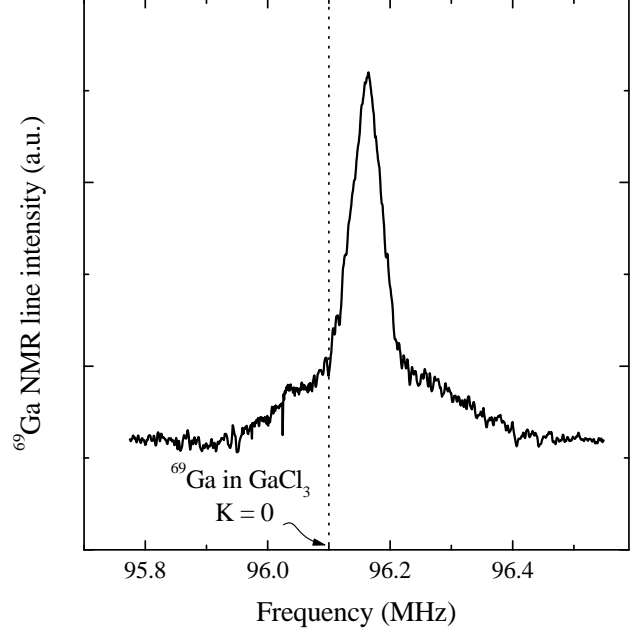


FIG. 1: ^{69}Ga NMR spectrum in Ga-stabilized α -Pu at 20 K. The dotted line shows the NMR line position $\delta^{\text{Ga}}_0 = 96.103$ MHz ($H_0 = 94$ kOe) in GaCl_3 used as a standard reference.

III. RESULTS AND DISCUSSION

The ^{69}Ga NMR spectrum for Pu-Ga alloy shown in Fig. 1 consists of a single nearly gaussian central line ($1=2 \rightarrow 1=2$) transition and a broad pedestal contributed by the satellite ($1=2 \rightarrow 3=2$) transitions. A similar pattern of the spectrum is observed for a powder of imperfect cubic crystals¹⁶. Thus local distortions of the cubic symmetry take place for charge environment of the Ga nuclei possessing by rather large electric quadrupole moment $^{69}\text{Q} = 0.168 \cdot 10^{-24} \text{ cm}^2$ and $^{71}\text{Q} = 0.106 \cdot 10^{-24} \text{ cm}^2$. Distribution of the electric field gradient arisen due to cubic imperfections results in substantially broad pedestal of satellite lines with a width $(\Delta \nu_Q) / e^2 Q V_{zz}$. As found, below 100 K the pedestal width $^{69}(\Delta \nu_Q) = 0.5$ MHz stays unchanged thus indicating that cubic imperfections near the NMR probe-Ga are stable over the temperature range 5–100 K for β phase of Pu. Quadrupole broadening effects on the width of the central line $\nu_Q(1=2 \rightarrow 1=2) / \nu_0^2 = 0$ is greatly reduced in high magnetic field and its contribution to the width of ^{69}Ga line does not exceed 2 kHz. By compar-

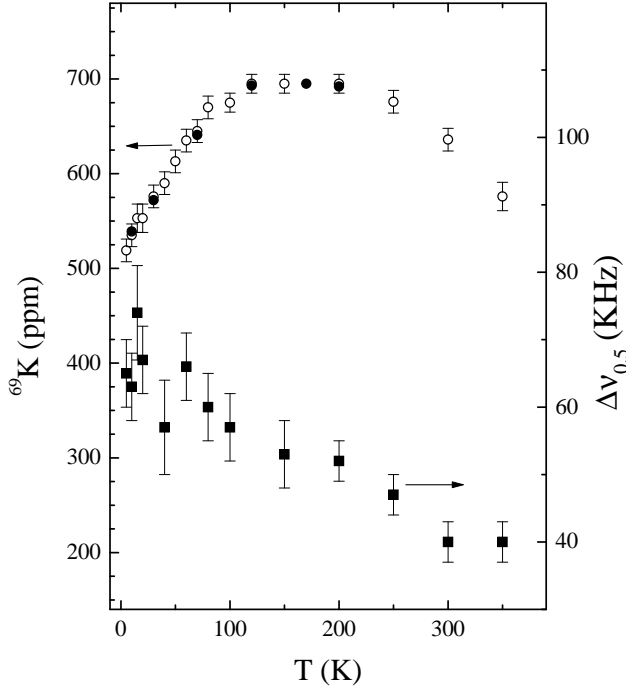


FIG. 2: The shift (^{69}K) and the width ($\Delta\nu_{0.5}$) taken at a half of height of the $^{69,71}\text{Ga}$ NMR line (transition ($1=2 \rightarrow 1=1$)) in stabilized β phase of Pu-Ga alloy versus T . The $^{69}\text{K}(T)$ data marked by the open circles (\circ) are obtained on heating the sample and solid circles (\bullet) correspond to data obtained during further thermal recycling of the sample over temperature range 5 – 350 K to testify reversibility with temperature of the $\text{K}(T)$ data.

ing spectra measured for two Ga isotopes, which nuclear gyromagnetic ratio differentiate in $^{71}\text{Ga} = ^{69}\text{Ga}$ 1.26 times, we sure that the width of central line ($\Delta\nu_{0.5}$) is magnetic in origin. Its magnitude is determined by a distribution of local magnetic field created at Ga-sites by the nearest environment of the more magnetic Pu. Magnetic broadening of central line exceeds more than three times the maximally possible contribution of classic dipolar field, assuming for such estimate the ferromagnetic spin order among twelve neighboring Pu with $(5f) \rightarrow 5f$ per Pu. The main contribution to the width of central line is expected due to the effect of spin polarization of conducting electrons through RKKI coupling with 5f electrons of Pu.

A gradual increase of $\Delta\nu_{0.5}$ with decrease of T evidences for the growth of the short-wave contributions to spin susceptibility of β phase in alloy. However, a typical abnormal steep broadening of the NMR line favoring formation any kind of static magnetic order in the β -Pu was not observed down to 5 K. That is in line with the results of microscopic magnetization $M(H)$ measurements performed up to 5 T at $T = 1.8$ K for the very same sample of Pu-Ga alloy.

In the alloy the peak of central line (ν_p) is shifted to the higher frequency region with respect to NMR line

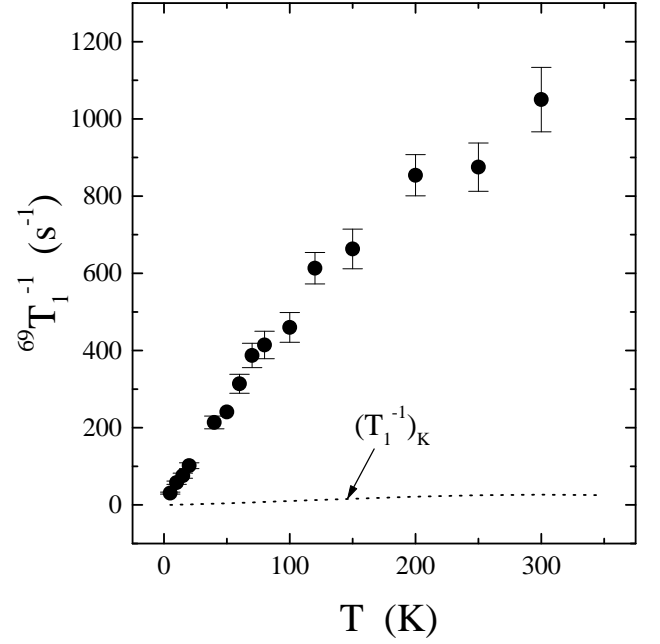


FIG. 3: Nuclear spin-lattice relaxation rate T_1^{-1} of ^{69}Ga in Ga-stabilized β -Pu versus T . The dotted line shows the contribution of conducting electrons $(T_1^{-1})_K$ estimated from Korringa relation (Eq. (3), see text).

position $^{69}\nu_0 = 96.103$ MHz in GaCl_3 used as a standard reference. Symmetric shape of the central line implies that the $^{69,71}\text{Ga}$ NMR shift $\text{K} = (\nu_p - \nu_0) = 0$ is an isotropic quantity inherent for crystals of cubic point symmetry. The main part of $\text{K}(T)$ data marked by the open circles (\circ) in Fig.2 were collected on heating the sample between subsequent measurements of the ^{69}Ga NMR spectrum. The $\text{K}(T)$ data shown by solid circles (\bullet) were obtained further during a thermal recycling of the sample over temperature range 5 – 350 K, to testify reversibility with temperature of the $\text{K}(T)$ data row. An absence of any hysteresis in $\text{K}(T)$ data no any new line would be appeared in replicates of the NMR measurements on-cooling evidence strongly that we have deal with NMR line of Ga sited in stabilized β phase (the FCC structure^{3,4}) of the Pu-Ga alloy.

The Pu alloys stabilized by Al^3 or Ga^3 in β phase remind in its electronic properties the heavy fermion behavior and keeping in mind a such reminiscence we consider the total NMR shift for nonmagnetic Ga in β phase as the Knight shift K_0 arisen due hyperfine coupling with carriers in the conduction band. An effect of the additional uniform spin polarization of conducting electrons through RKKI like interaction with much less itinerant 5f electrons is taken into account as an additive term K_f :

$$\text{K}(T) = \text{K}_0 + \text{K}_f(T) = \text{K}_0 + \frac{12H_f}{B N_A} s_{5f}(T); \quad (1)$$

here H_f – an effective hyperfine magnetic field created at the Ga nuclei by the unpaired electron spin from 5f shell

of one of twelve neighboring Pu in FCC structure of phase. N_A – Avogadro's number and $\chi_{s;5f}$ – the molar spin susceptibility of f electrons for stabilized phase of the Pu alloy.

The nonmonotonic temperature dependence of T_1 with a maximum near 150 K pays on itself our attention. A similar maximum in T_1 was revealed recently in measurements of static magnetic susceptibility for $Pu_{0.94}Ga_{0.06}$ alloy⁹ and it was attributed to the Kondo anomaly of f electrons in spin susceptibility $\chi_s(q=0)$ of the alloy. The great difference in "modulation index" of $K(T)$ (present work) and $\chi_s(T)$ (Ref. 9) for the stabilized phase Pu alloys with the very same concentration of Ga is caused apparently by the T-independent Van Vleck contribution dominating in $\chi_s(T)$ ⁶. The temperature dependence of a spin contribution to T_1 can be masked by any kind of spurious contributions in macroscopic measurements of T_1 . On other side, a puzzling similarity in temperature dependences of $K(T)$ and T_1 lets us to put in further estimates that NMR shift of Ga is almost determined by the second term in Eq. (1) which is proportional to $\chi_{s;5f}$. Then using a linear fit of the $^{69}K(T)$ vs $(T)^9$ plot with T as a parameter, we get an estimate of the effective hypermagnetic field $H_f = 2.8(6)$ kOe/B.

Thus for the first time the temperature dependence of shift of the ^{69}Ga NMR shift presented in this paper provides strong evidence for an electronic instability developed with temperature in f electron bands and accompanied below 150 K with a pseudogap-like decrease of spin susceptibility in stabilized phase of the Pu-Ga alloy. Apparently, the similar changes in electronic system at low T take place in a phase of Pu stabilized by Al, if to take into account the tendency of decrease with temperature of the ^{27}Al NMR shift observed earlier in $Pu_{0.95}Al_{0.05}$ ^{11,12}.

Further the temperature dependence of spin-lattice relaxation rate of ^{69}Ga nuclei is considered to elucidate peculiarities in the low frequency spin dynamic of f electrons in Ga-stabilized Pu. Corresponding characteristic time interval T_1 for relaxation of longitudinal nuclear magnetization $M_z(t)$ to its equilibrium value M_0 was measured by an inversion-recovery technique using the $\tau = 2$ pulse sequence. An intensity of echo formed by central line of ^{69}Ga was measured as function of the time interval τ while τ is fixed. Duration of τ pulse corresponds to inversion at $t=0$ of the population between $m_I = -1/2$ and $m_I = +1/2$ levels in spin system of ^{69}Ga ($I = 3/2$). Subsequent recovery in time of $(M_0 - M_z(t))$ was fitted with an expression representing two exponents having characteristic time of T_1 and $T_1 = 6$ and summed with corresponding weights of 0.1 and 0.9¹⁷.

The ^{69}Ga spin-lattice relaxation rate data in stabilized phase of plutonium are plotted versus T in Fig.3. For nonmagnetic element Ga surrounded in the alloy with much more magnetic actinide atoms of Pu the nuclear spin-lattice relaxation rate of Ga is determined by two

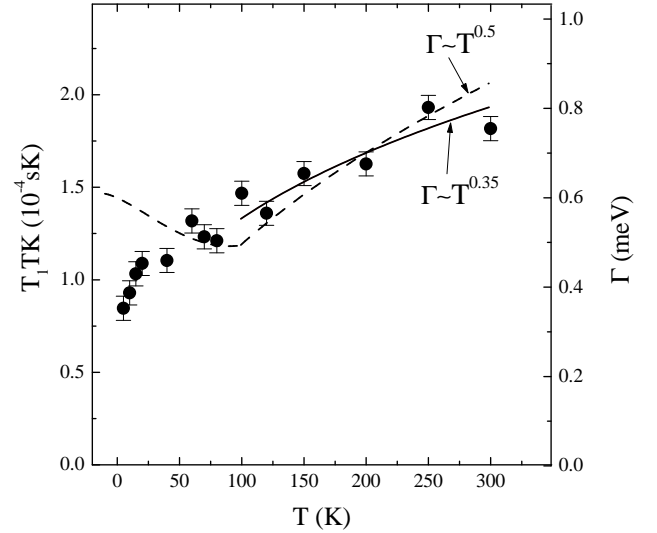


FIG. 4: Temperature dependence of the characteristic energy of f spin fluctuations $\Gamma(T) / T_1TK$. Solid and dotted lines for $T > 100$ K represent curves $\Gamma(T) / T^{0.35(5)}$ (the best fit for data taken above 100 K) and $\Gamma(T) / T^{0.5}$ respectively. At $T < 100$ K the dotted curve demonstrates behavior of $\Gamma(T)$ predicted by Cox et al. in Ref. 15 Kondo system at low temperature region $T < T_K$.

contributions:

$$\frac{1}{T_1} = \frac{1}{T_{1K}} + \frac{1}{T_{1f}} \quad (2)$$

The first contribution $(T_1^{-1})_K$ is caused by Fermi-contact interaction of nuclear spin with conducting electrons and its crude estimate can be obtained from the well known Korringa relation, taken in the form accepted for the free electron gas model of metal:

$$\frac{1}{T_{1K}} = \frac{h^2 k_B}{2 B} T K_s^2; \quad (3)$$

where K_s is a Knight shift. The second term in Eq.(2) determines the channel of nuclear spin relaxation caused by time-dependent fluctuations of local field determined by spin of f electrons through the RKKI interaction. Following T.Moriya¹⁸ the contribution $(T_1^{-1})_f$ is proportional to the q-weighted imaginary part of the dynamic spin susceptibility $\chi_f(q; \omega)$ of f electrons:

$$\frac{1}{T_{1f}} = \frac{2 k_B T}{2 B} \chi_f^2(q) \frac{\omega(q; \omega_0)}{\omega_0}; \quad (4)$$

Here $H_f(q)$ is a structural form-factor, determining hypermagnetic field at the Ga nuclei from 5f electrons of Pu, ω_0 – the nuclear Larmor frequency. If to ignore both the spin correlations among f electrons and the q-dependence of χ_f , then the general expression Eq.(4) for $(T_1^{-1})_f$ is reduced to the following one:

$$\frac{1}{T_{1f}} = \frac{2 k_B T \chi_f^2}{2 B} \chi_{s;5f}(T) \frac{\omega_0}{2}; \quad (5)$$

where z is a number of the nearest neighbor of Pu around ^{69}Ga used as NMR and $\chi_{s,5f}(T)$ is a static spin susceptibility of f electrons. Finally, by taking into account that for Ga in alloy K $\frac{zH_f}{B_{s,5f}}$ we get:

$$T_1TK = \frac{2B}{n k_B H_f}(T): \quad (6)$$

Here 11 is the characteristic energy of f spin fluctuations, being inverse proportional to 11 – the rate of spin relaxation for $5f$ electrons of Pu. For comparison in strength of two terms in Eq.(2) we have drawn with dotted line in Fig. 3 the temperature dependence of $(T_1^{-1})_K$ as estimated from the Korringa relation in Eq.(3). As seen, this contribution is roughly forty times less of the observed. Thus, one may suggest that spin-lattice relaxation rate of Ga nuclear spin is fully controlled in stabilized phase of Pu by fluctuating in time magnetic fields of f electrons. One can quantify the $\chi(T)$ behavior for stabilized β -Pu over the temperature range under this study by using expression Eq.(6) with $H_f = 2.8 \text{ kOe}/B$. The results obtained for $\chi(T)$ are shown by solid circles in Fig. 4. Above 100 K the characteristic energy of spin fluctuations is increased following $\chi(T)/T^{0.35(5)}$ (corresponding fitting curve is drawn by solid line in Fig. 4). A such behavior of $\chi(T)$ is close to $\chi(T)/T^{0.5}$ predicted by Cox et al.¹⁵ for Kondo-systems above the Kondo temperature T_K . A reasonable deviation of the $\chi(T)$ -data at $T < 100 \text{ K}$ from the behavior predicted by Cox et al.¹⁵ for the coherent Fermi-liquid state formed below T_K (see dotted curve in Fig. 4) may indicate on importance of taking into consideration for $(T_1^{-1})_f$ of the antiferromagnetic spin correlations between f -electron of the nearest Pu atoms. In accordance with Eq.(4) one can expect a sizeable growth of the short-wave ($q \sim Q_{AF}$) contributions to $(T_1^{-1})_f$. Here Q_{AF} is a wave vector of the corresponding spin order, which would arise due to incomplete suppression of the spin degree of freedom for the f electron in the framework of conventional Kondo-scenario developed for system with heavy fermions.

IV. CONCLUSION

In summary, we have measured the temperature dependence of the $^{69,71}\text{Ga}$ Knight shift and the nuclear spin-lattice relaxation of ^{69}Ga in Ga-stabilized β phase of the Pu-Ga alloy with a goal to elucidate the behavior of spin susceptibility $\chi_{s,5f}(T)$ in β phase of the alloy over the temperature range 5 – 350 K. The reversible with T non-monotonic behavior of the Knight shift evidences for the instability of the electron spectrum near the Fermi energy developed in β phase below 150 K and accompanied with a pseudogap-like decrease of the uniform ($q=0$) part of spin susceptibility. The experimental results regarding spin-lattice relaxation rate of ^{69}Ga do not contradict to an assumption that β phase stabilized by Ga in its electronic properties can be treated as the $5f$ -concentrated Kondo system with $T_K \sim 100 \text{ K}$. However it should to remark that unambiguous NMR conclusions concerning an itinerancy of $5f$ electrons in β -Pu can be done after NMR studies at high temperature of the stabilized β phase Pu-Ga alloys. These measurements are now in progress.

Acknowledgments

The authors wish to thank the Director of Institute of Technical Physics G.N. Rykovanov for supporting of the present work. We are also grateful to A.P. Pokatashkin and N.A. Kiselev for the solution of complicated organizational matters, to E.A. Shmakov, D.V. Taskin, N.A. Tsepilov and N.A. Aleksashina for samples preparation. We thank I.L. Svyatov and D.V. Yakovlev for numerous kind of assistance. Y.P. acknowledges the "Russian Science Support Foundation" for a financial support. The work was supported by the Ministry of Sciences and Technology of the Russian Federation under contract No 25/03.

- ¹ Actinides – Chemistry and Physical Properties, in Structure and Bonding edited by L. Manes, M.J. Clarke, J.B. Goodenough, C.K. Jorgensen, J.B. Neilands, D. Reinen, R. Weiss (Springer-Verlag, Berlin, 1985).
- ² in Plutonium Handbook edited by O.K. Wick (American Nuclear Society, La Grange Park, IL, 1980).
- ³ S. Hecker and L. Timofeeva, Los Alamos Sci. 26, 244 (2000).
- ⁴ S. Hecker, JOM 55, 13 (2003).
- ⁵ O. Eriksson, J.D. Becker, A.V. Balatsky, and J.M. Williams, J. of Alloys and Compounds 287, 1 (1999).
- ⁶ S. Savrasov and G. Kotliar, Phys. Rev. Lett. 84, 3670 (2000).
- ⁷ A. Kutepov and S. Kutepov, J. Physics: Cond. Mat. 15, 2607 (2003).

- ⁸ J.C. Lashley, J. Singleton, A. Migliori, J.B. Betts, R.A. Fisher, J.L. Smith, and R.J.M. Queeney, Phys. Rev. Lett. 91, 205901 (2003).
- ⁹ S. Mott-Reymond and J. Fournier, J. of Alloys and Compounds 232, 119 (1996).
- ¹⁰ A. Arko, M. Brodsky, and W. Nellis, Phys. Rev. B 5, 4564 (1972).
- ¹¹ F. Fradin and M. Brodskii, Int. J. Mag. 1, 89 (1970).
- ¹² G. Carter, L. Bennett, and D. Kahan, Metallic Shifts in NMR, in Progress in Material Science, edited by B. Chalmers, J.W. Christian, T.B. Massalski (Pergamon Press, Oxford, 1977), p. 33.
- ¹³ J. L. Sarrao, C. D. Immer, Z. Fisk, C. H. Booth, E. Figueroa, J. M. Lawrence, R. M. Odler, A. L. Cornelius, M. F. Hundley, G. H. Kwei, et al., Phys. Rev. B 59, 6855

- (1999).
- ¹⁴ N . J . Curro, J . L . Sarrao, J . D . Thompson, P . G . Pagliuso, S . K os, A . A banov, and D . P ines, Phys. Rev. Lett. 90, 227202 (2003).
- ¹⁵ D . C ox, N . B ickers, and J . W ilkins, J . Appl. Phys. 57, 3166 (1985).
- ¹⁶ A . Abragam, The Principles of Nuclear Magnetism (O x-
ford, C larendon P ress, 1961).
- ¹⁷ E . A ndrew and D . T unstall, Proc. Phys. Soc. London 78, 1 (1961).
- ¹⁸ T M oriya, J . Phys. Soc. Jpn. 18, 516 (1963).