

Conditions for one-dimensional supersonic flow of quantum gases

S. Giovanazzi¹, C. Farrell¹, T. Kiss², and U. Leonhardt¹

¹*School of Physics and Astronomy, University of St Andrews,
North Haugh, St Andrews, KY16 9SS, Scotland and*

²*Research Institute for Solid State Physics and Optics,
H-1525 Budapest, P. O. Box 49, Hungary*

One can use transsonic Bose-Einstein condensates of alkali atoms to establish the laboratory analog of the event horizon and to measure the acoustic version of Hawking radiation. We determine the conditions for supersonic flow and the Hawking temperature for realistic condensates on waveguides where an external potential plays the role of a supersonic nozzle. The transition to supersonic speed occurs at the potential maximum and the Hawking temperature is entirely determined by the curvature of the potential.

PACS numbers: 03.75.Kk, 04.70.Dy

I. INTRODUCTION

The propagation of sound waves in irrotational fluids is mathematically equivalent to wave propagation in General Relativity [1, 2, 3]. This analogy supports an intuitive and simple picture for the event horizon [1]: The horizon is the place where the fluid exceeds the local speed of sound. One could, in principle, use such a sonic horizon to generate and measure the acoustic equivalent of the elusive quantum effects of the event horizon, in particular Hawking radiation [4, 5]. In practice, the way towards artificial black holes [6] has been thorny. It takes an ultracold quantum fluid to generate a noticeable quantum effect at the horizon. The only quantum fluids available at the time when the first idea of artificial black holes appeared in print [1] were superfluid Helium-4 and Helium-3. However, according to the Landau criterion [7], Helium-4 loses superfluidity well before it reaches the speed of sound, because Helium-4 is a strongly interacting quantum liquid. Helium-3 is a more complex quantum liquid with a wealth of analogies between the physics of its elementary excitations and General Relativity or various other gauge theories [8], yet so far such analogies have never been experimentally observed in a direct way. The advent of alkali Bose-Einstein condensates [9] improved the prospects of sonic horizons in simple quantum fluids and inspired a renewal of interest in their generation and their quantum effects [6, 10, 11, 12, 13, 14]. These condensates are weakly interacting quantum gases, not primarily quantum liquids, resembling very closely the perfect Bogoliubov gas. The alkali condensates are the coldest quantum gases currently available [15]. The condensates also allow many ways of experimental manipulation. For example, condensates can be generated on atom chips [16] and guided in current-carrying wires in magnetic fields [17] or light beams [18]. Tightly focused spots of light can be used to manipulate them [19], exploiting the dipole force that light exerts on atoms. Waveguides are advantageous for achieving supersonic flow, because they can confine condensates to longitudinal areas that are small enough to

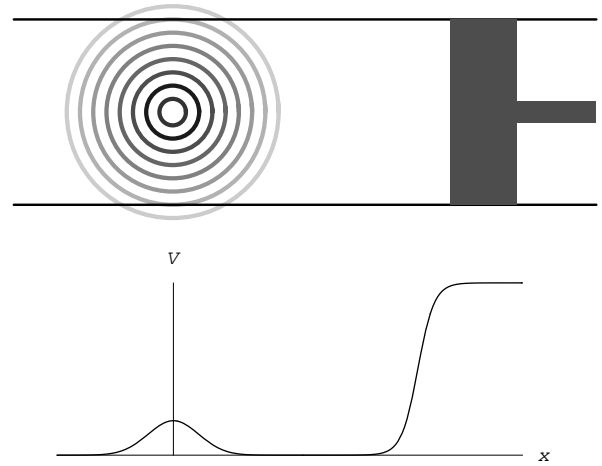


FIG. 1: Scheme of a possible experiment to observe the Hawking effect. An optical piston pushes a Bose-Einstein condensate, confined to a waveguide, over a potential barrier. Both the piston and the barrier can be made by the foci of blue-detuned light beams acting as the potentials indicated in the lower part of the figure. At the barrier the condensate breaks the speed of sound and establishes the acoustic equivalent of the event horizon. The sonic analogue of the Hawking effect should generate an extra thermal cloud of atoms where the effective temperature of the cloud depends on the applied confining potential.

prevent the formation of vortices. Otherwise, the turbulence created would not allow superfluid flow at supersonic speed. Figure 1 illustrates schematically a possible set-up to generate a supersonic flow in a Bose-Einstein condensate.

In this paper we determine the conditions required to exceed the speed of sound and the resulting Hawking temperature for condensates on waveguides. For this, we develop the hydrodynamic theory of the one-dimensional gas flow through variable longitudinal areas and under the influence of transversal potentials. The one-dimensional gas flow with variable area is a textbook theory [20]. In this paper we consider a variable poten-

tial and arrive at a theory that is still simple and fairly general, going beyond the immediate concern of Bose-Einstein condensates. Having found the velocity and the density profile at the sonic horizon, we use the theory of the Hawking effect in fluids [2, 13] to compute the Hawking temperature. This approach is valid as long as the gas profile varies on longer scales than the healing length (the correlation length) [13]. The same condition justifies the hydrodynamic approximation [9] that we use. Here the specific properties of the quantum gas are condensed into an equation of state and the dynamics is governed by the equation of continuity and the Bernoulli equation. Calculations of the effective Hawking temperature have been published before for the one-dimensional gas flow with variable area but constant potential [11]. However, applying transversal potentials by tightly focused light beams [19] seems to be the easiest way to establish a sonic horizon in a Bose-Einstein condensate.

For the scheme illustrated in Fig. 1 we find the critical potential

$$U_c = m \left(c_0^2 + \frac{v_0^2}{2} - \frac{3}{2} (v_0 c_0^2)^{2/3} \right), \quad (1)$$

where m denotes the atomic mass and c_0 and v_0 are the condensate's initial speed of sound and flow velocity. If the applied potential barrier lies below U_c the quantum gas does not become supersonic. Above U_c the condensate turns from subsonic to supersonic speed at the potential maximum U_m . The driving piston will compress the quantum gas such that it always obeys the relation (1) with $U_c = U_m$ where c_0 is the local speed of sound immediately in front of the piston and v_0 is the flow speed, *i.e.* the velocity of the piston.

The more tightly confined the potential barrier is the larger is the resulting velocity gradient at the horizon and the higher is the Hawking temperature T [1, 2]. We find

$$T = \frac{\hbar\omega_0}{2\pi k_B} \frac{\sqrt{3}}{2}, \quad m\omega_0^2 = - \left. \frac{\partial^2 U}{\partial x^2} \right|_{\text{horizon}}, \quad (2)$$

where k_B denotes Boltzmann's constant. We see that T depends entirely on the curvature of the potential at its maximum and on the atomic mass, constituting the effective frequency ω_0 . The numerical factor $\sqrt{3}/2$ is the sole trace of the hydrodynamic properties of the condensate.

To achieve an optical potential in the order of the condensate's mean-field energy mc_0^2 does not pose much of an experimental problem. The critical issue is the focus required in order to generate a noticeable Hawking effect [19]. For a focus of length l , the frequency ω_0 is in the order of $\sqrt{2}c_0/l$, assuming that $m\omega_0^2 \approx 2U_c/l^2 \approx 2mc_0^2/l^2$. For a narrowly confined sodium condensate with $c_0 \approx 10^{-2}\text{m/s}$ the Hawking energy $k_B T$ reaches about 15nK if the potential is focused to $l = 10^{-6}\text{m}$. Such an enhanced thermal cloud could be observable (the record of low temperatures measured so far lies below 1nK [15]). Since the Hawking temperature is independent of the density, see

Eq. (2), one may employ a sufficiently dilute condensate where inelastic three body losses do not pose a severe limitation and the condensate's lifetime is long enough. The piston/barrier scheme sketched in Fig. 1 could act like an evaporative cooling device where the thermal part of the cloud escapes from the subsonic region from the very beginning. The Hawking radiation is then the major factor that poses a limit to the final temperature reached. The dependence of this temperature on the curvature of the potential can be exploited to discriminate between a residual thermal cloud and the Hawking effect.

II. THEORY

A. One-dimensional gas flow

Our theoretical model is based on the concept of the one-dimensional gas flow [20]. Here two forces act on the quantum gas. The waveguide confines the condensate to an effective area A and the external potential U acts as a longitudinal force. Consider such a one-dimensional gas flow of particle density ρ and velocity v through the area A with constant discharge Q , as expressed in the equation of continuity [20]

$$\rho v A = Q. \quad (3)$$

The density ρ and the velocity v are averaged quantities over the area A . The stationary gas flow obeys the Bernoulli equation [20]

$$\frac{v^2}{2} + w = \frac{\mu - U}{m}, \quad (4)$$

where μ denotes the chemical potential, the total energy of the gas. For the enthalpy w we assume the equation of state

$$w = G\rho^\alpha, \quad G, \alpha > 0 \quad (5)$$

that describes a general class of gases, including the ideal gas and Bose-Einstein condensates within the hydrodynamic approximation [9]. In the latter case the constants are given by the relations

$$\alpha = 1, \quad G = \frac{4\pi\hbar^2 a}{m^2} \quad (6)$$

in terms of the (positive) s-wave scattering length a of the condensed atoms [9]. Both the area A and the potential U may vary along the direction of the gas flow. Equations (3), (4) and (5) describe how the gas adjusts to these varying external parameters.

We calculate the local speed of sound, c , according to the standard theory of sound waves in fluids [20] and find

$$c^2 = \rho \frac{\partial w}{\partial \rho} = G\alpha\rho^\alpha = \alpha w. \quad (7)$$

It is advantageous to introduce the Mach number

$$\nu = \frac{v}{c} = \frac{Q}{\rho c A} = \frac{Q}{A} \frac{\sqrt[\alpha]{G}}{\sqrt{\alpha}} w^{-1/\alpha-1/2}, \quad (8)$$

as we obtain from Eqs. (3) and (7). The relation (8) allows us to express the enthalpy w in terms of ν and, following from Eq. (7) also the density and local speed of sound, if required,

$$c = \sqrt{\alpha} \left(\frac{A}{Q} \frac{\sqrt{\alpha}}{\sqrt[\alpha]{G}} \nu \right)^{-\alpha/(2+\alpha)}, \quad (9)$$

$$\rho = \left(\frac{A}{Q} \sqrt{\alpha G} \nu \right)^{-1/(1+\alpha/2)}. \quad (10)$$

In fact, within our fluid-mechanical model, all relevant quantities of the one-dimensional gas flow are functions of the Mach number.

B. Supersonic flow

Let us establish the conditions for the supersonic flow of a one-dimensional gas with the equation of state (5). We divide the Bernoulli equation (4) by w and get

$$f(\nu) = 1 \quad (11)$$

with the function

$$f = q \nu^{\alpha/(1+\alpha/2)} - \frac{\alpha}{2} \nu^2, \quad (12)$$

see Fig. 2. All external parameters, in particular the potential U and the area A , constitute the single quantity

$$q = \frac{\mu - U}{m} \left(\frac{A}{Q} \frac{\sqrt{\alpha}}{\sqrt[\alpha]{G}} \right)^{\alpha/(1+\alpha/2)} \quad (13)$$

that may depend on the longitudinal position x along the gas flow. The q parameter is positive, because the total energy μ is larger than the potential U . The exponent $\alpha/(1+\alpha/2)$ of the first term of $f(\nu)$ in Eq. (12) does not exceed the exponent of 2 of the second term. Therefore, the function $f(\nu)$ has a maximum that depends on the value of the q parameter. For a critical parameter q_c the maximum of $f(\nu)$ occurs at $f = 1$, coinciding with the solution of the scaled Bernoulli equation. To find the maximum, we differentiate $f(\nu)$ with respect to ν and get

$$\nu \frac{\partial f}{\partial \nu} = \frac{\alpha}{1+\alpha/2} (f - \nu^2) \quad (14)$$

that vanishes at $\nu = \pm 1$ for $f = 1$. Consequently, at the critical parameter q_c the gas flows with the local speed of sound, establishing a sonic horizon [1, 2, 10, 13]. In this case the function (12) reaches unity at

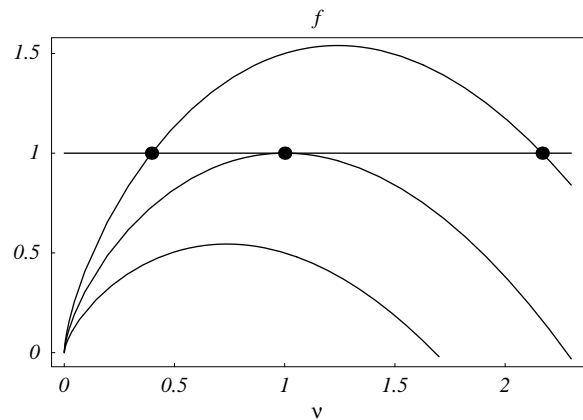


FIG. 2: Plot of the Bernoulli function $f(\nu)$ defined in Eq. (12) for Bose-Einstein condensates ($\alpha = 1$). The function is plotted for three q parameters. Fluid mechanics implies that f equals unity for a stationary one-dimensional flow. The top curve ($q = 2$) crosses the line where $f = 1$ at two points, defining a subsonic ($\nu < 1$) and a supersonic ($\nu > 1$) regime. The central curve ($q = 3/2$) corresponds to the sonic horizon where the fluid moves with the local speed of sound ($\nu = 1$). For the lower curve ($q = 1$) no stationary flow exists.

$$q_c = 1 + \frac{\alpha}{2}. \quad (15)$$

For $q < q_c$ the curve of $f(\nu)$ lies below unity and therefore no stationary flow exists, whereas for $q > q_c$ the gas establishes two solutions, a subsonic and a supersonic regime. Which one of the two regimes is realized depends on the evolution of the flow. An initially subsonic gas stream stays subsonic until the flow reaches the local speed of sound. In order to find out how the gas proceeds beyond the sonic horizon, we expand q and ν in the vicinity of their critical values

$$q = q_c + \delta q, \quad \nu = \pm 1 + \delta \nu. \quad (16)$$

We obtain from the scaled Bernoulli equation (11) with the definitions (12) and (13), to lowest order in δq and $\delta \nu$,

$$\delta q = \frac{2\alpha}{2+\alpha} (\delta \nu)^2. \quad (17)$$

Consequently, q reaches a minimum at the critical parameter, which is consistent with the result that for $q < q_c$ no solution exists. Near a minimum of the q parameter, δq depends quadratically on the distance from the sonic horizon, assuming that the second derivative of q does not vanish, which is usually the case in practice. Therefore, $\delta \nu$ is proportional to the distance. Consequently, if the flow reaches the local speed of sound the gas cannot instantly retreat to subsonic speed. The flow becomes supersonic. Similarly, a supersonic flow will become subsonic when q reaches q_c . Sonic horizons are usually transsonic.

C. Horizons

The flow reaches the speed of sound when the q parameter is both minimal and equal to q_c . The latter condition determines how the system parameters should be adjusted or how they adjust themselves for stationary transsonic flow. If the q parameter at the minimum exceeds q_c , a stationary subsonic flow exists and therefore the gas does not become supersonic. If $q < q_c$ the driving piston compresses the gas such that q evolves to reach q_c . The minimum of q depends on the way how the system parameters vary in Eq. (13). If the potential is constant, as in the traditional one-dimensional gas flow [11, 20], the q parameter is minimal when the area A reaches a minimum, *i.e.* at the waist of the nozzle. Suppose that both the potential U and the area A vary, with

$$U = -\frac{V_0}{A^\beta}. \quad (18)$$

For example, the intensity of a Gaussian light beam, used to confine the flowing condensate, is inversely proportional to the area A . Since the optical potential is proportional to the light intensity we get $\beta = 1$. We obtain from the requirement that $\partial q/\partial A$ vanishes the critical area

$$A_c = \left(\frac{\alpha\beta - 2\alpha + 2\beta}{2\alpha} \frac{V_0}{\mu} \right)^{1/\beta}. \quad (19)$$

For a Gaussian light beam confining a Bose-Einstein condensate we get

$$A_c = \frac{V_0}{2\mu}. \quad (20)$$

Transitions from subsonic to supersonic speed and vice versa occur at a specific confining area. Therefore, a Gaussian beam establishes two sonic horizons around its waist, if any, see Fig. 3.

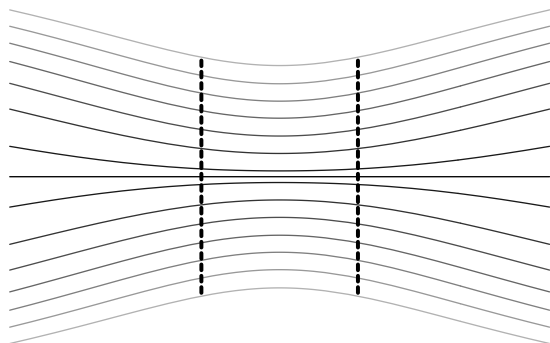


FIG. 3: A Gaussian light beam may both guide and focus the condensate, appearing as the optical analogue of the de Laval nozzle. However, as we have shown, the interplay between longitudinal confinement and transversal forces will establish two horizons, if any, *i.e.* a natural double de Laval nozzle [6].

D. Critical potential

In the case when the effective confining area A stays constant along the gas flow, but the potential varies, the sonic horizon occurs at the potential maximum U_m , provided that q can adjust to q_c by changing the chemical potential μ such that

$$\frac{\mu - U_m}{m} \left(\frac{A}{Q} \frac{\sqrt{\alpha}}{\sqrt[3]{G}} \right)^{\alpha/(1+\alpha/2)} = 1 + \frac{\alpha}{2}, \quad (21)$$

as we obtain from Eqs. (13) and (15). For example, a driving piston compresses the gas until it reaches a stationary flow where it breaks the speed of sound at the potential maximum. The compression involves changing the energy of the gas, *i.e.* the chemical potential. In the case the potential barrier is too shallow, *i.e.* below a critical value U_c , supersonic flow will not occur. To give an indication of the required potential height we calculate how the critical U_c depends on the initial conditions.

Initially, the potential is zero and the gas flows with velocity v_0 . We read off the chemical potential μ from the Bernoulli equation (4) and express μ in terms of the initial speed of sound, c_0 , and the initial (subsonic) Mach number ν_0 ,

$$\mu = mw_0 + \frac{m}{2}v_0^2 = \frac{mc_0^2}{\alpha} \left(1 + \frac{\alpha}{2}\nu_0^2 \right). \quad (22)$$

We obtain the initial q parameter by solving the scaled Bernoulli equation (11) for q . We express the solution in terms of the chemical potential (22) and get

$$q_0 = \nu_0^{-\alpha/(1+\alpha/2)} \left(1 + \frac{\alpha}{2}\nu_0^2 \right) = \nu_0^{-\alpha/(1+\alpha/2)} \frac{\alpha\mu}{mc_0^2}. \quad (23)$$

Equation (13) implies that $q_c/q_0 = (\mu - U_c)/\mu$ for constant A , which gives

$$U_c = \mu \left(1 - \frac{q_c}{q_0} \right) = \frac{mc_0^2}{\alpha} \eta, \\ \eta = 1 + \frac{\alpha}{2}\nu_0^2 - \left(1 + \frac{\alpha}{2} \right) \nu_0^{\alpha/(1+\alpha/2)}. \quad (24)$$

For $0 \leq \nu_0 \leq 1$ we get $1 \geq \eta \geq 0$ such that the critical potential does not exceed the initial internal energy of the gas $mw_0 = \mu - mv_0^2/2 = mc_0^2/\alpha$. Formula (24) determines the critical potential (1) in the case of Bose-Einstein condensates where $\alpha = 1$.

E. Hawking temperature

The transsonic quantum gas generates the equivalent of Hawking radiation, a thermal cloud of atoms with the effective temperature [2]

$$T = \frac{\hbar\omega_0}{2\pi k_B} \left. \frac{\partial(v \mp c)}{\partial x} \right|_{\text{horizon}}, \quad (25)$$

where the sign is chosen as the opposite sign of the Mach number at the horizon. The Hawking temperature thus depends on the gradient of the flow speed and of the local speed of sound. Both can be expressed in terms of changes in the Mach number ν . We obtain from Eq. (9) and the definition of the Mach number

$$\delta c = -\frac{\alpha c}{2 + \alpha} \frac{\delta \nu}{\nu}, \quad \delta v = \nu \delta c + c \delta \nu = \frac{2c}{2 + \alpha} \delta \nu. \quad (26)$$

Close to the maximum, we represent the potential as

$$U \sim U_m - \frac{m\omega_0^2}{2} (\delta x)^2. \quad (27)$$

We express $\delta \nu$ in terms of δx , using the relation (17) and the definition (13) of the q parameter for constant A ,

$$(\delta \nu)^2 = \frac{2 + \alpha}{2\alpha} \frac{\omega_0^2}{2} \left(\frac{A}{Q} \frac{\sqrt{\alpha}}{\sqrt[3]{G}} \right)^{\alpha/(1+\alpha/2)} (\delta x)^2, \quad (28)$$

and apply the relationship (9) between the local speed of sound and the Mach number, which gives

$$\delta v \mp \delta c = \frac{\sqrt{2 + \alpha}}{2} \omega_0 \delta x. \quad (29)$$

In this way we arrive at the Hawking temperature

$$T = \frac{\hbar \omega_0}{2\pi k_B} \frac{\sqrt{2 + \alpha}}{2}. \quad (30)$$

Our result (2) for Bose-Einstein condensates follows for $\alpha = 1$. The Hawking temperature is proportional to the characteristic frequency ω_0 that describes the curvature of the potential. (ω_0 is the oscillation frequency of an inverted harmonic oscillator fitted to the potential at the maximum.) The factor $\sqrt{2 + \alpha}/2$ depends on the equation of state. No other hydrodynamic properties of the quantum gas contribute to the Hawking temperature.

III. NUMERICAL SIMULATION

We tested the predictions of our hydrodynamic theory with numerical simulations of the Gross-Pitaevskii equation [9]

$$i\hbar \frac{\partial \psi}{\partial t} = -\frac{\hbar^2}{2m} \frac{\partial^2 \psi}{\partial x^2} + g_A |\psi|^2 \psi + V \psi \quad (31)$$

for the macroscopic wave function ψ of the condensate averaged over the longitudinal area. Here g_A refers to the effective s-wave scattering coupling constant that has been averaged similarly. The potential V consists of the sum of two parts, the confining potential U and the potential of the optical piston W that is used to drive the condensate from the right to the left over the potential barrier to supersonic speed. The condensate is initially confined between the barrier and the piston. For the simulations we made the Gross-Pitaevskii equation (31)

dimensionless such that $\hbar = m = g_A = 1$, by appropriately changing the scales of length, time and atomic density. We used the potentials $U = \frac{1}{2} \exp(-0.125^2 x^2)$ and $W = 5 [1 + \frac{1}{2} \tanh(x - x_p - v_p t)]$ where x_p is the initial position of the piston and v_p is its velocity. The initial condensate state at $t = 0$ is first determined using the Thomas-Fermi approximation [9] and then propagated in negative imaginary time in the reservoir between the potential barrier and the piston in order to find the lowest energy state for the initial potential. Finally, it is given a “kick” to match its velocity with the piston speed by multiplying it by a term $\exp[-iv_p x^2/(2x_p)]$. We used a perfectly-matched layer [21] to simulate the expansion of the supersonic gas into empty space on the left edge of the computational domain. The Gross-Pitaevskii equation is solved via a Crank-Nicolson discretization and the use of the tridiagonal matrix algorithm (Thomas algorithm) [22]. Figure 4 shows the density profile of the evolving condensate.

When the gas has reached a quasi-stationary regime, we compared the density profile with our hydrodynamic theory for stationary flow. According to this theory, the profile of the Mach number, satisfying the relations (11) and (12), depends on the shape of the potential and on two additional parameters, the chemical potential μ and the ratio of the area A and the discharge Q . Equation (21) connects the parameters and relates them to the maximum of the potential barrier. Effectively, only one independent parameter remains, say the chemical potential μ . We determined this parameter by fitting the density profile of the hydrodynamic theory, Eq. (10), to the numerical simulations with $\rho = |\psi|^2$ in the quasi-

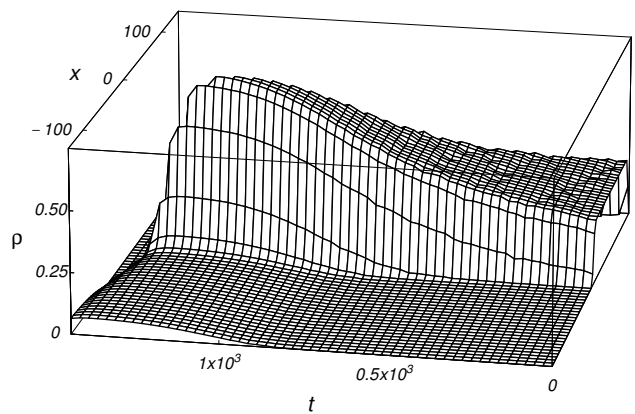


FIG. 4: Result of the numerical simulation: Density profile of the evolving condensate in dimensionless units. The optical piston compresses the condensate and pushes it over the potential barrier, as indicated in Fig. 1. Here the condensate becomes supersonic and its density drops dramatically. The process continues until the reservoir between piston and barrier runs out of atoms. Our numerical simulations indicate that the one-dimensional transsonic flow is stable, *i.e.* one-dimensional sonic black holes should be observable without being obscured by instabilities.

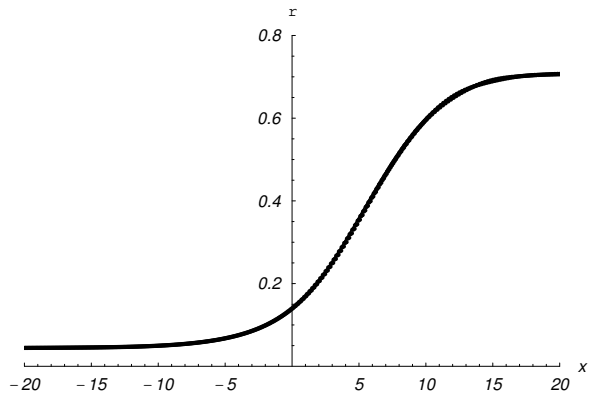


FIG. 5: Fit of the theoretical predictions with numerical simulations. The figure shows the density profile in dimensionless units around the sonic horizon at $x = 0$. The theoretical curve (solid line) is nearly indistinguishable from the numerical simulation data (points). In the computation we assumed a piston velocity $v_p = 0.1$ in dimensionless units and fitted the chemical potential μ to the density profile. A value of $\mu = 0.75$ was found to give an excellent fit.

stationary regime. We found excellent agreement, see Fig. 5. We also observed that the one-dimensional supersonic flow is stable, in agreement with an earlier theoretical prediction [12].

IV. SUMMARY

We developed a hydrodynamic theory to describe the stationary flow of a quasi one-dimensional quantum gas. The gas is subject to an external potential that may vary in longitudinal direction and is confined to transversal areas that may vary as well, in general. We determined the general conditions for supersonic flow and calculated the Hawking temperature of the sonic horizon for the particular case of a constant area. Numerical simulations support our hydrodynamic theory. Our results indicate that the Hawking effect seems observable using Bose-Einstein condensates confined to a waveguide.

Our paper was supported by the ESF Programme Cosmology in the Laboratory, the Marie Curie Programme of the European Commission, the Hungarian Scientific Research Fund (contract No. T43287), the Hungarian Academy of Sciences (Bolyai Ösztöndíj), the Leverhulme Trust, and the Engineering and Physical Sciences Research Council.

-
- [1] W. G. Unruh, Phys. Rev. Lett. **46**, 1351 (1981).
- [2] M. Visser, Class. Quant. Grav. **15**, 1767 (1998).
- [3] For fluids with vorticity see S. E. P. Bergliaffa, K. Hibberd, M. Stone, and M. Visser, Physica D **191**, 121 (2004).
- [4] S. M. Hawking, Nature (London) **248**, 30 (1974); Commun. Math. Phys. **43**, 199 (1975).
- [5] R. Brout, S. Massar, R. Parentani, and Ph. Spindel, Phys. Rep. **260**, 329 (1995).
- [6] M. Novello, M. Visser, and G. E. Volovik (editors), *Artificial Black Holes* (World Scientific, Singapore, 2002).
- [7] D. R. Tilley and J. Tilley, *Superfluidity and Superconductivity* (IOP Publishing, Bristol, 1996).
- [8] G. E. Volovik, *The Universe in a Helium Droplet* (Clarendon Press, Oxford, 2003).
- [9] L. P. Pitaevskii and S. Stringari, *Bose Einstein Condensation* (Clarendon Press, Oxford, 2003).
- [10] L. J. Garay, J. R. Anglin, J. I. Cirac, and P. Zoller, Phys. Rev. Lett. **85**, 4643 (2000); Phys. Rev. A **63**, 023611 (2001).
- [11] M. Sakagami and A. Ohashi, Prog. Theor. Phys. **107**, 1267 (2002); C. Barcelo, S. Liberati, and M. Visser, Int. J. Mod. Phys. A **18**, 3735 (2003).
- [12] U. Leonhardt, T. Kiss, and P. Ohberg, Phys. Rev. A **67**, 033602 (2003).
- [13] U. Leonhardt, T. Kiss, and P. Ohberg, J. Opt. B **5**, S42 (2003).
- [14] P. O. Fedichev and U. R. Fischer, Phys. Rev. Lett. **91**, 240407 (2003); *ibid.* **92**, 049901 (2004); Phys. Rev. D **69**, 064021 (2004); Phys. Rev. A **69**, 033602 (2004).
- [15] A. E. Leanhardt, T. A. Pasquini, M. Saba, A. Schirotzek, Y. Shin, D. Kielpinski, D. E. Pritchard, and W. Ketterle, Science **301**, 1513 (2003).
- [16] R. Folman, P. Krüger, D. Cassettari, B. Hessmo, Th. Maier, and J. Schmiedmayer, Phys. Rev. Lett. **84**, 4749 (2000); H. Ott, J. Fortágh, G. Schlotterbeck, A. Grossmann, and C. Zimmermann, *ibid.* **87**, 230401 (2001); W. Hänsel, P. Hommelhoff, T. W. Hänsch, Nature **413**, 498 (2001).
- [17] J. Denschlag, D. Cassettari, and J. Schmiedmayer, Phys. Rev. Lett. **82**, 2014 (1999).
- [18] A. Görlitz, J. M. Vogels, A. E. Leanhardt, C. Raman, T. L. Gustavson, J. R. Abo-Shaer, A. P. Chikkatur, S. Gupta, S. Inouye, T. Rosenband, and W. Ketterle, Phys. Rev. Lett. **87**, 130402 (2001).
- [19] Y. Shin, M. Saba, A. Schirotzek, T. A. Pasquini, A. E. Leanhardt, D. E. Pritchard, and W. Ketterle, Phys. Rev. Lett. **92**, 150401 (2004); Y. Shin, M. Saba, T. A. Pasquini, W. Ketterle, D. E. Pritchard, and A. E. Leanhardt, *ibid.* **92**, 050405 (2004).
- [20] L. D. Landau and E. M. Lifshitz, *Fluid Mechanics* (Pergamon, Oxford, 1982).
- [21] C. Farrell and U. Leonhardt, arXiv:cond-mat/0404020.
- [22] W. H. Press, S. A. Teukolsky, W. T. Vetterling, B. P. Flannery, *Numerical Recipes* (Cambridge University Press, Cambridge, 1992).