

The Origin of the Fragile-to-Strong Crossover in Liquid Silica as Expressed by its Potential Energy Landscape

A. Saksengwijit, J. Reinisch, and A. Heuer
 Westfälische Wilhelms-Universität Münster,
 Institut für Physikalische Chemie
 and International Graduate School of Chemistry
 Corrensstr. 30, 48149 Münster, Germany
 (Dated: March 22, 2024)

The origin of the fragile-to-strong crossover in liquid silica is characterized in terms of properties of the potential energy landscape (PEL). Using the standard BKS model of silica we observe a low-energy cuto of the PEL. It is shown that this feature of the PEL is responsible for the occurrence of the fragile-to-strong crossover and may also explain the avoidance of the Kauzmann paradox. The number of defects, i.e. deviations from the ideal tetrahedral structure, vanishes for configurations with energies close to this cuto. This suggests a structural reason for this cuto.

PACS numbers: 64.70.Pf, 65.40.Gr, 66.20.+d

Understanding the properties of liquid silica is of utmost importance due to its enormous technological and scientific relevance. In the Angell [1] classification scheme it is a very strong glass, i.e. displaying an Arrhenius temperature dependence of its transport observables like viscosity or diffusivity. Furthermore one may expect that as a typical network-forming system it shares properties with other network-formers like water. Indeed, recently it has been pointed out that anomalies like negative thermal expansion, isobaric heat capacity minima and isothermal compressibility minima occur in water as well as in simulated liquid silica [2, 3, 4].

The experimental oxygen diffusion constant $D(T)$ behaves like $D_0 \exp(-E_a/k_B T)$ with $D_0 = 2.6 \text{ cm}^2/\text{s}$ [5]. For a microscopic hopping time of $\tau_0 = 10^{-13} \text{ s}$ and a typical length scale of $a = 2 \text{ Å}$ one would expect $D_0 a^2 = (6 \times 10^{-3} \text{ cm}^2/\text{s})$. This discrepancy of some orders of magnitude could be rationalized if for temperatures above the region, which is accessible in most experiments, the diffusivity $D(T)$ would show deviations from the Arrhenius behavior. Indeed, from experiments [6] as well as from simulations [7] this so-called "fragile-to-strong" crossover (FSC) has been found for silica in a temperature range around $T_{\text{FSC}} \approx 3500 \text{ K}$. A similar scenario has been discussed for water [8] and BeF_2 [9]. It has been speculated that the occurrence of a FSC is directly related to the presence of polyamorphism [10, 11].

In recent years the analysis of the potential energy landscape (PEL) became an indispensable tool to elucidate the thermodynamics and dynamics of many different supercooled liquids [11, 12, 13, 14, 15, 16, 17, 18, 19, 20, 21, 22, 23]. The dynamics of the total system is represented as the dynamics of a point in the high-dimensional configurational space. In particular, the thermodynamics can be expressed in terms of the distribution of the inherent structures (minima of the PEL) [14, 24]. It was also possible to express the long-range dynamics, i.e. the diffusivity, in terms of PEL-characteristics [20, 25]. Thus the phenomenon of the FSC should be reflected by properties of the PEL. Actually, for liquid silica it

has been shown that around T_{FSC} the temperature dependence of the average inherent structure energy and, correspondingly, the configurational entropy $S_c(T)$ shows an inflection point [11]. This has direct consequences for the Kauzmann paradoxon. Extrapolating the $S_c(T)$ -dependence for $T > T_{\text{FSC}}$ to lower temperatures one would obtain $S_c(T_K) = 0$ for a finite temperature T_K , the Kauzmann temperature. The inflection point around $T = T_{\text{FSC}}$ suggests that $S_c(T) > 0$ for all temperatures. Thus it is speculated that "the FSC and the Kauzmann paradox are fundamentally interrelated phenomena" [11]. In this work we will show that this is indeed the case and suggest the underlying reason for both properties.

For the modelling of silica we use the standard BKS potential [26]. As compared to the standard choice we employ a somewhat larger cuto-radius of 8.5 Å for the short-range interaction to avoid energy drifts. Simulations are performed in the NVE ensemble with periodic boundary conditions, using a density of $\rho = 2.30 \text{ g/cm}^3$. The lowest simulated temperature was 2800 K . In recent years the concept of metabasins (MB) has been introduced as an appropriate way of coarse-graining the configuration space [27, 28, 29]. On a qualitative level, adjacent inherent structures between which the system performs back-and-forth jumps are merged together to one MB (see [22] for a precise definition). The energy of a MB is defined as the energy of the inherent structure with the lowest energy. Whereas for the thermodynamics the distinction between inherent structures and MBs is not relevant, the relation to the dynamics is much simpler in terms of MBs. For a binary Lennard-Jones system it could be shown that the average residence time in a MB but not that in an inherent structure is directly proportional to the inverse diffusion constant [25].

To characterize the PEL it is crucial to analyse rather small system sizes with periodic boundary conditions [22, 30]. Otherwise, interesting aspects may be simply averaged out, as shown below. For this purpose one may look for the minimum system size without any significant finite size effects. For a binary Lennard-Jones system it

could be shown that starting from circa 65 particles no finite-size effects are present for the range of temperatures accessible to computer simulations [31]. For BK S silica it is known that the diffusion constant becomes constant only for system sizes of more than 1000 particles [32]. We have calculated the incoherent scattering function $S(q_{\text{max}}; t)$ for system sizes ranging from 60 to 1000 at $T = T_c$. It turns out that they all have identical non-exponential relaxation behavior in the β -regime except for simple scaling (e.g. $(N = 99) = (N = 1000)^{-3}$); see inset of Fig.1. This is a first hint that the transport behavior is identical for all system sizes in this range. In what follows we report simulations for $N = 99$ (denoted as BK S99).

The temperature dependence of the oxygen diffusion constant $D(T)$ of BK S99 is shown in Fig.1a. It displays the same FSC as the macroscopic system with Arrhenius behavior below 3500 K and a very similar low-temperature activation energy (4.9 eV). In Fig.1b we show the average energy of MBs $\langle \epsilon(T) \rangle$ and inherent structures $\epsilon_{\text{IS}}(T)$. Furthermore we include the inherent structures energies from Ref. [11] where a much larger BK S silica system ($N = 1332$) with slightly different cut-off conditions and nearly the same density ($\rho = 2.31 \text{ g cm}^{-3}$) has been simulated. The temperature dependence is nearly identical for all three curves and has a change in slope around T_{FSC} . We note in passing that the temperature dependence of the dynamic heterogeneities in real space does not show any anomalies around T_{FSC} [33].

So far we have reproduced the temperature dependence of the dynamics (FSC) and thermodynamics (infection in $\langle \epsilon(T) \rangle$, related to the Kauzmann paradox) for BK S99. Going beyond previous work the main goal of this work is to analyse the relevant observables in terms of energy. From this we will uniquely identify a common origin of the FSC and the infection in $\langle \epsilon(T) \rangle$: just around T_{FSC} the system approaches the low-energy end of the PEL.

One of the most fundamental energy-dependent quantities is the density of MBs $G(\epsilon)$. In a first step we record the distribution of MBs $p(\epsilon; T)$ at different temperatures. In case that anharmonicities are small or do not strongly depend on temperature one has $p(\epsilon; T) \propto G(\epsilon) \exp(-\epsilon/k_B T)$ with $\epsilon = 1/(k_B T)$ or, equivalently, $G(\epsilon) \propto p(\epsilon; T) \exp(\epsilon)$ [14, 15]. Thus via reweighting it is possible to extract $G(\epsilon)$ from $p(\epsilon; T)$ apart from a proportionality constant. Actually, for $T > 5000 \text{ K}$ this reweighting breaks down because of anharmonicities. We have estimated the proportionality constant from the condition that for $T = 5000 \text{ K}$ the configurational entropy is identical to the value of 6.8 J/(mol K) , reported in [11]. The resulting energy-distribution $G(\epsilon)$ is shown in Fig.2. It is possible to fit $G(\epsilon)$ with a gaussian $G(\epsilon) = c \exp(-(\epsilon - \epsilon_0)^2/(2\sigma^2)) = \frac{1}{\sigma\sqrt{2\pi}} \exp(-\frac{(\epsilon - \epsilon_0)^2}{2\sigma^2})$ with $c = 10^{49}$, $\sigma^2 = 12 \text{ eV}^2$, and $\epsilon_0 = 1867.2 \text{ eV}$. In analogy to the binary Lennard-Jones system the distribution is gaussian within statistical errors.

Naturally, during our simulations we find a lowest MB

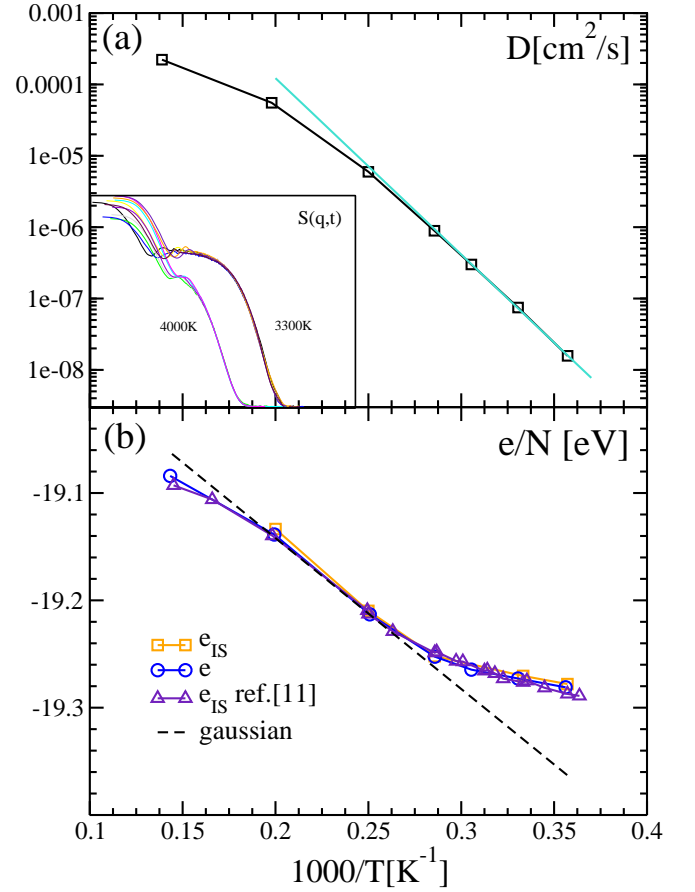


Figure 1: (a) Temperature dependence of the oxygen diffusion constant for BK S99. In the inset the incoherent scattering function $S(q_{\text{max}} = 1.7 \text{ \AA}^{-1}; t)$ is shown at $T = 3300 \text{ K}$ and 4000 K for system sizes between 60 and 1000 and after scaling along both axes. (b) Temperature dependence of the average energy of MBs $\langle \epsilon(T) \rangle$, the average energy of inherent structures $\epsilon_{\text{IS}}(T)$. Included are data from Ref. [11], shifted by 0.06 eV . The broken line describes the gaussian approximation with parameters obtained from Fig.2.

energy, which we denote as ϵ_c ($\epsilon_c = 1910.7 \text{ eV}$). In principle there are two possible scenarios for this cutoff: (1) The density of states $G(\epsilon)$ is also Gaussian for $\epsilon < \epsilon_c$. These states, however, are not found due to finite simulation times. The resulting distribution is denoted $G_1(\epsilon)$. (2) The number of states below ϵ_c is much smaller than predicted by the Gaussian extrapolation such that ϵ_c can be basically regarded as a low-energy cutoff of the energy landscape (denoted $G_{\text{cutoff}}(\epsilon)$). To falsify scenario (1) we assume the validity of $G_1(\epsilon)$. In a first step one can compare the average energy with the gaussian prediction $\langle \epsilon(T) \rangle = \epsilon_0 + \frac{1}{2} \sigma^2 / T$ [14, 15]. It is included in Fig.1b. One can clearly see the deviations for $T < 4000 \text{ K}$, indicating that the description by a gaussian breaks down at low energies. Actually, the deviations at high temperatures are due to anharmonicities. An even closer analysis can be performed by comparing the whole distribution $p(\epsilon; T)$, obtained from our simulations, with

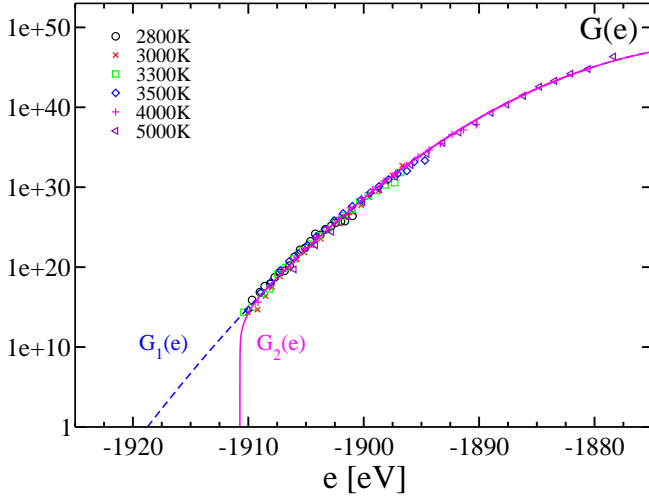


Figure 2: The energy distribution $G(e)$, obtained from reweighting of $p(e;T)$ for temperatures between 2800 K and 5000 K. The resulting Gaussian-type $G_1(e)$ and $G_2(e)$ are included (see text).

$p_1(e;T) / G_1(e) \exp(-e)$. This comparison is shown in Fig.3. The dramatic difference between $p_1(e;T=2800\text{ K})$ and $p(e;T=2800\text{ K})$ again shows that the Gaussian extrapolation is not valid. Actually, this difference can be also expressed by stating that more than 100 MBs with energies below e_c should have been found during our simulation time of 120 ns at $T = 2800\text{ K}$ in case of scenario (1). This quantification, however, is rather involved. Since the discrepancy is already obvious from Fig.3 we defer it to a later publication. In any event, we have to conclude that the appearance of a cutoff is not an artifact but reflects a major depletion of states below e_c as compared to the Gaussian distribution. Actually, using the classification scheme recently introduced by Ruocco et al. this result clearly shows that BKS silica is a "B strong liquid" [34].

Before validating scenario (2) we slightly smear out the cutoff by introducing the distribution $G_2(e) / G_{\text{cutoff}}(e) \tanh((e - e_c)^2/2)$, defined for $e > e_c$ (see Fig.2). As shown in Fig.3 the estimation $p_2(e;T) / G_2(e) \exp(-e)$ reproduces $p(e;T)$ for all temperatures.

This analysis may help to clarify why it is so important to use rather small systems. Based on the assumption that a system of $n = 99$ ($n = 2; 3$) particles is composed of n independent but identical subsets of 99 particles it is possible to estimate $p(e;T=2800\text{ K})$; see inset of Fig.3. Whereas for 99 particles the cutoff can be directly seen from the strongly asymmetric shape of $p(e;T)$, this effect is smeared out for 198 or 297 particles and in the limit of large n , $p(e;T)$ would naturally approach a delta-function. Thus the presence of the cutoff in any subsystem is no longer visible for larger systems. This line of thought explicitly rationalizes the use of small systems.

Whereas for high temperatures the thermodynamics and the dynamics is not influenced by the cutoff at e_c ,

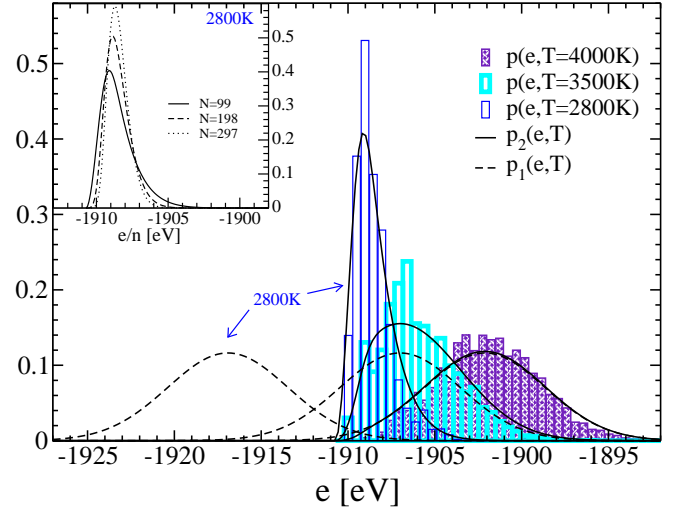


Figure 3: The simulated distribution $p(e;T)$ for $T=2800\text{ K}$, $T=3500\text{ K}$, and $T=4000\text{ K}$. Furthermore we include $p_1(e)$ and $p_2(e;T)$ (for the same three temperatures). Note that $p_1(e;T=4000\text{ K}) \approx p_2(e;T=4000\text{ K})$. In the inset the estimation of $p_2(e;T=2800\text{ K})$ for different system sizes $n=99$ ($n=1,2,3$) is displayed.

a significant impact is expected at low temperatures. As seen from Fig.3 for temperatures below 4000 K the cutoff-population $p(e < e_c;T)$ starts to become relevant, resulting in an increasing difference between $p_1(e;T)$ and $p(e;T)$. This is exactly the temperature range of the FSC. We suggest that this agreement is not coincidental. As shown for the more fragile binary Lennard-Jones system the increase of the apparent activation energy with decreasing temperature can be related to the fact that the system explores lower regions of the PEL at low temperatures for which the local effective saddles to escape the MB are correspondingly higher [22]. Not surprisingly, the same phenomenon is seen for BKS99 (data not shown). Thus the growing influence of the bottom of the PEL with decreasing temperature stops the increase of the apparent activation energy.

What is the microscopic origin of the low-energy cutoff? One may expect that the energy of a structure is correlated with the number of defects, i.e. silicon atoms with three or five oxygens in the nearest neighbor shell or oxygens with one or three silicon atoms. This is suggested by the significant decrease of the number of defects with decreasing temperature, observed in previous simulations [7, 35]. In a first step, we compare the occurrence of defects with the results for BKS8000 [7]. It turns out that the number of different defects of the equilibrium configurations at $T = 4000\text{ K}$ on average agree within a factor of 1.15 with the numbers, reported in [7]. Thus the properties of defects do not show major finite size effects. In a second step we determine the fraction of these defects (nearest neighbor-shell: $r_{\text{Si-O}} < 2.28\text{ \AA}$) for the minimized structures in dependence of energy; see Fig.4. One can clearly see that the fraction of defects

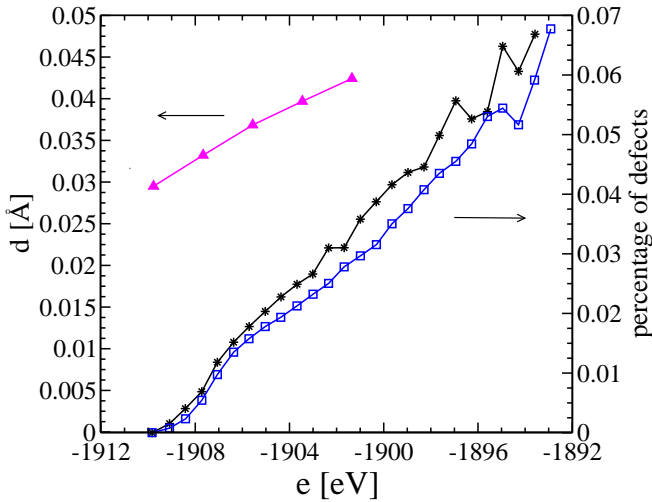


Figure 4: The fraction of silicon (oxygen) atoms with 3 or 5 oxygen (1 or 3 silicon) atoms in the nearest neighbor shell for different temperatures (right axis; silicon: stars; oxygen: squares) and the width of the partial Si-O structure factor for the nearest-neighbor shell (left axis).

varies roughly linearly with energy and approaches zero for configurations around e_c . These configurations, however, are still amorphous. This is checked by calculating the width of the first nearest-neighbor peak of the Si-O partial structure factor for the minimized structures. It is a measure for the degree of disorder in the nearest-neighbor shell. This value only weakly depends on energy; see Fig. 4. We may conclude that the reduction of the number of defects is an efficient way to obtain configurations with lower energy. After reaching configurations with no defects at all there emerges a lower energy limit which cannot be crossed without crystalli-

sation. This suggests a structural reason for this cutoff. In particular this excludes the scenario that the cutoff is a trivial consequence of the fact that for a finite number of MBs (or inherent structures) at some temperature the lowest energy configuration becomes thermodynamically relevant. As seen in Fig. 2 we indeed estimate an exponentially large number of different states around e_c .

This scenario is very different as compared to the fragile binary Lennard-Jones system where $p_1(e; T) \propto p(e; T)$ for all simulated temperatures [25], excluding a PEL cutoff in the accessible energy range. Without network constraints the system can optimize the disordered structure more efficiently to find configurations with even lower energies (see also [35]).

Is it possible that the FSC for macroscopic BKS is of different nature than for BKS99? One might think that for larger systems it is possible to form more low-energy states due to the smaller number of constraints related to the periodic boundary conditions. Then $G(e)$ might extend the gaussian-like behaviour also to lower energies and the temperature dependence of $h_e(T)$ should approach the gaussian limit. Comparison of BKS99 with BKS1332 shows that this effect, if at all, is very small (Fig. 1). Therefore macroscopic BKS not only displays the same phenomenology as BKS99 but very likely also follows similar underlying mechanism.

In summary, for the prototype network former silica we have related the fragile-to-strong crossover as well as the inflection of $h_e(T)$ to the presence of a lower cutoff in the PEL. Since this cutoff is related to structural constraints for disordered structures of a network former, it may be of general nature.

We would like to acknowledge discussions with B. Doliwa and M. Vogel. We thank F. Sciortino and I. Saika-Voivod for sending us the data of Ref. [11].

-
- [1] C. A. Angell, J. Non-Cryst. Solids. 131-133, 13 (1991).
 - [2] K. Volkmayr, W. Kob, and K. Binder, Phys. Rev. B 54, 15808 (1996).
 - [3] I. Saika-Voivod, F. Sciortino, and P. H. Poole, Phys. Rev. E 63, 011202 (2001).
 - [4] M. S. Shell, P. G. Debenedetti, and A. Z. Panagiotopoulos, Phys. Rev. E 66, 011202 (2002).
 - [5] J. C. Mikkelsen, Appl. Phys. Lett. 45, 1187 (1984).
 - [6] K.-U. Hess, D. B. Dingwell, and E. Rossler, Chem. Geol. 128, 155 (1996).
 - [7] J. Horbach and W. Kob, Phys. Rev. B 60, 3169 (1999).
 - [8] C. A. Angell, Annu. Rev. Phys. Chem. 34, 7079 (1983).
 - [9] M. Hemmatti, C. T. Moynihan, and C. A. Angell, J. Chem. Phys. 115, 6663 (2001).
 - [10] F. W. Starr, F. Sciortino, and H. E. Stanley, Phys. Rev. E 60, 6757 (1999).
 - [11] I. Saika-Voivod, P. H. Poole, and F. Sciortino, arXiv:cond-mat/0309481 (2003).
 - [12] F. H. Stillinger and T. A. Weber, Phys. Rev. A 25, 978 (1982).
 - [13] S. Sastry, P. G. Debenedetti, and F. H. Stillinger, Nature 393, 554 (1998).
 - [14] F. Sciortino, W. Kob, and P. Tartaglia, Phys. Rev. Lett. 83, 3214 (1999).
 - [15] S. Buchner and A. Heuer, Phys. Rev. E 60, 6507 (1999).
 - [16] A. Scala, F. W. Starr, E. La Nave, F. Sciortino, and H. E. Stanley, Nature 406, 166 (2000).
 - [17] P. G. Debenedetti and F. H. Stillinger, Nature 410, 259 (2001).
 - [18] D. J. Wales and J. P. K. Doye, Phys. Rev. B 63, 214204 (2001).
 - [19] S. Sastry, Nature 409, 164 (2001).
 - [20] E. La Nave, H. E. Stanley, and F. Sciortino, Phys. Rev. Lett. 88, 035501 (2002).
 - [21] M. S. Shell and P. G. Debenedetti, J. Chem. Phys. 118 (2003).
 - [22] B. Doliwa and A. Heuer, Phys. Rev. E 67, 030501 (2003).
 - [23] I. Saika-Voivod, P. H. Poole, and F. Sciortino, Nature 412, 514 (2001).

- [24] I. Saika-Voivod, F. Sciortino, and P. H. Poole, *Phys. Rev. E* **63**, 011202 (2001).
- [25] B. Doliwa and A. Heuer, *Phys. Rev. E* **67**, 031506 (2003).
- [26] B. W. H. van Beest, G. J. Kramer, and R. A. van Santen, *Phys. Rev. Lett.* **64**, 1955 (1990).
- [27] F. H. Stillinger, *Science* **267**, 1935 (1995).
- [28] S. Buechner and A. Heuer, *Phys. Rev. Lett.* **84**, 2168 (2000).
- [29] T. F. Middleton and D. J. Wales, *Phys. Rev. B* **64**, 024205 (2001).
- [30] D. J. Wales and J. P. K. Doye, *J. Chem. Phys.* **119**, 12409 (2003).
- [31] B. Doliwa and A. Heuer, *J. Phys. C: Cond. Mat.* **15**, S849 (2003).
- [32] J. Horbach, W. Kob, K. Binder, and C. A. Angell, *Phys. Rev. E* **54**, R5897 (1996).
- [33] M. Vogel and S. C. Glotzer, *arXiv:cond-mat/0402427* (2004).
- [34] G. Ruocco, F. Sciortino, F. Zamponi, C. De Michele and T. Scopigno, *arXiv:cond-mat/0401449* (2004).
- [35] I. Saika-Voivod, P. H. Poole, and F. Sciortino, *Phil. Mag.* **48**, 1437 (2004).