

Vanishing Spin-Hall Conductivity in 2D disordered Rashba electron gas

Olga V. Dmitrova

L.D. Landau Institute for Theoretical Physics, Russian Academy of Sciences, Kosygina str. 2, Moscow 119334, Russia
(Dated: April 14, 2024)

For the two-dimensional ideal electron gas with the Rashba spin-orbit interaction and in the presence of non-magnetic short-ranged potential impurities the spin-Hall conductivity σ_{SH} is found by direct microscopic calculation. Within the semiclassical approximation $\hbar = \hbar_F$ and $\hbar = \hbar_F$ the value of σ_{SH} is zero for arbitrary ratio of the spin-orbit splitting and the inverse elastic scattering time $\tau = 1/\tau$.

PACS numbers: 72.25.+b, 72.10.-d, 72.15.Gd, 73.50.Jt

Recently it has been proposed¹ that a dissipationless spin current can be generated in response to an electric field in semiconductors with the spin-orbital interaction. For the case of an ideal two-dimensional (2D) electron gas with the Rashba coupling, Sinova et al.² have found a spin-Hall current of the transverse (z) spin component as a response to an in-plane electric field E , $j^z = \sigma_{SH} E$, with the "universal" (independent upon the spin-orbital band splitting) spin-Hall conductivity $\sigma_{SH} = e/8\hbar$. In the presence of disorder and for the simplest standard model it was demonstrated a cancellation of the spin-Hall effect even in the case of arbitrary weak disorder.^{3,4,5,6} In this communication we provide a fully microscopic calculation of the spin-Hall conductivity for the generalized model of non-parabolic spectrum and arbitrary momentum dependence of the Rashba velocity (1), within the semiclassical theory of disordered conductors, i.e. in the limit $\hbar = \hbar_F$, $\hbar = \hbar_F$. We show, that $\sigma_{SH} = 0$ independently upon the parameter $\hbar = \hbar_F$ similarly to the case of the parabolic spectrum Ref. 3,4,5,6.

2D isotropic Rashba gas is an electron system with the broken inversion symmetry. In this case an electric field perpendicular to the plane could arise. It has no effect on the electron orbital motion but it couples to the electron spin via a relativistic spin-orbit interaction known as the Rashba term. The Hamiltonian of an electron consists of the kinetic energy term and the Rashba term:

$$\hat{H}(\mathbf{p}) = \frac{p^2}{2m} + \alpha(\mathbf{p}) \times \hat{\mathbf{p}}_y \hat{\mathbf{p}}_x; \quad (1)$$

where \mathbf{p} is the Rashba velocity, $\hat{\mathbf{p}}_i$ ($i = x, y, z$) are the Pauli matrices and i, j are the spin indices. The Hamiltonian (1) can be diagonalized by the unitary matrix:

$$U(\mathbf{p}) = \frac{1}{\sqrt{2}} \begin{pmatrix} 1 & 1 \\ ie^{i\varphi_p} & ie^{-i\varphi_p} \end{pmatrix}; \quad (2)$$

where φ_p is the angle between the momentum \mathbf{p} of the electron and the x-axis, with the eigenvalues:

$$(\mathbf{p}) = (\mathbf{p}) \pm p(\mathbf{p}); \quad (3)$$

The eigenvalues ± 1 of the chirality operator and \mathbf{p} constitute the quantum numbers of an electron state

$(\mathbf{p}; \pm)$. Fermi circles of the Rashba gas with the different chiralities are split: $p_F^\pm = p_F(1 \pm \alpha(\mathbf{p}_F)/v(\mathbf{p}_F))$, where Fermi momentum p_F solves the equation: $\mu = \epsilon(\mathbf{p}_F)$, where μ is the chemical potential; $v(\mathbf{p}) = d\epsilon(\mathbf{p})/dp$ is the band velocity of the electron. The electron velocity in the chiral state is $\mathbf{v}(\mathbf{p}) = \mathbf{v}(\mathbf{p})$. We assume $\mathbf{v}(\mathbf{p}_F) = v(\mathbf{p}_F)$, and neglect corrections of the order $\alpha(\mathbf{p}_F)/v(\mathbf{p}_F)$. The spin-orbital splitting is then: $\Delta = 2p_F \alpha(\mathbf{p}_F)$. The density of states on the two Fermi circles differs as: $\rho = \rho_F(1 \pm \alpha(\mathbf{p}_F)/v(\mathbf{p}_F))$, where $\rho_F = p_F/2\pi v(\mathbf{p}_F)$. Contrary to the case of the parabolic spectrum and Rashba velocity independent on the momentum, for the generalized model (1) the Fermi velocities are different on the two Fermi circles: $v_F^\pm = 2p_F \frac{dp_F}{m v_F} \pm 1 \pm 2p_F \frac{d\alpha(\mathbf{p}_F)}{dp_F}$. In the following we use the units where $\hbar = 1$.

We consider the 2D ideal (non-interacting electrons) Rashba electron gas with the Hamiltonian:

$$\hat{H}_R = \sum_{\mathbf{p}} a^\dagger(\mathbf{p}) \hat{H}(\mathbf{p}) a(\mathbf{p}); \quad (4)$$

at zero temperature. $a^\dagger(\mathbf{p})$ and $a(\mathbf{p})$ are the electron creation and annihilation operators. Electromagnetic vector potential \mathbf{A} couples to the orbital motion of the electron according to the transformation: $\mathbf{p} \rightarrow \mathbf{p} - e\mathbf{A}/c$, in the Hamiltonian (1). Variation of the Hamiltonian (4) with respect to \mathbf{A} gives the electric current operator: $\hat{\mathbf{j}} = \sum_{\mathbf{p}} a^\dagger(\mathbf{p}) (\hat{\mathbf{j}}) a(\mathbf{p})$, where the one-particle current operator reads (it is actually a velocity $\hat{\mathbf{j}} = e\mathbf{v}$):

$$(\hat{\mathbf{j}})(\mathbf{p}) = e v(\mathbf{p}) \frac{\mathbf{p}}{p} + \frac{d(\mathbf{p} \cdot \alpha(\mathbf{p}))}{dp} \mathbf{z} \otimes \mathbf{i}; \quad (5)$$

with $\mathbf{z} = x, y$ being the spatial index and $\mathbf{z} \otimes \mathbf{i}$ is the 3D totally antisymmetric tensor.

Under the non-uniform SU(2) electron spinor transformation: $a(\mathbf{x}) \rightarrow U(\mathbf{x})a(\mathbf{x})$, the Hamiltonian (4) becomes dependent on the SU(2) "spin electromagnetic" vector potential $\hat{\mathbf{A}} = A^0 \otimes 0 + A^i \otimes \hat{\mathbf{p}}_i$, where A^0 coincides with the physical electromagnetic potential and $A^i = i \text{Tr}(\hat{\mathbf{U}}^\dagger \otimes \hat{\mathbf{U}}) = 2$. Although this latter potential is a pure gauge and has no physical consequences, variation of the Hamiltonian (4) with respect to it defines the spin current of i-component of the spin along

the direction : $\hat{j}^i = \frac{1}{p} a^y(\mathbf{p}) (\hat{j}^i)_a(\mathbf{p})$, where the one-particle spin current operator reads:

$$(\hat{j}^i)_a(\mathbf{p}) = v(\mathbf{p}) \frac{p_i}{p} + \frac{d(p_i(\mathbf{p}))}{dp} z_i : \quad (6)$$

Our definition of the spin current (6) coincides with the definition followed in Ref. 8: $\hat{j}^i = (\hat{v}^i + \hat{v}^i) = 2$, but differs from the definition followed in Refs.^{1,2,3} by a factor 2, which makes our value of the spin-Hall conductivity being twice as big as that in the literature.^{1,2,3}

The interaction of electron with short-ranged non-magnetic impurities at positions \mathbf{R}_i , enumerated by the index i , is described by the impurity Hamiltonian:

$$\hat{H}_{\text{imp}} = \sum_i \int d\mathbf{r} u(\mathbf{r} - \mathbf{R}_i) a^\dagger(\mathbf{r}) a(\mathbf{r}) d^2\mathbf{r}; \quad (7)$$

where $u(\mathbf{r})$ is a short-range impurity potential. We assume it to be sufficiently weak in order for the Born approximation to be valid. In this limit the impurity model (7) is equivalent to the model of the Gaussian random potential. We expand the electron Green function averaged over the realizations of the disorder potential perturbatively in power of the Hamiltonian (7) using the diagrammatic procedure⁹. It is a sum of diagrams where a chain of electron bare Green functions is separated by impurity "crosses". Two "crosses" are connected by the averaged impurity line: $n_{\text{imp}} u^2 = 1 = 2$, where n_{imp} is the density of impurities, and τ is the scattering mean free time. A "cross" does not change the electron spin and the electron frequency since the electron scattering on impurity is elastic. Therefore the impurity line carries zero frequency. Diagrams with crossings of two or more impurity lines are small as powers of the ratio $1 = \tau_F \rightarrow 1$. The averaged Green function is a two by two matrix in the spin space and it is a solution of the Dyson equation:

$$G^{-1}(\mathbf{p}) (\mathbf{p}) + h(\mathbf{p}) = \frac{n_{\text{imp}} u^2}{V} \sum_{\mathbf{p}^0} G(\mathbf{p}^0); \quad (8)$$

It can be conveniently transformed into the chiral basis by the unitary matrix $U(\mathbf{p})$ (2). The retarded and the advanced averaged Green functions are diagonal in the chiral basis: $G_0^{(R/A)}(\mathbf{p}) = G^{(R/A)}(\mathbf{p}) \sigma_0$, and the solution to the Dyson Eq. (8) reads⁹:

$$G^R(\mathbf{p}) = \frac{1}{(\mathbf{p}) + i\epsilon = 2} \sigma_0; \quad (9)$$

where ϵ is explicitly independent of the chirality. The advanced Green function is a complex conjugate of the retarded one: $G^A(\mathbf{p}) = f G^R(\mathbf{p}) g$. The Green function in the spin basis is a non-diagonal two by two matrix:

$$G^{(R/A)}(\mathbf{p}) = \begin{pmatrix} 0 & 1 \\ G_{\text{""}}^{(R/A)}(\mathbf{p}) & G_{\text{""}\#}^{(R/A)}(\mathbf{p}) \\ G_{\text{\#""}}^{(R/A)}(\mathbf{p}) & G_{\text{\#}\#}^{(R/A)}(\mathbf{p}) \end{pmatrix} \begin{pmatrix} 1 \\ C \\ A \end{pmatrix}; \quad (10)$$

where (omitting for a moment the frequency and momentum notations):

$$\begin{aligned} G_{\text{""}}^{(R/A)} &= G_{\text{\#}\#}^{(R/A)} = (G_+^{(R/A)} + G_-^{(R/A)}) = 2; \\ G_{\text{""}\#}^{(R/A)} &= i e^{i'p} (G_+^{(R/A)} - G_-^{(R/A)}) = 2; \\ G_{\text{\#""}}^{(R/A)} &= i e^{i'p} (G_+^{(R/A)} - G_-^{(R/A)}) = 2; \end{aligned} \quad (11)$$

with the chiral $G^{(R/A)}$ being defined in Eq. (9).

In order to calculate the current, induced in the electron system by an electric field, we use the Keldysh technique¹⁰. Our result given by the Eq. (14) is well known but we derive it here for consistency. The averaged Keldysh Green function is a four by four matrix $G(\mathbf{p};)$ that can be conveniently factorized into a two by two Keldysh matrix whose elements are matrices in the spin space themselves:

$$\begin{aligned} G_{+} G_{++} &= \frac{1}{1 + N(\mathbf{p})} \begin{pmatrix} N(\mathbf{p}) & N(\mathbf{p}) \\ 1 & N(\mathbf{p}) \end{pmatrix} G^R(\mathbf{p};) + \\ &+ \frac{N(\mathbf{p})}{1 + N(\mathbf{p})} \begin{pmatrix} N(\mathbf{p}) & N(\mathbf{p}) \\ 1 & N(\mathbf{p}) \end{pmatrix} G^A(\mathbf{p};); \end{aligned} \quad (12)$$

where the electron distribution $N(\mathbf{p})$ is proportional to the unit matrix in the spin space.

We choose the gauge for the uniform electric field $\mathbf{E}(t) = \mathbf{E}(\mathbf{p}) e^{-i't}$ to be a time dependent vector potential $\mathbf{A}(t) = \mathbf{A}(\mathbf{p}) e^{-i't}$, where $\mathbf{A}(\mathbf{p}) = i c \mathbf{E}(\mathbf{p})$. Using the Keldysh technique¹⁰ we average the spin current operator over the electron state perturbed by the electromagnetic Hamiltonian: $\hat{H}_{\text{em}} = \frac{1}{c} \int d^2\mathbf{r} \hat{\mathbf{r}} \cdot \mathbf{A}(\mathbf{r})$, in the first order of the perturbation theory. The spin-Hall conductivity σ_{SH} is then found from the relationship: $h_{\text{SH}}^{yz}(\mathbf{p}) = \sigma_{\text{SH}}(\mathbf{p}) E(\mathbf{p})$, as:

$$\sigma_{\text{SH}} = \frac{1}{V} \sum_{\mathbf{p}} \frac{X^Z}{2} \text{Tr} \hat{\mathbf{r}}_y^z(\mathbf{p}) G(\mathbf{p} + \mathbf{p}) \hat{\mathbf{r}}_x^z(\mathbf{p}) G(\mathbf{p}) + \quad (13)$$

where Z is the four by four matrix given by the direct product of the Pauli matrix Z in the Keldysh space and the unit matrix in the spin space, the current operators in Eq. (13) are the direct product of matrices (5, 6) and the unitary matrix in the Keldysh space. Tr in Eq. (13) operates only in the spin space whereas the indices of $+$ element corresponds to the Keldysh space. Substituting the Green function Eq. (12), we obtain:

$$\begin{aligned} \sigma_{\text{SH}}(\mathbf{p}) &= \frac{1}{V} \sum_{\mathbf{p}} \frac{X^Z}{2} \text{Tr} \hat{\mathbf{r}}_y^z(\mathbf{p}) N(\mathbf{p} + \mathbf{p}) \\ &+ G^R(\mathbf{p} + \mathbf{p}) \hat{\mathbf{r}}_x^z(\mathbf{p}) N(\mathbf{p}) G^R(\mathbf{p}) G^A(\mathbf{p}) \\ &+ G^R(\mathbf{p} + \mathbf{p}) \hat{\mathbf{r}}_x^z(\mathbf{p}) N(\mathbf{p}) G^R(\mathbf{p}) G^A(\mathbf{p}) \quad (14) \end{aligned}$$

where the brackets indicate averaging over the disorder. In the non-crossing approximation the average in Eq. (14) is given by the sum of the one-loop and the ladder diagrams shown in Figs. 1, 2.

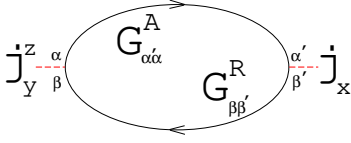


FIG. 1: The spin-Hall conductivity is given by a one-loop diagram.

First, we calculate the one-loop diagram Fig. 1 and denote this part of the spin-Hall conductivity as σ_{SH}^0 . It corresponds to the Eq. (14) with all Green functions being substituted by the averaged Green functions (9). The second line in Eq. (14) contains the imaginary part of the Green function $G^R(\mathbf{p})$ and the corresponding integral is convergent, therefore we change to in this second line. At $T = 0$ the Fermi-Dirac distribution function reads: $N(\epsilon) = \theta(\epsilon_F - \epsilon)$. We take the integral over and in the zero-frequency limit $\omega \rightarrow 0$ we find:

$$\sigma_{SH}^0 = \frac{1}{V} \sum_{\mathbf{p}} \frac{v(\mathbf{p})}{2} \frac{1}{2p} \frac{1}{2p} (S(\mathbf{p}) - S(-\mathbf{p})) + \frac{1}{2} \frac{1 + 4\epsilon_F^2}{(\epsilon_F^2 + 1 + 4\epsilon_F^2)(\epsilon_F^2 + 1 + 4\epsilon_F^2)} i; \quad (15)$$

where $S(\mathbf{x}) = \arctan(x/2)$, $\epsilon_F = \epsilon_F(\mathbf{p}) - \epsilon_F(\mathbf{p})$ and $\epsilon_F = \epsilon_F(\mathbf{p}) + \epsilon_F(\mathbf{p})$. In the large volume limit we substitute $\frac{1}{V} \sum_{\mathbf{p}} \rightarrow \int \frac{d^2\mathbf{p}}{(2\pi)^2}$, and then evaluate the integral over \mathbf{p} in (15) in the limit of large Fermi circle $\epsilon_F \gg 1$. This procedure, known as the semiclassical approximation, expresses the momentum \mathbf{p} in terms of the quasi-particle energy ϵ :

$$\int \frac{d^2\mathbf{p}}{(2\pi)^2} \rightarrow \int \frac{p}{2v(\mathbf{p})} \frac{1}{\epsilon_F} (1 + R(\mathbf{p})) d\epsilon \frac{d\epsilon}{2}; \quad (16)$$

where $R(\mathbf{p}) = \frac{1}{v(\mathbf{p})} \frac{d\epsilon_F}{d\mathbf{p}} \cdot \frac{1}{v(\mathbf{p})} \frac{d\epsilon_F}{d\mathbf{p}} = \frac{1}{v(\mathbf{p})^2} \frac{d\epsilon_F}{d\mathbf{p}} \cdot \frac{d\epsilon_F}{d\mathbf{p}}$. The result reads:

$$\sigma_{SH}^0 = \frac{e}{4} \frac{1}{1 + (\epsilon_F)^2}; \quad (17)$$

with the first and the second terms corresponding to the first and the second terms of Eq. (15), respectively.

An important observation is that the result (17) coincides exactly with the result obtained from those terms in Eq. (14) that contains one retarded and one advanced Green functions. These two terms are proportional to $dN(\epsilon)/d\epsilon = -\delta(\epsilon - \epsilon_F)$ and all integrals are explicitly confined to the vicinity of the Fermi circle. Therefore the spin-Hall conductivity unlike the usual Hall conductivity is determined by the quasi-particles around the Fermi circle and not by the entire Fermi disk.

The ladder diagrams shown in Fig. 2 represent the vertex corrections to the current. Additional impurity lines improve the convergence of the integral in Eq. (14). As a consequence, vertex corrections to the terms in Eq. (14) with the two advanced or with the two retarded Green

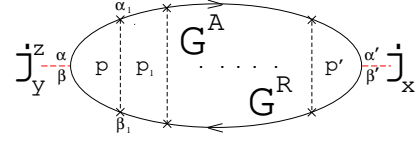


FIG. 2: The vertex correction to the spin-Hall conductivity is given by a sum of non-crossing ladder diagrams.

functions vanish as $\max(\epsilon_F, \epsilon_F) \rightarrow \infty$. Therefore we consider only the vertex corrections to the terms with one advanced and one retarded Green's functions as it is shown in Fig. 2. For these diagrams the semiclassical approximation (16) is valid.

The sum of ladder diagrams with $n = 1, 2, \dots$ impurity lines is given by the expression:

$$\sigma_{SH}^{lad} = \int \frac{d^2\mathbf{p}}{(2\pi)^2} \text{Tr} \left[\hat{J}_Y^z G^R(0; \mathbf{p}) \hat{J}_X(\mathbf{p}) G^A(0; \mathbf{p}) \right]; \quad (18)$$

where the sum of $n = 1, 2, \dots$ vertex corrections to the current $\hat{J}_Y^z(\mathbf{p})$ (with at least one impurity line) is denoted by the matrix \hat{J}_Y^z . In the spin basis and for short-ranged impurity potentials it does not depend on the electron momentum \mathbf{p} and satisfies the transfer matrix equation:

$$\hat{J}_Y^z = \frac{1}{2} \int \frac{d^2\mathbf{p}}{(2\pi)^2} G^A(0; \mathbf{p}) \hat{J}_Y^z(\mathbf{p}) + \hat{J}_Y^z G^R(0; \mathbf{p}); \quad (19)$$

where the Green functions $G^{(R,A)}$ are given by Eq. (10). The "full" spin current operator with all vertex corrections included: $\hat{J}_Y^z(\mathbf{p}) + \hat{J}_Y^z$, is represented diagrammatically in Fig. 3. In the equations for the current operators (5, 6) we expand the electron velocity $v(\mathbf{p}) = v(\mathbf{p}_F) + (v(\mathbf{p}_F) - v(\mathbf{p}_F))$, where $v(\mathbf{p}) = dv(\mathbf{p})/d\mathbf{p}$, to the first order in the deviation from the Fermi circle: $\epsilon_F = \epsilon_F$, small in the semiclassical approximation. We also expand the spin-orbital splitting: $\mathbf{p}(\mathbf{p}) = (\mathbf{p}_F) (\mathbf{p}_F + (1 + (\mathbf{p}_F = \mathbf{p}_F)) d\mathbf{p}_F) = v_F$, in the Green functions. We then evaluate Eq. (19) in the semiclassical approximation (16) neglecting odd powers of ϵ_F :

$$\begin{aligned} \hat{J}_Y^z{}_{\alpha\alpha} &= 2 + (\epsilon_F)^2 \hat{J}_Y^z{}_{\alpha\alpha} + (\epsilon_F)^2 \hat{J}_Y^z{}_{\beta\beta} B; \\ \hat{J}_Y^z{}_{\beta\beta} &= (\epsilon_F)^2 \hat{J}_Y^z{}_{\alpha\alpha} + 2 + (\epsilon_F)^2 \hat{J}_Y^z{}_{\beta\beta} B; \\ \hat{J}_Y^z{}_{\alpha\beta} &= iv(\mathbf{p}_F) + 2 + (\epsilon_F)^2 \hat{J}_Y^z{}_{\alpha\beta} B; \\ \hat{J}_Y^z{}_{\beta\alpha} &= iv(\mathbf{p}_F) + 2 + (\epsilon_F)^2 \hat{J}_Y^z{}_{\beta\alpha} B; \end{aligned} \quad (20)$$

where $B = \frac{1}{2} (1 + (\epsilon_F)^2)^{-1}$. From the first two lines of Eqs. (20) we find: $(\hat{J}_Y^z)_{\alpha\alpha} = (\hat{J}_Y^z)_{\beta\beta}$, whereas from the last two lines we find: $(\hat{J}_Y^z)_{\alpha\beta} = iv(\mathbf{p}_F) = (\epsilon_F)$ and $(\hat{J}_Y^z)_{\beta\alpha} = -iv(\mathbf{p}_F) = -(\epsilon_F)$. The integrand of Eq. (18) does not depend on the diagonal elements of the matrix \hat{J}_Y^z and

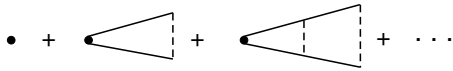


FIG. 3: The vertex of the spin current with the vertex corrections taken into account: $j_y^z(\mathbf{p}) + j_y^z$.

therefore we set them to zero: $J_y^z = v(\mathbf{p}_F) = 0$. As it was expected the vertex corrections are proportional to the scattering rate. Integrating Eq. (18) in the semiclassical approximation (16) over \mathbf{p} , we finally find the ladder part of the spin Hall conductivity (Fig. 2):

$$\sigma_{SH}^{lad} = \frac{e}{4} \left(1 + \frac{1}{1 + (\dots)^2} \right) : \quad (21)$$

Remarkably all derivatives of $v(\mathbf{p})$ and $v(\mathbf{p})$ over \mathbf{p} have canceled out.

The spin Hall conductivity is the sum of Eqs. (17, 21) and is zero:

$$\sigma_{SH} = \sigma_{SH}^0 + \sigma_{SH}^{lad} = 0: \quad (22)$$

It explicitly does not depend on the impurity scattering time. But, we observe a discontinuity between the spin Hall conductivity in the clean system $\sigma_{SH} = e/8h$ and the spin Hall conductivity Eq. (22) in the presence of the infinitely small amount of non-magnetic scatterers. As it was shown in Ref. 6, this discontinuity is related to the dissipation in the system, which gives rise to the dissipative part in the spin Hall conductivity $\sigma_{SH}^D = e/8h$, which cancels the reactive part $\sigma_{SH}^R = e/8h$.

In an analogous calculation, for the generalized model (1), we find the magnetoelectric effect – magnetization induced by the electric field:

$$\hbar \hat{S}^z i = \frac{e}{2 v_F} E; \quad (23)$$

where $\hat{S}^z = \frac{1}{2} \sum_{\mathbf{p}} a^\dagger(\mathbf{p}) \hat{\sigma}^z a(\mathbf{p})$ is the total spin operator and the total magnetization $\hbar \hat{S}^z i$ is in agreement

with Ref. 4,11,12. One should notice that the steady in-plane magnetization (23) is a consequence of the zero spin Hall effect (22).

Non-zero spin Hall conductivity would result in a non-steady in-plane magnetization. This follows from the evolution equation of the total spin of the system \hat{S} and the commutation relationship:

$$i \frac{d}{dt} \hat{S} = [\hat{H}; \hat{S}] = i(\mathbf{p}) \frac{\mathbf{p}}{v(\mathbf{p})} \hat{J}^z; \quad (24)$$

where $\mathbf{p} = x/y/z$; \hat{J}^z is the total spin current operator, defined in (6). Remarkably, Eq. (24) is valid for an electron system with any non-magnetic disorder and any electron-electron interaction. Moreover, valid is a more general equation for the local spin density evolution:

$$\frac{\partial}{\partial t} \hat{S}^z(\mathbf{r}) + \frac{1}{2} \frac{\partial}{\partial x} \hat{J}_x^z + m \sum_k y^l \hat{J}_x^l - \sum_k x^k \hat{J}_y^k = 0; \quad (25)$$

where $\mathbf{r} = x/y/z$; in derivation of Eq. (25) we considered the standard model of parabolic spectrum. If the last term were zero then the above Eq. (25) would be the spin conservation equation. But in the Rashba metal neither component of the spin is conserved.

To conclude, we have extended the result of Inoue et al. Ref. 3 $\sigma_{SH} = 0$ for the case of the arbitrary electron dispersion, arbitrary strength of disorder and arbitrary momentum dependence of the Rashba velocity $v(\mathbf{p})$. Our result agrees with Ref. 4,5,6.

The author thanks M. V. Feigel'man and E. I. Rashba for illuminating discussions. I am grateful to A. V. Shytov for pointing out a mistake in my previous calculation. This research was supported by Dynasty Foundation, Landau Scholarship-Juelich, Program "Quantum Macrophysics" of Russian Academy of Sciences, and the RFBR grant # 04-02-16348.

¹ S. Murakami, N. Nagaosa, and S. C. Zhang, Science 301, 1348 (2003); S. Murakami, N. Nagaosa, and S. C. Zhang, cond-mat/0310005.

² J. Sinova, D. Culcer, Q. Niu, N. A. Sinitsyn, T. Jungwirth, and A. H. MacDonald, Phys. Rev. Lett. 92, 126603 (2004).

³ J. I. Inoue, G. E. W. Bauer, and L. W. Molenkamp, Phys. Rev. B 70, 041303(R) (2004).

⁴ E. G. Mishchenko, A. V. Shytov, and B. I. Halperin, cond-mat/0406730.

⁵ A. L. Khaetskii, cond-mat/0408136.

⁶ R. Raimondi and P. Schwab, cond-mat/0408233.

⁷ E. I. Rashba, Sov. Phys. – Solid State 2, 1109 (1960).

⁸ E. I. Rashba, cond-mat/0311110.

⁹ A. A. Abrikosov, L. P. Gor'kov and I. E. Dzyaloshinski, Methods of Quantum Field Theory in Statistical Physics (Dover, New York, 1975).

¹⁰ L. V. Keldysh, Sov. Phys. Zh. Eksp. Teor. Fiz. 47, 1515 (1964) [Sov. Phys. JETP 20, 1018 (1965)].

¹¹ A. G. Aronov, Yu. B. Lyanda-Geller, Pis'ma ZhETF 50, 398 (1989).

¹² V. M. Edelstein, Solid State Communications, Vol. 73, No. 3, pp. 233–235, 1990.