

Critical current density and flux pinning in $\text{La}_{2-x}\text{Pr}_x\text{Ca}_{2x}\text{Ba}_2\text{Cu}_{4+2x}\text{O}_z$ ($x = 0.1 - 0.5$) superconductors

S. Rayaprol, C. M. Thaker, N. A. Shah⁺ and D. G. Kuberkar

Department of Physics, Saurashtra University, Rajkot – 360 005 (India)

⁺Department of Electronics, Saurashtra University, Rajkot – 360 005 (India)

Abstract

Polycrystalline $\text{La}_{2-x}\text{Pr}_x\text{Ca}_{2x}\text{Ba}_2\text{Cu}_{4+2x}\text{O}_z$ (LPCaBCO) compounds with $x = 0.1 - 0.5$ were synthesized by solid-state reaction method and studied by room temperature X-ray diffraction, dc resistivity, dc magnetization and iodometry. The superconducting transition temperatures in these tetragonal triple perovskite compounds increases from 32 to 62 K (T_c^{onset} values) with increasing dopant concentration. The mixing of rare earth La^{3+} and $\text{Pr}^{3+/4+}$ ions at rare earth site (La^{3+}) along with substitution of divalent Ca^{2+} results in the shrinkage of unit cell volume. The contraction of unit cell volume due to larger ion being substituted by smaller ions, gives rise to creation of pinning centers in the unit cell leading to increase in critical current density and flux pinning.

KEYWORDS: High T_c superconductors, Flux pinning and creep

PACS: 74.25.Qt, 74.25.Sv, 74.72.Dn

Introduction

Increasing the flux pinning energies has been one of the interesting challenges of high temperature superconductors both for understanding their basic phenomenon as well as for practical applications. Among various high temperature superconductors, RE-123 (RE = rare earth) type superconductors are favorite candidates for applications because of their well-developed pinning properties in magnetic field at low temperatures. From applications point of view, increase in current carrying capacity is always desirable and this can be achieved by effective flux pinning. This objective is achieved by the addition of normal state impurity phases (like R-211) [1], columnar defects generated by heavy ion irradiation [2], point defects generated by oxygen deficiency [3] or chemical substitution [3-4]. In this paper, we report the effect of

simultaneous substitution of Pr and Ca in $\text{La}_2\text{Ba}_2\text{Cu}_4\text{O}_z$ *non-superconductor* on flux pinning (F_p) and critical current density (J_c) due to the creation of lattice disorder in the system.

The structural studies on $\text{La}_{2-x}\text{Pr}_x\text{Ca}_{2x}\text{Ba}_2\text{Cu}_{4+2x}\text{O}_z$ (LPCaBCO) compounds with $x = 0.1 - 0.5$, have shown that these compounds exhibit stable tetragonal structure throughout the doping range [5]. It has been shown earlier that LPCaBCO and related RE (rare earth) substituted La-2125 type compounds can be derived from La-123 tetragonal family [6-8]. The interest in these compounds arises due to the increase in T_c with increasing RE and Ca concentration. Superconductivity in La-2125 type superconductors appears due to the additional holes created by increasing Ca content. Like in RE-123 superconductors (except for Pr, Tb and Ce), RE *does not* directly affect the superconducting properties, as

superconductivity is believed to originate in Cu-O planes.

In RE-123 systems, substitution of Pr at RE site results in suppression of superconductivity which has been attributed to either hole filling by mixed valent $\text{Pr}^{3+/4+}$ or hybridization between Pr (4f) and CuO_2 (2p) orbitals resulting in localization of mobile charge carriers [9, 10]. Doping divalent ions like Ca^{2+} or Sr^{2+} has revived superconductivity in these systems [11-14]. The substitution of Pr and Ca in LPCaBCO system thus presents an interesting case of simultaneous hole filling ($\text{Pr}^{3+/4+}$ on La^{3+} site) and hole doping (Ca^{2+} on La^{3+} site). The increase in superconducting transition temperature with increasing dopant concentration confirms that the two phenomenon (hole filling and hole doping) are non-compensatory and hole doping dominates over hole filling [5]. The structural analysis has shown that in all LPCaBCO compounds, Ca is distributed at both La and Ba site and Pr is fully occupying La site only with no observed displacement onto Ba site. The ionic differences between different cations at La and Ba site can give rise to lattice strain resulting in an increase in the inhomogeneity of superconductivity and enhancement of critical current density (J_c).

In this paper we report the results of magnetization and susceptibility measurements performed on all samples of LPCaBCO series. The observed increase in critical current density (J_c) and flux pinning (F_p) are discussed in context of increase in pinning centers created by the additional holes contributed to the system with increasing Ca^{2+} concentration. These additional holes play an important role in enhancing superconducting transition

temperature and also in increasing the flux pinning and J_c .

Experimental

All the samples of LPCaBCO series were prepared by solid-state reaction method using high purity starting compounds (purity > 99.99%). Reacting constituents were taken in proportionate quantities and ground thoroughly under acetone. Samples were calcined twice at 930°C for 24 hours each. The resultant powders were subjected to thorough grinding and pelletization. The pellets were sintered in atmosphere at 940°C for 24 hours followed by first annealing in flowing O_2 at 940°C for 12 hours, and at 500°C for 24 hours with slow cooling at the rate of $1^\circ\text{C}/\text{min}$ till room temperature. The samples were characterized by X-ray diffraction for single-phase formation. The structural investigations were carried out by X-ray Rietveld refinement method [5, 15]. Magnetization measurements were carried out on a commercially available SQUID (Quantum Design) magnetometer at TIFR, Mumbai.

Results and Discussion

The critical current densities were determined from the width of the hysteresis loops, measured at 5 K for all samples using the Bean's critical state model [16]. The critical current density (J_c in A/cm^2) can be expressed in M (emu) and calculated to first approximation by the following relation [17],

$$J_c = \frac{30[M^+ - M^-]}{D} \quad \text{---(1)}$$

M^+ and M^- are the magnetization values observed during the up and down cycle

of field sweeping, D was estimated by SEM and assumed to be spherical grain, of size $\sim 2.3 \times 10^{-4}$ cm.

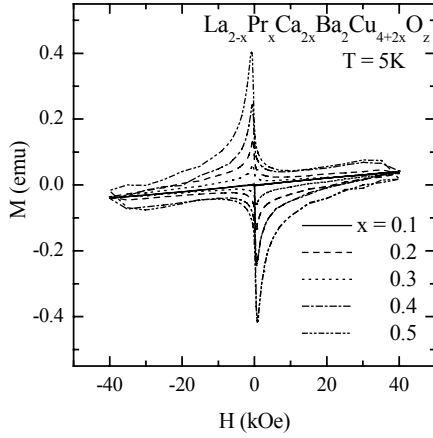


Fig. 1 Hysteresis loops for $\text{La}_{2-x}\text{Pr}_x\text{Ca}_{2x}\text{Ba}_2\text{Cu}_{4+2x}\text{O}_z$ samples with $x = 0.1 - 0.5$

Figure 1 shows the hysteresis curves for all the samples recorded at 5 K. The decrease of J_c as a function of field is shown in Figure 2.

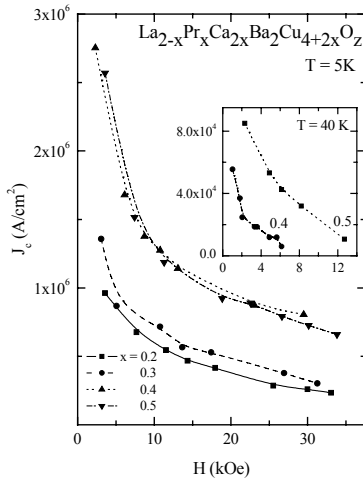


Fig 2 Variation of current density (J_c) for $\text{La}_{2-x}\text{Pr}_x\text{Ca}_{2x}\text{Ba}_2\text{Cu}_{4+2x}\text{O}_z$ samples with $x = 0.2 - 0.5$ under the applied field, measured at 5 K. The insert shows the current density measured at 40 K for $x = 0.4$ and 0.5 samples. The connecting lines are guides for eyes.

It can also be seen that J_c decreases with increasing temperature, while J_c increases with increasing dopant concentration. The increase in J_c is compared with the increase in T_c as shown in Figure 3.

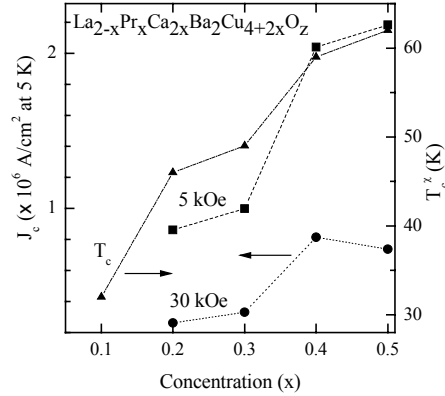


Fig 3 Change in critical current density (J_c) as a function of dopant concentration (x) observed at 5 and 30 kOe. For comparison we have plotted the variation of T_c (observed from onset of diamagnetic signal from dc susceptibility plot) with x .

It is interesting to observe here that for low field (5 kOe), highest critical current density is observed for $x = 0.4$ sample, while at high field (30 kOe) the $x = 0.5$ sample exhibits little higher current density. The critical current density in the mixed state is related to the bulk flux pinning force (F_p) by

$$F_p = J_c \times B \quad \text{---(2)}$$

where B is the magnetic induction. F_p can arise due to structural defects in the sample. Assuming that J_c is perpendicular to B , we have calculated the bulk flux pinning force as

$$F_p = J_c B \quad \text{---(3)}$$

Using relation (3) we have calculated F_p at 5 K for all the samples in the

LPCaBCO series and plotted against H , in Figure 4.

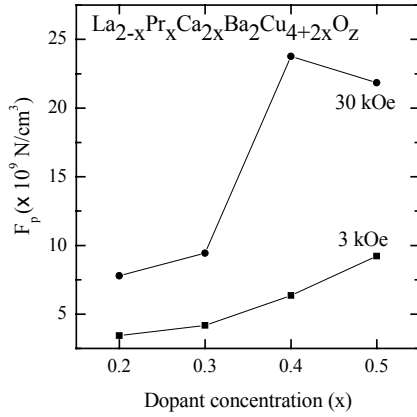


Fig 4 Change in critical current density (F_p) as a function of dopant concentration (x) observed at 3 and 30 kOe.

The increase in pinning force with increasing dopant concentration and applied field can be clearly seen in Figure 5.

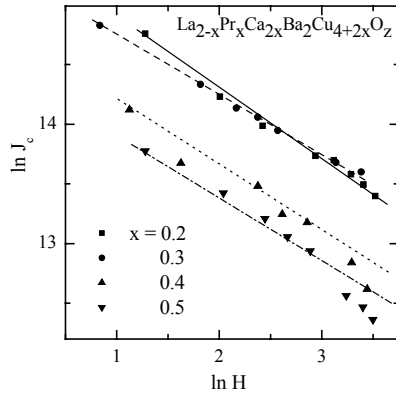


Fig 5 Slope of $\ln J_c$ vs. $\ln H$ for all samples in $La_{2-x}Pr_xCa_{2x}Ba_2Cu_{4+2x}O_z$ series with $x = 0.2 - 0.5$. The plot satisfies $J_c \propto H^{0.5}$ relation, with the slopes (n) equal to 0.5 for all the compounds, thus exhibiting 'flux creep'. Straight lines are drawn as guides for eyes.

The behavior of J_c in magnetic fields can be explained by flux creep

model [18]. The critical current density (J_c) follows a $H^{1/2}$ behavior as predicted by

$$J_c(H, t) = \frac{N_p F_p(H, 0)}{1.07(\phi_0 H)^{1/2}} [1 - \alpha(H)t - \beta t^2] \quad \text{---(4)}$$

where α and β are coefficients, N_p is the density of the pinning sites and ϕ_0 is the flux quantum. In order to verify the validity of flux creep model for LPCaBCO systems, we have plotted $\ln J_c$ versus $\ln H$ in Figure 6. The slopes are in the acceptable range (~ 0.5) of flux creep model, for all the samples. The values of transition temperature (inferred for susceptibility plots), critical current density (J_c), flux pinning energy (F_p) and slope (n) from $\ln J_c$ vs. $\ln H$ plot are summarized in Table 1.

Conclusion

The superconducting transition temperature (T_c), critical current density (J_c) and flux pinning energy (F_p) increases with increasing dopant concentration in LPCaBCO system. We assume that the dopants play a dominant role in the creation of holes in the system inducing superconductivity. The holes created by these dopants acts as pinning centers, thus enhancing flux pinning and critical current density. Thus, it can be concluded that in La-2125 superconductors there exists a strong dependence of nature of dopants and their concentration on the enhancement in superconducting properties, which is reflected from the increase in T_c , J_c and F_p with dopant concentration in LPCaBCO system.

Table 1 Values of critical current density (J_c), flux pinning energy (F_p), Superconducting transition temperature (T_c^{onset}) and slope (n) of $\ln J_c$ versus $\ln H$

Concentration (x)	Critical current density (J_c , in 10^6 A/cm ²)		Flux pinning energy (F_p in 10^9 N/cm ³)		Transition temperature (T_c^{onset}) K (± 1 K)	Slope (n)
	5 kOe	30 kOe	3 kOe	30 kOe		
0.1	--	--	--	--	32	--
0.2	0.86	0.26	3.44	7.79	46	0.52
0.3	0.99	0.33	4.18	9.44	49	0.52
0.4	2.03	0.81	6.35	23.76	59	0.50
0.5	2.18	0.73	9.22	21.85	62	0.57

Acknowledgements

SR and DGK thankfully acknowledge the financial assistance from IUC-DAEF (Mumbai) in the form of a collaborative research project (CRS-M-88). Authors also thank Prof. S. K. Malik and Dr. D. C. Kundaliya for magnetization measurements.

References

- [1] D. F. Lee, V. Selvamanickam and K. Salama, *Physica C* **202** (1992) 83
- [2] B. Roas, B. Hensel, G. Saemann-Ischenko, L. Schultz, *Appl. Phys. Lett.* **54** (1989) 1051
- [3] A. K. Pradhan, Y. Feng, S. Shibata, K. Nakao, N. Koshizuka, *Physica C* **357-360** (2001) 457
- [4] T. Oka, Y. Itoh, Y. Yanagai, H. Tanaka, S. Takashima, Y. Yamada, U. Mizutani, *Physica C* **200**(1992) 55
- [5] S. Rayaprol, Krushna Mavani, C. M. Thaker, D. S. Rana, Manglesh Dixit, Shovit Bhattacharya and D. G. Kuberkar, *Solid State Commun.* **128** (2003) 97
- [6] S. Rayaprol, Krushna Mavani, D. S. Rana, C. M. Thaker, R. S. Thampi, D.G. Kuberkar, S.K. Malik and R. G. Kulkarni, *J. Supercond.* **15** (2002) 211
- [7] S. Rayaprol, Krushna Mavani, C.M. Thaker, D.S. Rana, Nilesh A. Kulkarni, Keka Chakravorty, S.K. Paranjape, M. Ramanadham and D.G. Kuberkar, *Pramana – J. of Phys.*, **58** (2002) 877
- [8] D. G. Kuberkar, R. S. Thampi, N. A. Shah, Krushna Mavani, S. Rayaprol, S. K. Malik, W. B. Yelon, R. G. Kulkarni, *J. Appl. Phys* **89**, 11, (2001)
- [9] S. K. Malik, C. V. Tomy and P. Bhargava, *Phys. Rev. B* **44** (1991) 7042
- [10] H. B. Radousky, *J. Mater. Res.* **7** (1992) 1917
- [11] S. Rayaprol, Rohini Parmar, D. G. Kuberkar, Keka R. Chakravorty, P. S. R. Krishna and M. Ramanadham, *Presented at Conference on Neutron Scattering CNS-2004, BARC, Jan 2- 4, 2004 (To be published in Pramana – Journal of Physics)*

- [12] R. S. Thampi, S. Rayaprol, Krushna Mavani, D. G. Kuberkar, M. R. Gonal, Ram Prasad, R. G. Kulkarni, *Physica C* **355** (2001) 23
- [13] G. K. Bichle, S. Deshmukh, D. G. Kuberkar and R. G. Kulkarni, *Physica C* **183** (1991) 154
- [14] D. P. Norton, D. H. Lownden, B. C. Sales, J. D. Budai, B. C. Chakoumakos and H. R. Kerchner, *Phys. Rev. Lett.* **66** (1991) 1537
- [15] H. M. Rietveld, *Acta Crystallogr.* **22** (1967) 151; H. M. Rietveld, *J. Appl. Crystallogr.* **2** (1969) 65
- [16] C. P. Bean, *Rev. Mod. Phys.* **36** (1964) 31
- [17] J. O. Willis, J.R. Cost, R. D. Brown, J. D. Thompson, *IEEE Trans. Magn. MAG* 25 (1989)12
- [18] J. Mannhart, P. Chaudhari, D. Dimos, C. C. Tsuei and T. R. McGuire, *Phys. Rev. Lett.* **61** (1988) 2476