

Solvation Effects in Near-Critical Binary Mixtures

Akira Onuki and Hikaru Kitamura

Department of Physics, Kyoto University, Kyoto 606-8502, Japan

A Ginzburg-Landau theory is presented to investigate solvation effects in near-critical polar liquid binary mixtures. Concentration-dependence of the dielectric constant gives rise to a shell region around a charged particle within which solvation occurs preferentially. As the critical point is approached, the concentration has a long-range Ornstein-Zernike tail representing strong critical electrostriction. If salt is added, strong coupling arises among the critical fluctuations and the ions. The structure factors of the critical fluctuations and the charge density are calculated and the phase transition behavior is discussed.

I. INTRODUCTION

Solvation effects are of great importance in understanding the degree of solubility of ions in various polar solvents [1,2]. A large number of papers have been devoted on this problem [3-6]. The theoretical approaches range from solving phenomenological continuum models to performing computer simulations on microscopic models. Originally, Born used a simple continuum theory of electrostatics to derive the solvation (polarization) free energy of a single ion with charge Ze [1,7],

$$G_B = \frac{1}{2} (Ze)^2 \epsilon^2 / (4\pi R_B) (1 - \epsilon); \quad (1.1)$$

where R_B represents the ionic radius [1,8]. In his theory the solvent dielectric constant ϵ is assumed to be homogeneous and the contribution without polarization ($\epsilon = 1$) or in vacuum is subtracted. In the line of continuum models, considerable efforts have been made to take into account the dielectric saturation near the ion core (which are particularly crucial for multivalent ions) [9,10]. The Born theory also neglects possible inhomogeneity of ϵ in the vicinity of the ion due to a change in the density for one-component fluids or in the concentration for binary liquid mixtures (electrostriction) [11-14].

We point out that the previous theories have not yet treated the physics on mesoscopic scales such as solvation effects on phase transitions or collective phenomena at non-dilute salt concentrations. In this paper we will show that such effects can be conveniently studied within a scheme of Ginzburg-Landau theory. First, we will apply this approach to solvation around a charged particle in polar binary mixtures near the consolute critical point. Here important is the gradient free energy well-known in the field of critical phenomena [15], which will reasonably accounts for the long-range electrostriction around ions. In the previous theories [11-13] in the physical chemistry, the gradient free energy has been neglected. On the basis of these results we will then discuss the effects of low-density salt in polar binary mixtures in a Debye-Hückel type approximation. This second part is an extension of a previous paper by one of the present authors [16]. We also note that similar effects have recently been discussed when the solvent is a liquid crystal [17], where the direc-

tor field can be much deformed around a charged particle over a long distance.

II. SOLVATION AROUND A SINGLE CHARGED PARTICLE

A. Electrostatics

We place a charged particle in a near-critical binary mixture in a one-phase state in equilibrium, in which the dielectric constant $\epsilon = \epsilon(c)$ depends strongly on the concentration. This is the case when the two components have very different dielectric constants, ϵ_A and ϵ_B , with ϵ_A considerably larger than ϵ_B . There is no established theory of the dielectric constant of such mixtures. However, empirically, ϵ can be expressed roughly as a linear function of the concentration in many relevant mixtures [2]. In the present theory, for simplicity, we assume the linear dependence,

$$\epsilon = \epsilon_0 + \epsilon_1 c; \quad (2.1)$$

where ϵ_0 and ϵ_1 are constants (with $\epsilon_B = \epsilon_0$ and $\epsilon_A = \epsilon_0 + \epsilon_1$) and c is the concentration or the volume fraction of the preferred component A. Debye and Kleboth [18] performed a light scattering experiment on a mixture of nitrobenzene (NB) + 2,2,4-trimethylpentane in electric field, for which $\epsilon(c)$ increased from 2.1 to 34.2 with increasing NB with $\epsilon^2 = \epsilon^2 = 28.7$ near the critical point. The measured curve of $\epsilon(c)$ vs c may be fairly fitted to the linear form (2.1) (and fitting is better in the region $c > c_c$). In their experiment the critical temperature was 29.16°C and the critical concentration was 51.7 wt% of NB (corresponding to a volume fraction of 0.381 of NB). In this paper the dielectric constant is assumed to be independent of electric field, although this is a questionable assumption in the vicinity of small ions [9,10].

The electric field $E = -\nabla \phi$ is induced by the electric charges and the electric potential satisfies

$$\nabla^2 \phi = -4\pi \rho(r); \quad (2.2)$$

where $\rho(r)$ is the charge density. In our problem the space-dependence of ϵ is crucial.

We construct a simple theory for a nearly incompressible mixture near the consolute critical point at a given pressure. Then ϕ_c is the order parameter of liquid-liquid phase transition, where ϕ_c is the critical concentration. The total Ginzburg-Landau free energy of the system is given by

$$F = \int_V d\mathbf{r} f + \frac{C}{2} \int_V d\mathbf{r} \nabla^2 \phi + \frac{\epsilon}{8} E^2; \quad (2.3)$$

The molecules of the two components have a common volume $v_0 = a^3$, although they can have different volumes in general. The free energy density $f = f(\phi)$ is given by the Hildebrand [19] (or Bragg-Williams [15]) expression,

$$f = \frac{k_B T}{v_0} \left[\phi \ln \phi + (1-\phi) \ln (1-\phi) + \chi \phi(1-\phi) \right]; \quad (2.4)$$

where χ is the interaction parameter dependent on the temperature T . The critical-point values of ϕ_c and χ_c are

$$\phi_c = 1/2; \quad \chi_c = 2; \quad (2.5)$$

respectively, in the mean field theory. The order parameter is defined by

$$\phi = 1/2 + \psi; \quad (2.6)$$

The coefficient C of the gradient term is of order $k_B T/a$ and we will use a simple form [20,21],

$$C = k_B T/a; \quad (2.7)$$

The last term in F is the electrostatic contribution. The free energy functional (2.3) supplemented with (2.2) can be used generally in the presence of ions in polar near-critical fluids,

C. Preferential solvation

We consider a single charged particle at the origin of the reference frame. The charged particle has a radius R . It is convenient to assume that the charge density is homogeneous within the sphere as

$$\rho = Ze/(4\pi R^3/3) \quad (r < R) \quad (2.8)$$

and vanishes outside the sphere $r > R$. The total charge is given by Ze . In our theory R is a phenomenological parameter. Then the volume fraction ϕ and the electric potential ϕ can be defined even within the sphere and, for the single charge case, all the quantities may be assumed to depend on space as

$$\phi = \phi(r); \quad \psi = \psi(r); \quad E = E(r)r^{-1}; \quad (2.9)$$

where $r = |\mathbf{r}|$ and $dV = 4\pi r^2 dr$. The concentration $\phi(r)$ decrease from $\phi(0)$ to ϕ_1 with increasing r (see Fig.1 to be presented below). In this case (2.2) is solved to give

$$\phi(r) = \phi(0) + \frac{4\pi Ze}{r^2} \int_0^r dr_1 r_1^2 \phi(r_1) = \frac{Ze}{r^2} \phi(r); \quad (2.10)$$

where $\phi(r) = 1$ for $r > R$ and

$$\phi(r) = \phi(R) \quad (r < R) \quad (2.11)$$

under the assumption (2.8). The electrostatic free energy is now simply of the form,

$$\int_V d\mathbf{r} \frac{1}{8} \epsilon E^2 = \frac{1}{2} Z^2 e^2 \int_0^R dr \frac{1}{r^2} \phi(r)^2 \quad (2.12)$$

If ϵ is replaced by the dielectric constant far from the ion ϵ_1 , the above quantity is integrated to become a Born contribution (see (1.1)) [7],

$$F_{B1} = Z^2 e^2 / 2\epsilon_1 R_B; \quad (2.13)$$

In terms of the critical-point dielectric constant $\epsilon_c = \epsilon_0 + \epsilon_1/2$ and the order parameter $\phi_1 = \phi(1/2)$ far from the ion, we have

$$\epsilon_1 = \epsilon_0 + \epsilon_1 \phi_1 = \epsilon_c + \epsilon_1 \phi_1; \quad (2.14)$$

The Born radius is given by

$$R_B = 5R/6; \quad (2.15)$$

In the integral (2.12) the contribution from the ion interior $r < R$ is 1/5 of that from the ion exterior, resulting in the factor $1/(1+1/5) = 5/6$ in (2.15). However, if we replace ϵ by its value at the ion $\epsilon(0) = \epsilon_0 + \epsilon_1 \phi(0)$, we obtain another estimate,

$$F_{B0} = Z^2 e^2 / 2\epsilon(0) R_B \\ = F_{B1} \epsilon_c / [\epsilon_0 + \epsilon_1 \phi(0)]; \quad (2.16)$$

As will be calculated in the appendix, the equilibrium free energy of a single ion accounting for the inhomogeneous ϕ and ϵ in the mean field theory reads

$$F_{sol} = 4\pi \int_0^R dr r^2 \left[\frac{1}{2} \epsilon \left(\frac{d\phi}{dr} \right)^2 + \frac{1}{8} \epsilon E^2 \right] \\ = \frac{4\pi}{3} \int_0^R dr C r^2 \phi^2 + \frac{Z^2 e^2}{8} \frac{d}{dr} \left(\frac{r^3}{\epsilon} \right); \quad (2.17)$$

where

$$\hat{f}(\phi) = f(\phi) - f(\phi_1) - \phi(\phi_1 - \phi); \quad (2.18)$$

with $\phi = \phi(1/2)$ being the chemical potential difference. As shown in the second line of (2.17), F_{sol} consists of the gradient contribution ($\propto C$) and the electrostatic contribution ($\propto e^2$). The latter becomes the Born contribution

(2.13) or (2.16) if ϵ is replaced by ϵ_1 or $\epsilon(0)$. In Fig.7 below we shall see the relation $F_{B0} < F_{s01} < F_{B1}$.

With the aid of (2.11) the minimization condition $F = \text{const.}$ in equilibrium is rewritten as

$$\ln \frac{1+\epsilon}{1-\epsilon} - \frac{1}{2} \epsilon^2 \bar{a} r^2 = A \frac{a^4}{r^4}; \quad (2.19)$$

where ϵ is the normalized dielectric constant,

$$\epsilon = \epsilon_c = 1 + (\epsilon_1 - \epsilon_c): \quad (2.20)$$

The dimensionless chemical potential difference $\Delta\mu = k_B T$ is written in terms of $\epsilon_1 = (1 + \epsilon)$ as

$$\Delta\mu = \ln[(1 + \epsilon_1)/(1 - \epsilon_1)] - \frac{1}{2} \epsilon_1: \quad (2.21)$$

The coefficient A on the right-hand side of (2.19) represents the strength of solvation defined by

$$\begin{aligned} A &= \epsilon_1 Z^2 e^2 = 8 \epsilon_c^2 k_B T a \\ &= \epsilon_1 Z^2 \bar{a} = 8 \epsilon_c a: \end{aligned} \quad (2.22)$$

In the second line the Bjerrum length

$$\bar{a} = e^2 / \epsilon_c k_B T \quad (2.23)$$

at the critical concentration is introduced. For example, if we set $\bar{a} = 1/4$, $a = 1/2$, $\epsilon_1 = \epsilon_0 = 2$, we obtain $A = Z^2 = 5$. In the vicinity of the ion the right-hand side of (2.19) takes a maximum of order $A a^4 = R^4$ (because $\epsilon_c = 1$). If this maximum is much larger than 1, there arises a solvation shell around the ion within which preferential solvation is strong and $\epsilon = 1$. Thus the condition of strong solvation may be expressed as

$$A > (R/a)^4: \quad (2.24)$$

The solvation is stronger for smaller R/a , which is a well-known result in the literature [1].

It is worth noting that Padova presented an equation similar to (2.19) for the concentration in the vicinity of an ion using thermodynamic arguments [11], where $C = a$ and the gradient term $(\nabla^2 r^2)$ did appear. Even far from the critical point, as can be seen in Fig.8 below, the result with $C = 0$ is considerably different from that with the gradient term in the strong solvation case.

D. Relations near the critical point

If the system is near the critical point far from the charged particle, we have $\epsilon = 2$ and $\epsilon_1 = 1/2$. Then the inverse correlation length $\xi = 1$ far from the ion is determined by

$$\begin{aligned} a^2 \xi^2 &= 4 = (1 - \frac{1}{4} \epsilon_1) - \frac{1}{2} \epsilon_1^2 \\ &= 2 + 8 \frac{1}{4}: \end{aligned} \quad (2.25)$$

As $T \rightarrow T_c$ in the UCST case we may set

$$2 - \epsilon = D_1 (T - T_c - 1): \quad (2.26)$$

The correlation length in the mean-field expression becomes $\xi = \xi_0 + (T - T_c - 1)^{1/2}$ with

$$\xi_0 = a D_1^{-1/2} \quad (2.27)$$

in one-phase states at the critical composition [18]. The fluid can remain near-critical only in the region where $A a^4 = R^4 - 1$ or

$$r = A^{1/4} a: \quad (2.28)$$

The shell radius should thus grow as $A^{1/4} a$ for $A \rightarrow 1$. In the near-critical region, (2.19) may be approximated in the Landau expansion form [16],

$$a^2 [\nabla^2 - r^2] + \frac{8}{3} (3 - \epsilon_1 - \epsilon_1^2 + \epsilon_1^3) = A \frac{a^4}{r^4}; \quad (2.29)$$

where $\epsilon = \epsilon_1$. This equation does not hold within the solvation shell if ϵ is not small there for strong solvation, but holds generally far from the ion. If we retain the linear terms only in the above equation, we obtain $(\nabla^2 - r^2) = 0$ far from the ion, so there should emerge the Ornstein-Zernike tail,

$$\langle r \rangle = \frac{B}{r} e^{-r}; \quad (2.30)$$

in the concentration. The coefficient B is a microscopic length to be determined in the following.

In the Landau theory of phase transition (usually presented in the context of Ising spin systems) [15], the right-hand side of (2.19) or (2.29) plays the role of a (position-dependent) magnetic field h . If h were homogeneous and small, we would have the linear response $\epsilon = h^2$. In the present case, however, $h = h(r)$ steeply changes in space ($\propto r^4$) from a maximum of order $A a^4 = R^4$ to zero and as a result the gradient term $\nabla^2 r^2$ becomes increasingly crucial with decreasing r .

E. Weak solvation limit near the critical point

It is instructive first to consider the simplest case of very small A near the critical point where $0 < \epsilon_1 < 1$ and $\epsilon_1 = 0$. Furthermore, if $\epsilon(0) = a$ holds at the ion, we may neglect the second term on the left-hand side of (2.29) in the whole space to obtain the linearized equation,

$$(\nabla^2 - r^2) = A - (r^2 a^2 = 2r^4); \quad (2.31)$$

where we have set $\epsilon_c = 1$. This equation is readily integrated to give

$$(r) = \frac{A a^2}{4 r} \int_0^Z \frac{dr_1}{r_1^3} e^{-r_1} e^{-r_1} (r_1)^2 \frac{D}{r} e^{-r}; \quad (2.32)$$

where the coefficient D is determined such that (0) is finite. We can see the relations,

$$\begin{aligned} (0) &= 2 D = A a^2 \int_0^Z \frac{dr_1}{r_1^3} e^{-r_1} (r_1)^2 = 2 r_1^3 \\ &= 3 A a^2 = 8 R^2 \quad (R = 1): \end{aligned} \quad (2.33)$$

The second line holds for $R = 1$. As stated above (2.31), the linearization is allowed for

$$A R^2 = a \quad \text{or} \quad \int_0^Z \frac{dr_1}{r_1^3} e^{-r_1} = 8 \quad R^2: \quad (2.34)$$

From (2.31) the three-dimensional Fourier transformation of ϕ becomes $\phi_k = H_k = (\frac{1}{2} + k^2)$ where

$$H_k = 2 A a^2 \int_0^Z \frac{dr}{r} (r)^2 \sin(kr) = k r^3: \quad (2.35)$$

Here H_k tends to a well-defined long-wavelength limit $H_0 = \lim_{k \rightarrow 0} H_k$ for $kR = 1$. Thus, for $R = 1$, (r) approximately takes the Ornstein-Zernike form (2.30) in a wide space region with $B = a^2 H_0 = 4$. Here,

$$B = A a^2 \int_0^Z \frac{dr}{r} (r)^2 = 2 r^2 = A a^2 = 2 R_B; \quad (2.36)$$

with R_B being given by (2.15). This form also directly follows from the integral form (2.32) (by taking the limit

(0)). If we do not assume the special form C in (2.7), we have $B = (k_B T/C) A a = R_B$ (which will be used in (3.12) below).

At very long distances $r \gg$, however, the gradient term r^2 in (2.31) becomes negligible to give

$$(r) = A a^2 = 2 r^4: \quad (2.37)$$

This is the relation of linear response as stated at the end of subsection 3D. The crossover length λ is longer than $\lambda = 1$ and is determined by the balance of the Ornstein-Zernike form (2.30) and the long-distance limit (2.37) as

$$(\lambda)^3 e^{-\lambda} = R: \quad (2.38)$$

For example, $\lambda = 10.8$ for $R = 0.03$. Thus λ increases as R decreases.

We may then calculate the excess accumulation of the component A around the ion as

$$\begin{aligned} &= \int_0^Z \frac{dr}{r} (r) \\ &= 2 A a^2 = 2 R_B = 4 B = 2; \end{aligned} \quad (2.39)$$

which coincides with the space integral of the Ornstein-Zernike form (2.30) and grows strongly on approaching the critical point. The integral of the tail (2.38) in the region $r > \lambda$ is much smaller than the value in (2.39) by $R = \lambda$ and is canceled with a contribution from the correction to the Ornstein-Zernike form in the range $r < \lambda$.

F. Behavior at the critical point

At the critical point ($\beta = 2$ and $\beta_1 = 0.5$), (r) is of the form $B a = r$ at long distances in the linear theory. We here show that it is delicately modified in the nonlinear theory. We rewrite (2.29) for $r = a$ as

$$a^2 r^2 + \frac{8}{3} a^3 = A \frac{a^4}{2 r^4}: \quad (2.40)$$

We set $G(s) = r(r) = a$ with $s = \ln(1 + r/a)$ to obtain

$$(1 - e^s)^2 \frac{d^2}{ds^2} \frac{d}{ds} G(s) = \frac{8}{3} G(s)^3 - \frac{1}{2} A e^s: \quad (2.41)$$

For $s \gg 1$ we assume the algebraic decay $G(s) \sim s^{-1}$. Then the above equation is approximated as $dG(s)/ds = -8G(s)^3 = 3$, yielding the solution

$$G(s) = (3^{1/2} = 4) s^{-1/2} \quad (2.42)$$

with $\beta = 1/2$. Thus the asymptotic behavior at extremely long distances $s \gg 1$ should be

$$(r) = 3^{1/2} a = [4 r^{-1/2} \ln(1 + r/a)]: \quad (2.43)$$

The above form will turn out to be consistent with numerical analysis in Fig. 6 to be presented below.

G. Numerical Results

We then show numerical solutions of (2.19) around an ion in equilibrium one-phase states for the case $\beta_0 = 10$ and $\beta_1 = 70$ in (2.1), assuming the model charge distribution (2.8). The ion radius is given by $R = 0.3a$ in terms of the solvent radius a .

We show the concentration profile, (r) vs r/a , in Fig. 1 and the concentration (0) at the ion center in Fig. 2. Notice that $(r) = (0)$ within the interior of the ion $r < R$ owing to the smoothing effect of the gradient term. We can see that the concentration (0) at the ion increases obeying the linear growth (2.31) for $A \ll 1$ and saturates into 1 for $A > 0.3$ and that the shell region expands with increasing A . The shell radius R_{shell} may be defined such that $(r) > 0.75$ for $r < R_{\text{shell}}$, say. Then $R_{\text{shell}} \sim A$ with the effective exponent being about $1/4$ for the profiles (d)–(g) in Fig. 1. Below (2.28) we have discussed that λ should tend to $1/4$ for $A \ll 1$.

In Fig. 3 we examine the behavior of $(r) = (r)^{1/2}$ with $\beta_1 = 1/2$ at $A = 0.346$. We can see that the combination $r(r) = a$ behaves as $(B = a) \exp(-r)$ in a wide intermediate range $a < r < \lambda$. The correlation length

$\beta = 1$ is given by 10a for $\beta = 1.99$ and by $10^{3/2}a$ for $\beta = 1.999$. For $r > \beta$, $\phi(r)$ can be fitted to the r^{-4} tail in (2.37). Fig.4 displays $B=a$ vs A for $\beta = 1.99$ and 1.999 at $\beta_1 = 0.5$. In the nonlinear regime $A > 0.1$ the data may be fitted to $B=a - A^{0.4}$. In Fig.5 we plot the crossover length ξ divided by a obtained from equating the two fitted functions (2.30) and (2.37). In the linear regime with small A , ξ is given by (2.37).

The concentration profile just at the critical point is also of great interest. In Fig.6 we plot the combination $(r)\rho s^{1/2}$ vs $s = \ln(1+r/a)$ in the region $s < 12$ or $r/a < e^{12} - 1$ for $A = 0.2; 1; \text{ and } 5$. If (2.42) is valid, this combination should tend to $3^{1/2} = 1.73$. Thus the three curves are consistent with (2.42).

Fig.7 displays the numerically calculated solvation free energy F_{sol} in (2.17) divided by F_{B1} in (2.13). Also plotted is the ratio $F_{B0}/F_{B1} = \beta_c/[\beta_0 + \beta_1(0)]$ in (2.26). Thus we find that F_{sol} is intermediate between F_{B0} and F_{B1} . Coincidence of the two curves of $\beta = 1.99$ and 1.999 implies that F_{sol} tends to a constant on approaching the critical point.

In Fig.8 we demonstrate that $\phi(r) = a$ vs r/a far above the critical point with $\beta = 1.5$ and $\beta_1 = 0.5$. The profile can be fitted neither to the Ornstein-Zernike form nor to the solution of (2.19) without the gradient term. The curves from the local equilibrium theory without the gradient term [11] considerably differs from that in our theory even away from the critical point.

III. NEAR-CRITICAL FLUIDS WITH IONS

Experimentally, it has long been known that even a small fraction of ions (salt) with $\beta < 1$ dramatically changes the liquid-liquid phase behavior, where β is the mass or mole fraction of ions. For small β , the UCST coexistence curve shifts upward as

$$T_{ion} = A_{ion}\beta + O(\beta^2) \quad (3.1)$$

with large positive coefficient A_{ion} , expanding the region of demixing. For example, $A_{ion} = T_c - 10$ with $T_c = 300K$ when NaCl was added to cyclohexane+methyl alcohol [22] and to triethylamine+ H_2O [23]. The LCST coexistence curve of 2,6-lutidine+ H_2O (D_2O), the shift is downward with $A_{ion} \approx -T_c - 10$ [24]. Similar large impurity effects were observed when water was added to methanol+cyclohexane [25]. In some aqueous mixtures, even if they are miscible at all T at atmosphere pressure without salt, addition of a small amount of salt gives rise to reentrant phase separation behavior [26-29]. Such reentrant phase behavior is believed to arise from hydrogen bonding.

A. Ginzburg-Landau free energy

In the previous section we have examined the concentration profile around a single fixed charged particle. We then need to construct a theory on polar binary mixtures in which a small amount of salt is doped [16]. Even if the ion concentration is very small, the interactions among the ions should be much influenced by the preferential solvation near the critical point. We here present a Ginzburg-Landau free energy in which the fluctuations on the spatial scale of the solvation shell radius R_{shell} have been coarse-grained. Then the order parameter $\phi(r) = \phi(r) - \phi_c$ and the ion densities $n_1(r)$ and $n_2(r)$ for the two species do not change appreciably on the scale of R_{shell} .

The two ion species, 1 and 2, have charges, $Q_1 = Ze$ and $Q_2 = -e$. The average densities are written as

$$\langle n_1 \rangle = n; \quad \langle n_2 \rangle = Zn; \quad (3.2)$$

where $\langle \rangle$ denotes taking the space average. Notice that the charge neutrality condition yields $Z\langle n_1 \rangle = \langle n_2 \rangle$. The total charge number density is written as

$$n_{tot} = (Z + 1)n; \quad (3.3)$$

We propose the free energy F in the form [16],

$$F = \int d\mathbf{r} f(\phi) + \frac{C}{2} \int d\mathbf{r} \nabla^2 \phi + \frac{\epsilon_c}{8} E^2 + k_B T \sum_{K=1,2} (n_K \ln n_K + w_K n_K); \quad (3.4)$$

The first line is of the same form as the free energy in (2.3), but $f(\phi)$ can be expressed in the Landau expansion form $f = \phi^2/2 + u_0 \phi^4/4$ because the non-critical behavior in the solvation shell is not treated here. In addition we do not assume the special form (2.7) for the coefficient C . The electric field $E = -\nabla \phi$ here arises from the Coulomb interaction among the ions so that

$$\nabla \cdot E = \rho = 4\pi \epsilon_c^{-1} (\phi); \quad (3.5)$$

where

$$\rho = e[Zn_1(r) - n_2(r)] \quad (3.6)$$

is the charge density. Therefore, the electrostatic part of the free energy is rewritten as

$$\int d\mathbf{r} \frac{\epsilon_c}{8} E^2 = \frac{1}{2\epsilon_c} \int d\mathbf{r} \int d\mathbf{r}' \phi(r) \phi(r') \frac{1}{r^0 r'^0}; \quad (3.7)$$

Because the small-scale electrostriction on the scale of R_{shell} has been coarse-grained, we neglect the small-scale inhomogeneity of the dielectric constant and set $\epsilon = \epsilon_c$ with ϵ_c being the dielectric constant at the critical point.

The free energy with the bilinear coupling (ϕ/n_K) was already examined in Refs. [30,31], where the coupling constants w_K were phenomenological parameters,

however. We claim that the small-scale solvation or electrostriction is the origin of the bilinear coupling. In fact, the minimization of F at fixed inhomogeneous ion densities yields

$$= f^0 - C r^2 + k_B T (w_1 n_1 + w_2 n_2) = \text{const}; \quad (3.8)$$

where $f^0 = \langle f \rangle = \langle \phi \rangle$. For small inhomogeneous deviations $\phi = \langle \phi \rangle + \delta \phi$ and $n_K = n_K + \delta n_K$ ($K = 1, 2$) we linearize the above equation to obtain

$$C (\delta^2 \phi - r^2) + k_B T (w_1 \delta n_1 + w_2 \delta n_2) = 0; \quad (3.9)$$

where $C^{-2} = \langle \phi^2 \rangle / \langle \phi \rangle^2$ with λ being the inverse correlation length. Notice that, if the ion densities are localized in regions shorter than $\lambda = \lambda^{-1}$, δn_K has Ornstein-Zernike tails in the form of (2.30) around such localized regions. Thus w_K is written as

$$w_K = (4 - C k_B T) B_K \quad (K = 1, 2); \quad (3.10)$$

where B_K is the coefficient of the Ornstein-Zernike tail around an ion of the species K . If the two components of the fluid mixture have the same molecular size a as assumed in the previous section, B_K is determined by the parameters A_K in (2.22), where

$$A_1 = Z^2 = A_2 = \frac{1}{2} \frac{1}{B} = 8 \frac{1}{c} a; \quad (3.11)$$

In particular, in the linear solvation regime with small A_K , (2.36) yields

$$w_K = 4 A_K a = R_{BK} \quad (\text{linear}); \quad (3.12)$$

where R_{BK} is the Born radius of the ion species K . See Fig.4 for the nonlinear behavior of B_K . That is, $B_K = a A_K^{0.4}$ for large A_K and w_K can well exceed 1.

In Ref. [16] w_K was related to the Born solvation free energy $G_{BK} = (Q_K^2 = 2 R_{BK}) (1 - 1/c)$ in (1.1) which should be defined for the two species. That is, treating ϕ as a function of ϕ , we obtain

$$k_B T w_K = \frac{\partial}{\partial \phi} G_{BK} = \frac{1}{2} Q_K^2 = 2 \frac{1}{c} R_{BK}; \quad (3.13)$$

where the differentiation is taken at $\phi = \phi_c$. Obviously, (3.12) and (3.13) are equivalent from (2.22). This simple derivation cannot be used in the strong solvation regime, however.

B. Fluctuations in one-phase states

We consider small plane-wave fluctuations in a one-phase state. The fluctuation contributions to F in the bilinear order are written as

$$F = \sum_{\mathbf{q}} \frac{1}{2} (r + C q^2) \delta \phi_{\mathbf{q}} \delta \phi_{-\mathbf{q}} + \frac{2}{c q^2} \delta \phi_{\mathbf{q}} \delta \phi_{-\mathbf{q}} + k_B T \sum_{K=1,2} \frac{j_K q^2}{2 h_{K1}} + w_K n_K q_{\mathbf{q}} q_{-\mathbf{q}}; \quad (3.14)$$

where $\int_{\mathbf{q}}^R = \int_{\mathbf{q}}^R d\mathbf{q}$ denotes the integration over the wave vector \mathbf{q} and

$$r = \langle \phi^2 \rangle / \langle \phi \rangle^2; \quad (3.15)$$

The $\delta \phi_{\mathbf{q}}$, $n_K q_{\mathbf{q}}$, and $q_{\mathbf{q}}$ are the Fourier transformations of ϕ , n_K , and ϕ , respectively. We may set

$$r = a_0 (T - T_c) \quad (3.16)$$

at the critical concentration, where the coefficient a_0 is of order $k_B a^3$ and is equal to $4 k_B D_1 a^3$ with D_1 being defined by (2.26). In the mean-field expression $= \phi_0 + (T - T_c)^{1/2}$ of the correlation length, we have

$$a_0 = C = \frac{2}{\phi_0} T_c; \quad (3.17)$$

We may then calculate the structure factor for the order parameter $S(\mathbf{q}) = \langle \delta \phi_{\mathbf{q}} \delta \phi_{-\mathbf{q}} \rangle$ in the mean-field theory. Since the equilibrium distribution is given by $\text{const.} \exp(-F/k_B T)$, the inverse of $S(\mathbf{q})$ is written as [30,16]

$$k_B T = S(\mathbf{q}) = a_0 (T - T_c - T_{\text{ion}}) + C q^2 [1 - \frac{2}{D} = (1 + \frac{2}{D} q^2)]; \quad (3.18)$$

where T_{ion} is the critical temperature shift due to salt given by

$$T_{\text{ion}} = (k_B T_c = a_0) (w_1 + Z w_2)^2 n_{\text{tot}} = (1 + Z)^2; \quad (3.19)$$

and D is the Debye screening length defined by

$$\frac{1}{D^2} = (4 Z n_{\text{tot}} e^2 = \frac{1}{c} k_B T)^{1/2}; \quad (3.20)$$

We introduce a dimensionless parameter,

$$p = \frac{j w_1 - w_2 j (k_B T = 4 - C \frac{1}{B})^{1/2} = (1 + Z)}{B_1 - B_2 j (4 - C = \frac{1}{B} k_B T)^{1/2} = (1 + Z)}; \quad (3.21)$$

This number is independent of the ion density and represents the strength of asymmetry in the ion-induced polarization between the two components. In the linear solvation regime with small A_K , we use (3.12) to obtain

$$p = \frac{\frac{1}{2} \frac{1}{B} k_B T}{2 \frac{1}{c} (1 + Z)} \frac{Z^2}{4 - C} \frac{1}{R_{B1}} \quad (\text{linear}); \quad (3.22)$$

The structure factor of the charge density fluctuations $S(\mathbf{q}) = \langle \delta \phi_{\mathbf{q}} \delta \phi_{-\mathbf{q}} \rangle = e^2$ is written as

$$S(\mathbf{q}) = Z n_{\text{tot}} \frac{\frac{2}{D} q^2}{1 + \frac{2}{D} q^2} + (w_1 - w_2)^2 \frac{Z n_{\text{tot}}}{Z + 1} \frac{\frac{2}{D} q^2}{1 + \frac{2}{D} q^2} S(\mathbf{q}); \quad (3.23)$$

where the first term is the Debye-Huckel structure factor and the second term arises from the coupling to the order parameter.

From the structure factor $S(q)$ in (3.18) we may draw the following conclusions.

- (i) If $p < 1$, $S(q)$ is maximum at $q = 0$ and the critical temperature shift due to ions is given by (3.19). As a rough estimate for the monovalent case $Z = 1$, we set $a_0^{-1} n = k_B T_{0+}^{-3} n_c$, where c is the mass or mole fraction of the ions. Then $T_{ion} = (w_1 + w_2)^2 c$. If $|w_1 + w_2| \ll 3$, this result is consistent with the experiments [22,23]. In future experiments, let $k_B T = C S(q)$ vs q^2 be plotted; then, the slope is $1/p^2$ for $q_D \ll 1$ and is 1 for $q_D \gg 1$. This changeover should be detectable unless $p \ll 1$.
- (ii) The case $p = 1$ corresponds to a Lifshitz point [32,33], where $1 = S(q) = S(0) / q^2 = (1 + q^2/q_D^2)$.
- (iii) If $p > 1$, the structure factor attains a maximum at an intermediate wave number q_m given by

$$q_m = (p - 1)^{1/2} = q_D; \quad (3.24)$$

so $q_m / n_{tot}^{1/2}$. The maximum of the structure factor $S(q_m)$ is written as

$$S(q_m) = k_B T [a_0 (T - T_c - T_{ion}^0)]; \quad (3.25)$$

where

$$T_{ion}^0 = T_{ion} + (p - 1)^2 T_{c0+}^2 = \frac{2}{D}; \quad (3.26)$$

where use has been made of (3.17). A charge-density-wave phase should be realized for $T - T_c < T_{ion}^0$. It is remarkable that this mesoscopic phase appears however small n_{tot} is as long as $p > 1$ and $q_m L \gg 1$ with L being the system length. Here relevant is the coupling of the order parameter and the charge density in the form $\nabla^2 \phi$ in the free energy density, which generally exists in ionic systems. This possibility of a mesoscopic phase was first predicted for electrolytes by Nabutovskii et al [30], but has not yet been confirmed in experiments. In polyelectrolytes, on the other hand, electric charges are attached to polymers and the structure factor of the polymer is known to take a form similar to (3.18), leading to a mesoscopic phase at low temperatures, in the Debye-Huckel approximation [32].

IV. SUMMARY AND CONCLUDING REMARKS

We summarize our results.

- (i) In the first part, we have examined the concentration profile around a charged particle in a near-critical polar binary mixture, as can be seen in Figs.1 and 2. We have started with the simple Ginzburg-Landau free energy (2.3) supplemented with the relations (2.1) and (2.2) of electrostatics. Preferential solvation can occur in

the presence of a concentration-dependent dielectric constant and becomes strong when the parameter A defined by (2.22) satisfies the condition (2.24). As the critical point is approached, the concentration has a long-range Ornstein-Zernike tail (2.30) in an intermediate range $a < r < \xi$ as demonstrated in Fig.3. We plot the coefficient B vs A in Fig.4 and the crossover length ξ vs A in Fig.5. At the critical point ξ is long-ranged in the form of (2.43) as demonstrated in Fig.6. The solvation free energy F_{sol} behaves as a function of A as in Fig.7.

- (ii) In the second part of this work we have presented the coarse-grained free energy as in (3.4) where the order parameter and the ion densities are strongly coupled in the bilinear form. We have related the coupling constants w_1 and w_2 in terms of B_1 and B_2 , the coefficients of the Ornstein-Zernike tails for the ion, 1 and 2, respectively. Furthermore, if this coupling is significantly different between the two species of the ions, a charge-density-wave phase can be realized.

We then give some remarks.

- (i) We have neglected the dielectric saturation near the ion [9,10]. If this effect is taken into account, the growth of the coefficient B with increasing A would be weaker than in Fig.4.
- (ii) In future experiments, the structure factor (3.18) should be observed. There could be the case $p > 1$, where the mesoscopic phase is formed at low temperatures, for pairs of small cations like Li^+ or Al^{3+} and relatively large anions [1].
- (iii) Dynamical problems remain largely unsolved. For example, we are interested in the response of ions against an electric field in near-critical polar binary mixtures. In the strong solvation condition the ion mobility should strongly depend on η where η is the frequency of the field and τ is the order parameter life time ($\tau = 6 \times 10^{-13} s = k_B T / \eta$ with η being the shear viscosity [15]). Furthermore, even if $\eta \gg 1$, the large-scale solvation cloud on the scale of ξ should become nonlinearly dependent on the applied field.
- (iv) Solvation or polarization effects due to inhomogeneous dielectric constant (or dielectric tensor for liquid crystals) can strongly influence the phase transition behavior in complex fluids including polyelectrolytes, charged gels, and liquid crystals containing ions or charged colloids [17]. The importance of this effect in polyelectrolytes has recently been pointed out by Kramarenko et al. [34].
- (v) A similar Ginzburg-Landau theory can easily be developed on solvation effects in polar one-component fluids. For example, we may start with the free energy density in the van der Waals theory [15] in place of the Hildebrand free energy density (2.4). As regards statics salient features in one-component fluids are nearly the same as those in polar binary mixtures, but dynamics of critical electrostriction should be very different between the two cases [15].

Acknowledgments

One of the authors (A.O.) would like to thank K. Ożrzechowski, M. Misawa, and M. Anisimov for valuable discussions on the ion effects in near-critical fluids. This work is supported by Grants in Aid for Scientific Research and for the 21st Century COE "Center for Diversity and Universality in Physics" from the Ministry of Education, Culture, Sports, Science and Technology (MEXT) of Japan.

Appendix

In equilibrium (r) around a charged particle is determined by

$$\hat{f}'' - C r^2 - \frac{1}{8 \epsilon^2 r^4} Z^2 e^2 = 0; \quad (\text{A } 1)$$

where \hat{f} is defined in (2.16). Multiplying $0 = d/dr$ and integrating over r in the range $[r; 1]$, we obtain

$$\hat{f} + \frac{Z^2 e^2}{8 \epsilon^2 r^4} - \frac{C}{2} (r^0)^2 = \int_r^1 dr_1 H(r_1); \quad (\text{A } 2)$$

where

$$H(r) = \frac{2C}{r} (r^0)^2 + \frac{Z^2 e^2}{8 \epsilon^2} \frac{d}{dr} \frac{1}{r^4} : \quad (\text{A } 3)$$

Integration of (A 2) over the whole space yields (2.17) with the aid of $\int_0^1 dr r^2 \int_r^1 dr_1 H(r_1) = \int_0^1 dr r^3 H(r) = 3$.

-
- [1] J. N. Israelachvili, *Intermolecular and Surface Forces* (Academic Press, London, 1991).
- [2] Y. Marcus, *Ion Solvation* (Wiley, New York, 1985).
- [3] J. Tomasi and M. Persico, *Chem. Rev.* 94, 2027 (1994).
- [4] O. Kajimoto, *Chem. Rev.* 99, 355 (1999).
- [5] C. J. Cramer and D. G. Truhlar, *Chem. Rev.* 99, 2161 (1999).
- [6] M. Orozco and F. J. Luque, *Chem. Rev.* 100, 4187 (2000).
- [7] M. Born, *Z. Phys.* 1, 45 (1920).
- [8] Y. Marcus, *Chem. Rev.* 88, 1475 (1988).
- [9] M. H. Abraham, J. Liszi, and L. Meszaros, *J. Chem. Phys.* 70, 2491 (1979).
- [10] L. Sandberg and O. Edholm, *J. Chem. Phys.* 116, 2936 (2002).
- [11] J. Padova, *J. Phys. Chem.* 72, 796 (1968).
- [12] R. H. Wood, J. R. Quilnt, and J. P. E. Gollier, *J. Phys. Chem.* 85, 3944 (1981).
- [13] H. Luo and S. C. Tucker, *J. Phys. Chem.* 100, 11165 (1996).
- [14] G. Zimmerli, R. A. Wilkinson, R. A. Ferrell and M. R. Moldover, *Phys. Rev. E* 59, 5862 (1999). Here critical electrostriction was measured optically around a wire conductor in SF₆.
- [15] A. Onuki, *Phase Transition Dynamics* (Cambridge, 2002).
- [16] A. Onuki, in *Nonlinear Dielectric Phenomena in Complex Liquids* (NATO series) (Kluwer, 2004).
- [17] A. Onuki, *J. Phys. Soc. Jpn.* 73, 511 (2004).
- [18] P. Debye and K. Kleboth, *J. Chem. Phys.* 42, 3155 (1965). If the Landau expansion of the free energy density is written as $f = k_B (T - T_c)^2 = 2b_0^3 + \dots$, their data suggest $b_0 = 4.3A$. In our theory we have $b_0 = a = (2D_1)^{1/3}$. We expect that D_1 is of order 1 and $a \approx b_0$.
- [19] J. H. Hildebrand and R. L. Scott, *Regular Solutions* (Prentice-Hall, Englewood Cliffs, N.J., 1962).
- [20] S. A. Safran, *Statistical Thermodynamics of Surfaces, Interfaces, and Membranes* (Westview Press, 2003).
- [21] If we set $C = 2 k_B T/a$, our results near the critical point are those at $\epsilon = 1.0$ obviously, results for general ϵ can be obtained from ours by simple scale changes. For example, Fig. 4 becomes the relation of $B^{-1/2} = a$ vs A^{-2} .
- [22] E. L. Eckfeldt and W. W. Lucasse, *J. Phys. Chem.* 47, 164 (1943).
- [23] B. J. Hales, G. L. Bertrand, and L. G. Hepler, *J. Phys. Chem.* 70, 3970 (1966).
- [24] V. Balevicius and H. Fuess, *Phys. Chem. Chem. Phys.* 1, 1507 (1999).
- [25] J. L. Tveekrem and D. T. Jacobs, *Phys. Rev. A* 27, 2773 (1983).
- [26] T. Narayanan and A. Kumar, *Phys. Rep.* 249, 135 (1994).
- [27] J. Jacob, A. Kumar, S. Asokan, D. Sen, R. Chitra, and S. Mazumder, *Chem. Phys. Lett.* 304, 180 (1999).
- [28] J. Jacobs, A. Kumar, M. A. Anisimov, A. A. Povodyrev and J. V. Sengers, *Phys. Rev. E* 58, 2188 (1998); M. A. Anisimov, J. Jacob, A. Kumar, V. A. Agayan, and J. V. Sengers, *Phys. Rev. Lett.* 85, 2336 (2000).
- [29] M. Misawa, K. Yoshida, K. Maruyama, H. Munemura, Y. Hosokawa, *J. Phys. and Chem. of Solids*, 60, 1301 (1999); K. Yoshida, M. Misawa, K. Maruyama, M. Imai, and M. Furusaka, *J. Chem. Phys.* 113, 2343 (2000).
- [30] V. M. Nabutovskii, N. A. Nemov, and Yu. G. Peisakhovich, *Phys. Lett. A*, 79, 98 (1980); *Sov. Phys. JETP* 52, 111 (1980) [*Zh. Eksp. Teor. Fiz.* 79, 2196 (1980)]; *Mol. Phys.* 54, 979 (1985).
- [31] V. L. Koulinskii, N. P. Malomuzh, and V. A. Tolpekin, *Phys. Rev. E* 60, 6897 (1999).
- [32] V. Yu. Boryu and I. Ya. Erukhimovich, *Macromolecules* 21, 3240 (1988); J. F. Joanny and L. Leibler, *J. Phys. (France)* 51, 545 (1990).
- [33] P. M. Chaikin and T. C. Lubensky, *Principles of Condensed Matter Physics* (Cambridge, 1995).
- [34] Yu. Kramarenko, I. Ya. Erukhimovich, and A. R. Khokhlov, *Macromol. Theory and Simul.* 11, 462 (2002).

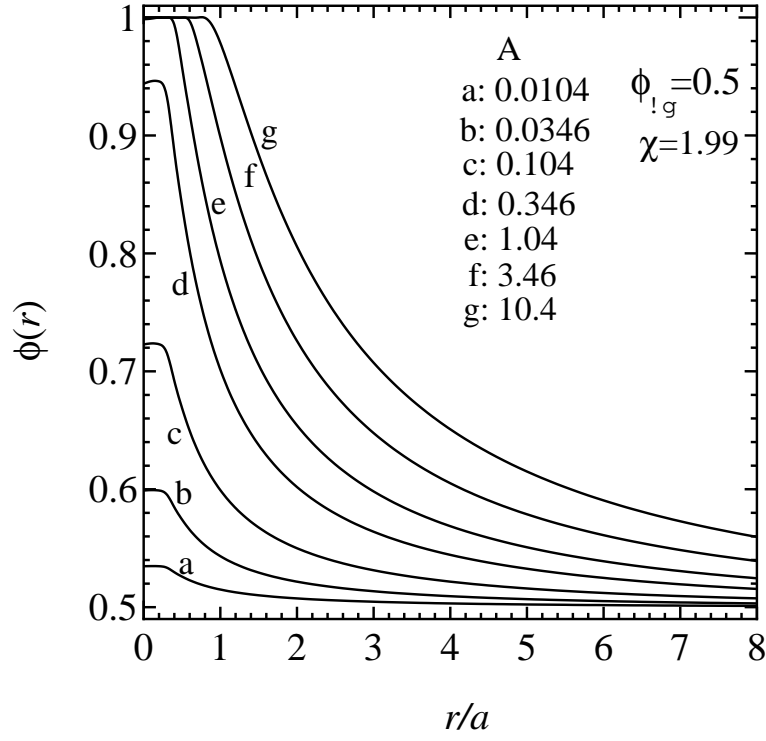


FIG .1. Concentration profile $\phi(r)$ around an ion for various A at $\chi = 1.99$ where $\ell = 10a$ and $\phi_g = 1/2$ far from the ion.

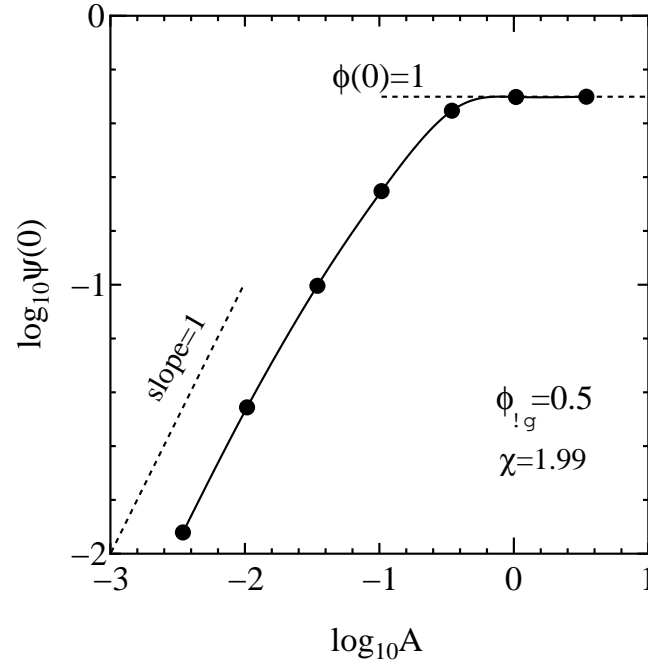


FIG .2. Concentration deviation $\psi(0) = \phi(0) - 1/2$ at the ion center for various A at $\chi = 1.99$.

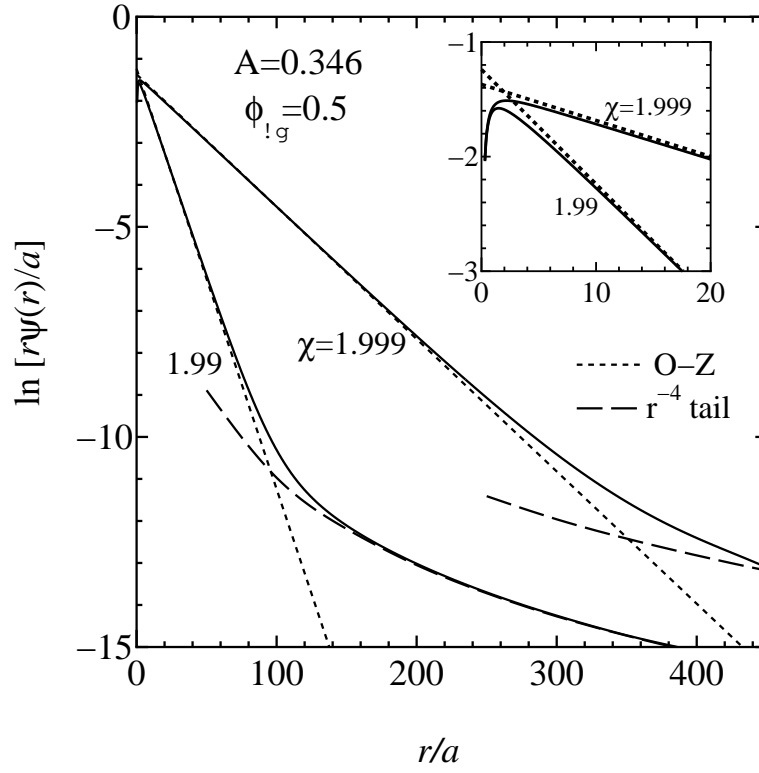


FIG. 3. Numerical $r\psi(r)/a$ vs r/a on a semi-logarithmic scale at $A = 0.346$ for $\chi = 1.99$ (lower solid line) and 1.999 (upper solid line) with $\phi_g = 0.5$. The numerical $r\psi(r)/a$ can be excellently fitted to the Ornstein-Zernike form (corresponding to dotted lines) in the intermediate range $a < r < \lambda$, while it can be fitted to the r^{-4} tail (2.37) (corresponding to broken lines) for $r > \lambda$. The curve of χ vs A will be given in Fig. 5.

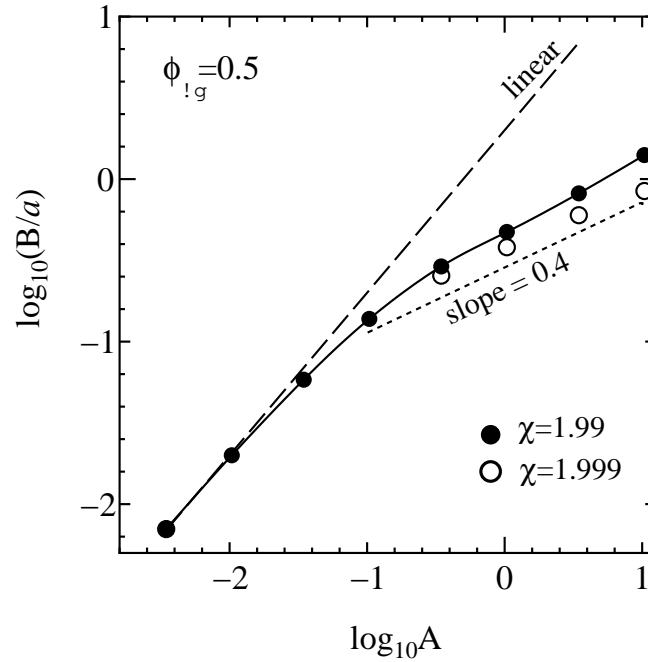


FIG. 4. Coefficient B of the Ornstein-Zernike tail in the concentration profile as a function of A at $\phi_g = 0.5$ for $\chi = 1.99$ and 1.999 . It exhibits only weak dependence on $2 - T/T_c$.

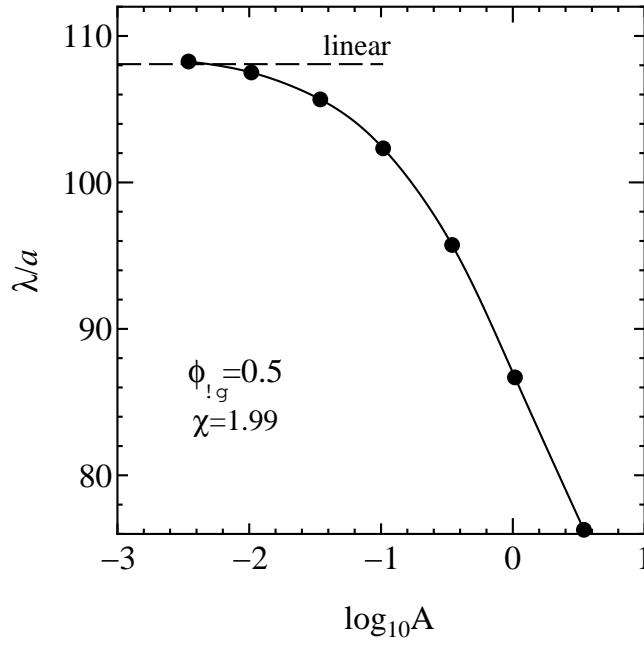


FIG .5. Crossover length from the Ornstein-Zernike tail (2.30) to the r^{-4} tail (2.37) at $\phi_g = 0.5$ for $\chi = 1.99$ where $a = 10a$.

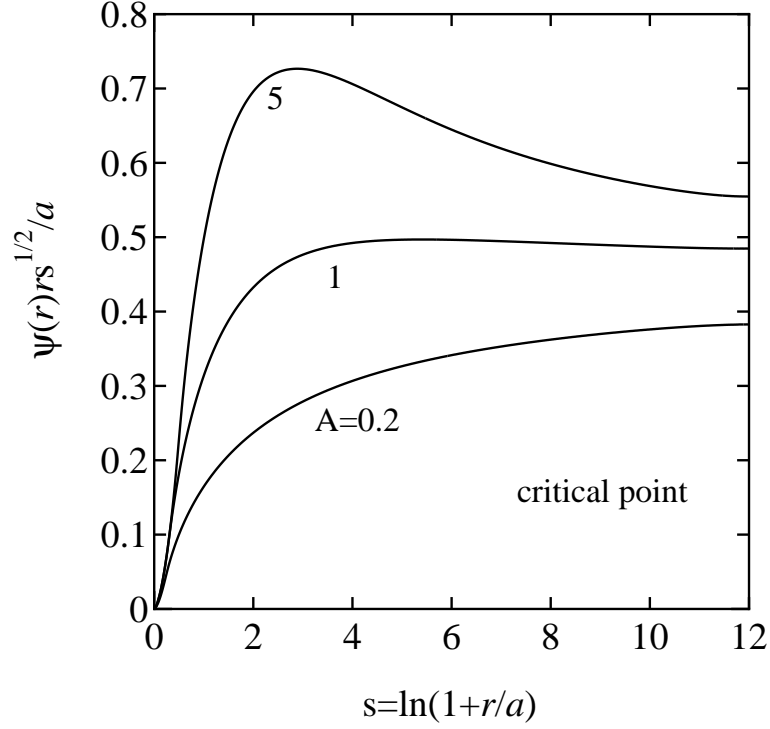


FIG .6. $\psi(r)rs^{1/2}$ vs $s = \ln(1 + r/a)$ at the critical point for $A = 0.2; 1$, and 5 . The curves appear to approach $\psi_{3=4}$ very slowly supporting (2.43).

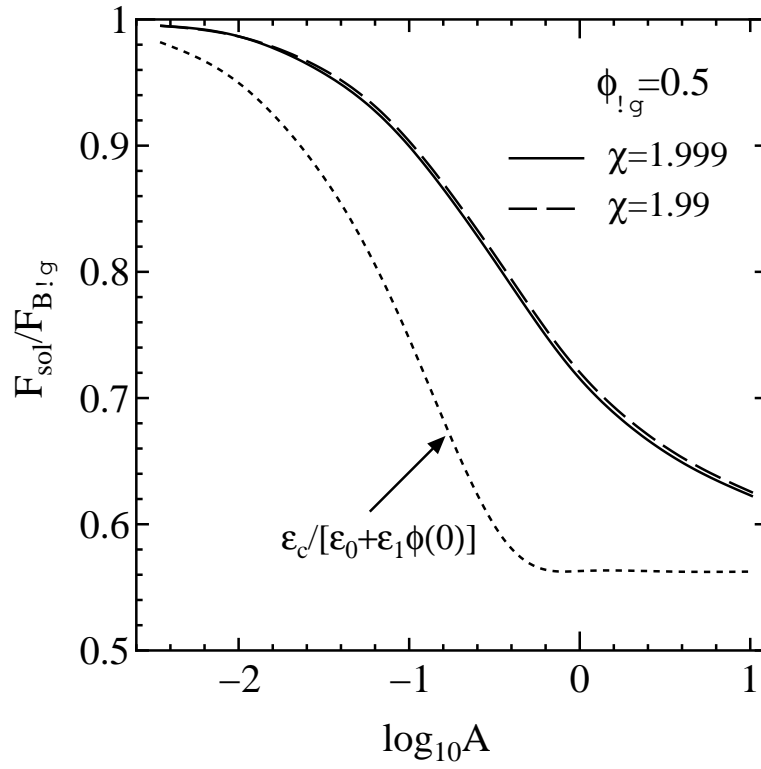


FIG. 7. Solvation free energy F_{sol} in (2.17) divided by F_{B1} in (2.13) as a function of A . The two curves for $\chi = 1.99$ (broken line) and 1.999 (solid line) are almost identical. The dotted line represents $F_{B0}=F_{B1}$ at $\chi = 1.99$ (see (2.16)).

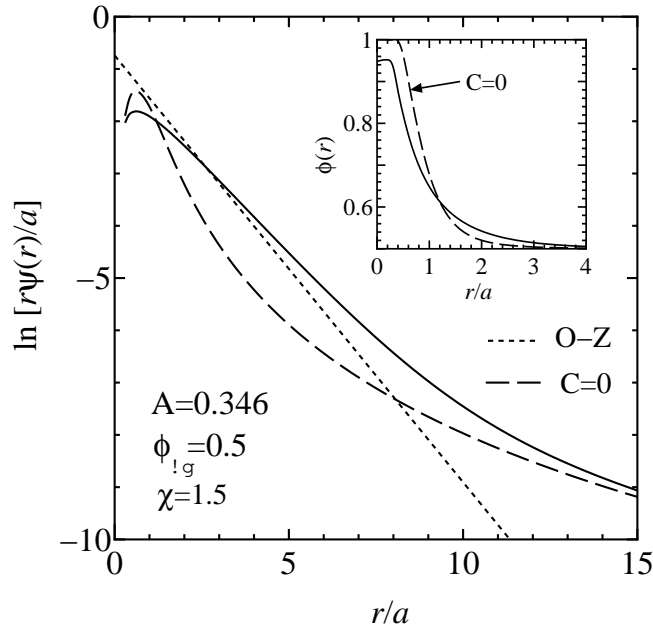


FIG. 8. $r \psi(r)$ vs r/a on a semi-logarithmic scale around an ion far above the critical point with $\chi = 1.5$ and $\phi_1 = 0.5$. The profile can be fitted neither to the Ornstein-Zernike form (dotted line) nor to the local equilibrium curve without the gradient term (broken line). The inset displays $\psi(r)$ vs r/a near the ion on a linear scale.