

Influence of gap structures to specific heat in oriented magnetic fields: Application to the orbital dependent superconductor, Sr_2RuO_4

Hiroaki Kusunose

Department of Physics, Tohoku University, Sendai 980-8578

We discuss influence of modulation of gap function and anisotropy of Fermi velocity to field angle dependences of upper critical field, H_{c2} , and specific heat, C , on the basis of the approximate analytic solution in the quasiclassical formalism. Using 4-fold modulation of the gap function and the Fermi velocity in the single-band model, we demonstrate field and temperature dependence of oscillatory amplitude of H_{c2} and C . We apply the method to the effective two-band model to discuss the gap structure of Sr_2RuO_4 , focusing on recent field angle-resolved experiments. It is shown that the gap structures with the intermediate magnitude of m in a in $[100]$ direction for band, and tiny minima of gaps in $[110]$ directions for and bands give consistent behaviors with experiments. The interplay of the above two gaps also explains the anomalous temperature dependence of in-plane H_{c2} anisotropy, where the opposite contribution from the passive band is pronounced near T_c .

KEYWORDS: gap symmetry, oriented magnetic field, quasiclassical theory, multiband, Sr_2RuO_4

1. Introduction

A determination of its gap symmetry has been a long standing issue in a course study of unconventional superconductivity. Because of a modulation of gap amplitude, thermodynamic properties at low temperature follow power-law behaviors, which give a hint of the structure of the gap function.^{1,2)} However, this cannot determine an absolute direction of existing gap minima in principle. Moreover, it is rather difficult to distinguish practically higher power-law behaviors due to point nodes from exponential behaviors of isotropic gap. Recently, a powerful method has been developed to measure the modulation of gap amplitude directly. Namely, field angle dependences in oriented magnetic fields have shown oscillatory behaviors in thermal conductivity³⁽⁸⁾ and specific heat,⁹⁽¹⁴⁾ depending on detail structure of the gap function.

In order to analyze the oscillatory behaviors, the so-called Doppler shift method has been used frequently, in which the energy shift in the low-energy quasiparticle (QP) spectrum due to supercurrent flowing around vortices is taken into account.¹⁵⁽¹⁷⁾ The method neglects the scattering by vortex cores and the overlap of the core states.^{18,19)} It makes the theory to be valid in low-temperature and low-field limit, and it still remains unknown what is the range of its applicability in the $(T; H)$ phase diagram. On the other hand, at fields near H_{c2} the analytic solution for spatially averaged quantities in the quasiclassical formalism is available with the reasonable approximation.^{18,20(22)} The present author extended the approximate analytic method to anisotropic singlet and unitary triplet pairings as well as multiband superconductivity.²³⁾ Comparisons with reliable numerical calculations over all field range at the lowest temperature indicated that the method is competent for a semi-quantitative analysis of experiments in wide region of the $(T; H)$ phase diagram.²³⁾

The purpose of this paper is to investigate the influence of the gap structure and the anisotropy of the Fermi velocity to the oscillatory behaviors in H_{c2} and C on the basis of the approximate analytic solution. With those knowledge we discuss the most plausible gap structures of the layered perovskite superconductor, Sr_2RuO_4 , which has been surveyed extensively with use of the rotating magnetic fields.^{6(10,24(27))}

There now exists considerable evidence that Sr_2RuO_4 pronounces the spin-triplet superconductivity (SC) with broken time reversal symmetry, for instance, the unchanged spin susceptibility in the Knight shift across $T_c = 1.5 \text{ K}$,²⁸⁾ the intrinsic magnetization detected by SR with the onset of SC,²⁹⁾ and the absence of a coherence peak in $1/T_1 T$.³⁰⁾

Another important aspect of Sr_2RuO_4 is the orbital dependent superconductivity (ODS), which comes from three quasi two-dimensional cylindrical Fermi surfaces called α , β , and γ .^{31,32)} The latter is almost decoupled from the former due to different parity of t_{xy} orbitals with respect to the conducting layer. The ODS scenario can resolve the inconsistency between the power-law temperature dependences compatible with lines of tiny gap, and almost isotropic thermal conductivity under in-plane magnetic fields. Moreover, the ODS also explains the peculiar T^2 dependence of the penetration depth, which is incompatible with lines of tiny gap alone.³³⁾ Recently, Deguchi and co-workers have measured the field-angle dependence of the specific heat to give a direct measure of thermally excited QP in accordance with the SC gap structure.^{9,10)} They suggest that Sr_2RuO_4 exhibits the ODS and its primary SC gap in band has minima in $[100]$ direction, while the passive β , γ bands have tiny gaps in $[110]$ direction.

Concerning the angle-resolved measurements, the anomalous temperature dependence of the in-plane H_{c2} anisotropy has been observed where its oscillatory amplitude with maximum in $[110]$ direction ($H_{c2}^{[100]} = 1.5$

T) decreases at elevated temperature and even changes sign near T_c .²⁵⁾ Although few theoretical arguments have been made for this puzzle in terms of the tetragonal symmetry breaking of the two-dimensional order parameter,^{34,35)} a direct evidence of the scenario has not been observed yet. It is important to recognize that a reasonable model should accompany correct field angle dependences with corresponding H_{c2} anisotropy together with its anomalous temperature dependence.

The paper is organized as follows. In the next section, we introduce our model of the gap function and the anisotropy of the Fermi velocity, then we give necessary formulas to discuss field angle dependence. In §3 we demonstrate the influence of the gap structure and the anisotropy of the Fermi velocity to the field and the temperature dependence of oscillatory amplitude of H_{c2} and C in the single-band model, keeping the primary band of Sr_2RuO_4 in mind. In §4 we discuss the most plausible gap structures for Sr_2RuO_4 shedding a light on recent field angle-resolved experiments. The last section summarizes the paper.

2. Model and formulation

Let us begin with the model of the gap function. The d vector of the triplet pairing is factorized as $\mathbf{d}(\hat{\mathbf{k}}) = \hat{\mathbf{z}}'(\hat{\mathbf{k}})$, where the angle dependence of the gap function, $\hat{\mathbf{z}}'(\hat{\mathbf{k}})$ is normalized as $|\hat{\mathbf{z}}'(\hat{\mathbf{k}})|^2 = 1$, $\hat{\mathbf{z}}'$ being the average over the Fermi surface. Among various type of gap functions proposed so far we adopt the model proposed by Miyake and Narikiyo for $\hat{\mathbf{z}}'$ band,³⁶⁾

$$\hat{\mathbf{z}}'(\hat{\mathbf{k}}) = \frac{\sin^2 [R \cos(\phi_0)] + \sin^2 [R \sin(\phi_0)]}{1 - J_0(2R)} \begin{pmatrix} \cos(\phi_0) \\ \sin(\phi_0) \\ \text{sgn}[\sin(\phi_0)] \end{pmatrix}; \quad (2.1)$$

where $J_0(x)$ is the Bessel function of zeroth order, ϕ is the azimuthal angle of $\hat{\mathbf{k}}$, and ϕ_0 denotes the position of one of the gap minima (we adopt $\phi_0 = 0$, i.e., [100] direction for $\hat{\mathbf{z}}'$ band). Although the original meaning of R is the radius of the Fermi circle in unit of a , a being the lattice constant, we regard it as a phenomenological parameter to characterize the magnitude of the gap minima. Note that the results in the present paper depends only on the magnitude of the gap, $|\hat{\mathbf{z}}'(\hat{\mathbf{k}})|$, so that there is no difference between isotropic s wave and the chiral p-wave for example. The angle dependence of the gap magnitude is shown in Fig. 1. $R = 1$ corresponds to the gap with line of zeros, while $R = 0$ is the isotropic full gap. For comparison, the dependence of f wave, $\hat{\mathbf{z}}'(\hat{\mathbf{k}}) = \frac{1}{\sqrt{2}} \sin(2\phi) \mathbf{e}^i$, is also shown in Fig. 1. We will also apply the same form of eq. (2.1) to the secondary gap in the $\hat{\mathbf{z}}'$ bands with the minima in [110] direction, i.e., $\phi_0 = \pi/4$. The microscopic mechanism for these type of gap functions is discussed by Nomura and Yamada using the third-order perturbation theory in the 3-band Hubbard model.³⁷⁾

Next, we introduce the in-plane anisotropy of the Fermi velocity. The essential feature of the anisotropy with 4-fold symmetry is described by

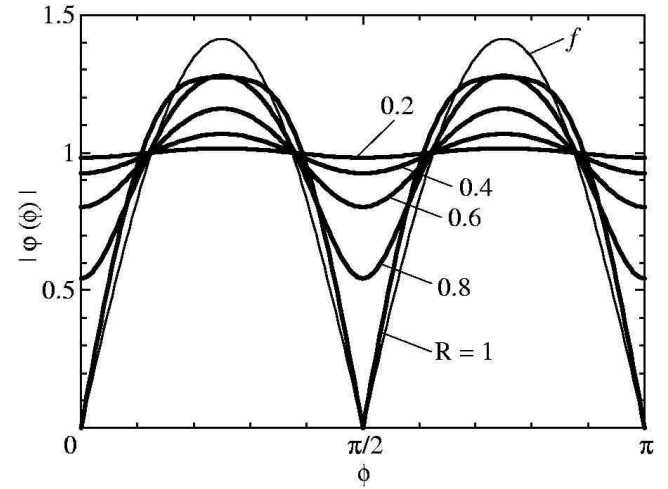


Fig. 1. The angle dependence of the gap magnitude for various R . The thin line represents the case of f wave for comparison.

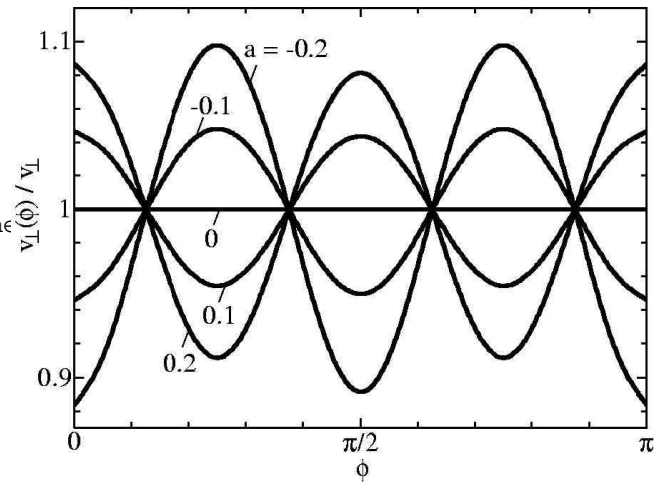


Fig. 2. The in-plane anisotropy of the Fermi velocity

$$v_{x/y}(\hat{\mathbf{k}}) = \frac{r}{2 + 2a + a^2} v_T \begin{pmatrix} (1 + a \cos 2\phi) \cos \phi \\ (1 - a \cos 2\phi) \sin \phi \end{pmatrix}; \quad (2.2)$$

The anisotropy of $v_z(\phi) = \frac{q}{v_x^2 + v_y^2}$ is shown in Fig. 2. In the case of Sr_2RuO_4 , a is small positive for $\hat{\mathbf{z}}'$ band, and almost isotropic, $a \approx 0$, for $\hat{\mathbf{z}}'$ bands.³⁸⁾ The modulation of v along z direction is approximated roughly by $v_z(\hat{\mathbf{k}}) = v_z \text{sgn}(k_z)$ for quasi two-dimensional Fermi surfaces. The two dimensionality is characterized by the ratio, $\frac{v_z^2}{v_x^2 + v_y^2} = \frac{2v_z^2}{v_x^2 + v_y^2}$. The average of the Fermi velocity is defined as $v = \sqrt{\frac{v_x^2 + v_y^2 + v_z^2}{3}}$.

We now explain briefly the approximate analytic solution of the fundamental quasiclassical equations for weak-coupling superconductivity under magnetic fields. The solution can be obtained by the following approximations: (i) the spatial dependence of the internal magnetic field is averaged by B , (ii) the vortex lattice structure is expressed by the Abrikosov lattice, and (iii) the diagonal element of the Green's function is approximated

by the spatial average. Although all approximations mentioned above is valid near H_{c2} , comparisons with reliable numerical calculations suggest that the solution is competent quantitatively in wide region of the $(T; H)$ phase diagram except in very low T and H regions.²³⁾ For further detail we recommend the reader to refer the literature.^{18,20(23)} Here we only quote the expression of the free energy measured from the normal state,²³⁾ which is given for strongly type-II superconductors, $B \ll H$, in the clean limit as,

$$\begin{aligned} S/N_0 = & \sum_{n=0}^{\infty} \left(\frac{1}{2n+1} \right) \left(\frac{2e}{T_c} \right)^{2n+1} \ln \frac{T}{T_c} \\ & + 2 \sum_{n=0}^{\infty} \frac{1}{(2n+1)^2} \left(\frac{2e}{T_c} \right)^{2n+1} \ln \frac{T}{T_c} ; \quad (2.3) \end{aligned}$$

where ϵ is the band sum (either ϵ_0 or ϵ_1), N_0 is the total density of states (DOS) in the normal state, $n = N_0 \epsilon = N_0 \epsilon_0$ is the partial DOS of the band ϵ , and $\epsilon_n = (2n+1)T$ is the fermionic Matsubara frequency. Here g is the interaction matrix in unit of N_0^{-1} , $\gamma = 0.577216$ is the Euler's constant and the cut-off $\epsilon_c = T_c = 100$ is used in the summation of the Matsubara frequency. The function I_1 is given by

$$I_1 = \frac{2g}{1+g} \frac{p}{v_{\perp}^2(\hat{k})} \sum_{n=0}^{\infty} \frac{1}{(2n+1)^2} \int_0^1 \frac{dz}{z} W^0(iz); \quad (2.4)$$

with

$$g = 4 \left(1 + \frac{p}{i} \frac{2}{v_{\perp}^2(\hat{k})} \sum_{n=0}^{\infty} \frac{1}{(2n+1)^2} \int_0^1 \frac{dz}{z} W^0(iz) \right)^{-1}; \quad (2.5)$$

where $\lambda = (2\pi\hbar)^{-1/2}$ is the magnetic length, $u_n = 2\epsilon_n = v_{\perp}^2(\hat{k})$, and $W(z) = e^{z^2} \text{erfc}(iz)$ is the Faddeeva function. Here $v_{\perp}^2(\hat{k})$ is the component of v perpendicular to the field, which is given for the in-plane field, $H = H(\cos\phi_h; \sin\phi_h; 0)$ as

$$\frac{v_{\perp}^2(\hat{k})}{v^2} = \frac{2^p}{2+} \left(1 + \frac{4}{2+2a+a^2} \sin^2(\phi_h) \right); \quad (2.6)$$

Note that without the anisotropy in the velocity, $a = 0$, the oscillatory behaviors depend only on the relative angle, $\phi_0 = \phi_h$. In the single-band model the difference of ϕ_0 can be absorbed in the definition of H_{c2} because v_{\perp}^2 appears only in the form of v_{\perp}^2/v^2 . This is not the case for multiband models where ϵ is generally different. Once we obtain the equilibrium free energy for given T and H by minimizing the free energy with respect to the gap magnitude Δ , we can discuss the oscillatory behaviors of H_{c2} and C .

3. Results in single-band model

Let us discuss the single-band model with the gap having minimum in $[100]$ direction ($\phi_0 = 0$). At $T = 0$ the in-

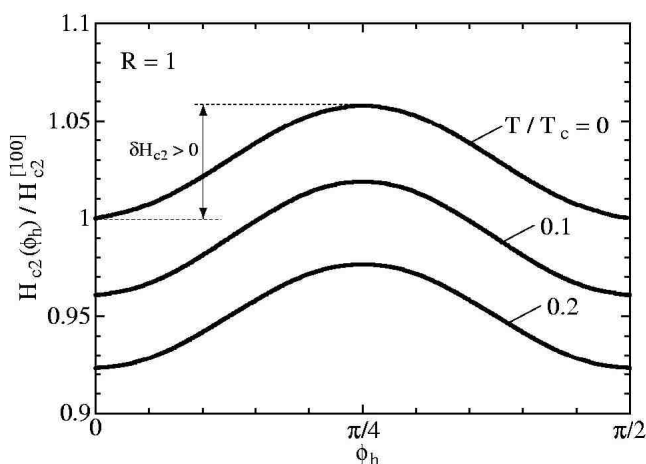


Fig. 3. The in-plane field angle dependence of the upper critical field with line of zeros in $[100]$ direction ($a = 0$, $\phi_0 = 0$).

plane H_{c2} anisotropy due to the modulation of the gap and/or the anisotropy of v is given by the formula,²³⁾

$$H_{c2} = \frac{2}{\pi} \frac{v}{T_c} \exp \left[-\frac{1}{2} \sum_{n=0}^{\infty} \frac{1}{(2n+1)^2} \int_0^1 \frac{dz}{z} W^0(iz) \right] \ln \frac{v_{\perp}^2(\hat{k})}{v^2}; \quad (3.7)$$

From this expression the minima of H_{c2} are obtained when the minima of the oscillation in the gap and in the perpendicular component of the velocity coincide. Thus, without the in-plane anisotropy in v , i.e., $a = 0$, the minima of H_{c2} are simply realized when the field is parallel to the direction of the gap minimum. On the other hand, without the gap modulation, i.e., $R = 0$, the anisotropy of v gives rise to the minima of H_{c2} when $H \parallel k[110]$ ($H \parallel k[100]$) for $a > 0$ ($a < 0$).

At finite temperatures we first discuss the case of the isotropic Fermi velocity, $a = 0$. Figure 3 shows the in-plane field angle dependence of H_{c2} for $R = 1$ at $T/T_c = 0, 0.1$ and 0.2 . As we expect it shows minima for $H \parallel k_0$ ($= 0$ and $=2$). The oscillatory amplitude in what follows is defined as $A = A(H \parallel k[110]) - A(H \parallel k[100])$ where A is either H_{c2} or C . The temperature dependence of H_{c2} scaled by $H_{c2}^{[100]}$ ($[100]$ denotes the field direction) is shown in Fig. 4. The amplitude of the H_{c2} oscillation is a monotonically decreasing function of T , and it becomes larger the smaller the size of the gap minimum is. The inset shows the temperature dependence of H_{c2} for $H \parallel k[100]$.

The field dependence of C at $T/T_c = 0.1$ is shown in Fig. 5. As the field decreases, the negative amplitude increases and changes sign at H . It is emphasized that even for the gap with line of zeros, $R = 1$, it reaches the maximum, and again decreases toward to zero. For larger modulation of the gap C has stronger field dependence. The overall behavior at the lowest temperature can be understood as follows. At higher fields the in-plane H_{c2} anisotropy yields the oscillation in $H = H_{c2}$ since H is fixed in the experimental situation. It leads to the amplitude oscillation in C , which predominates the oscillatory behavior in C . Therefore, the oscillatory amplitude of C

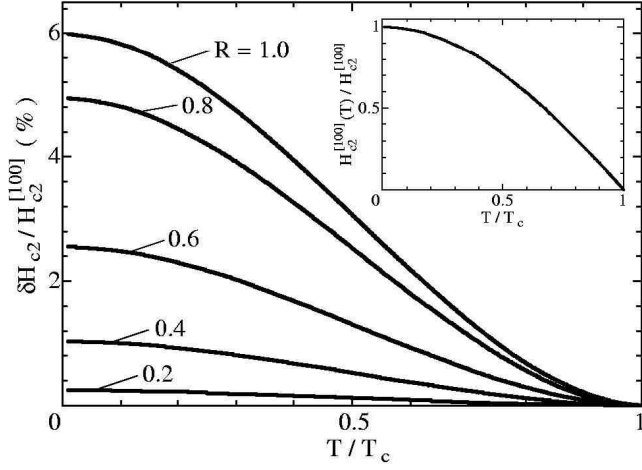


Fig. 4. The temperature dependence of the oscillatory amplitude of H_{c2} with different size of the gap minimum, R ($a = 0$, $\phi_0 = 0$). The inset shows the temperature dependence of H_{c2} for $H \parallel k_{[100]}$.

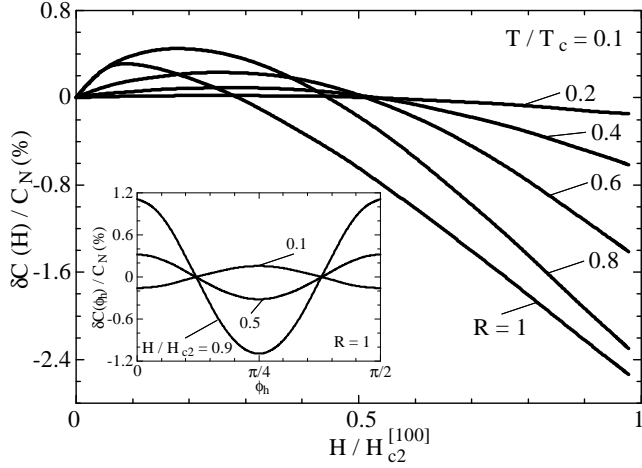


Fig. 5. The field dependence of the oscillatory amplitude of the specific heat at $T = T_c = 0.1$ ($a = 0$, $\phi_0 = 0$). The inset shows the angle dependence of δC .

has the opposite sign of H_{c2} . At lower fields $H \ll H_c$, the Doppler shift argument can be applied.¹⁶⁾ The local QP with the momentum \hat{k} has the energy spectrum, $E_{\hat{k}} + v_s \hat{k}$ in the supercurrent flowing around vortices with the velocity v_s . This energy shift gives rise to a finite DOS near the gap minimum if $\hat{k} \cdot \mathbf{v}_s > j(\hat{k})j$. Since $v_s \propto H$, the number of activated gap minimum becomes largest in the case of $H \parallel k_0$ yielding a maximum in C . In the limit of $H \rightarrow 0$, C decreases again since the volume fraction of the locally activated QPs becomes small.

It should be noted that the Doppler shift argument is valid only at low temperature. At elevated temperature, positive contribution to C from the activated QPs near the gap minimum becomes less pronounced and the negative contribution from the H_{c2} anisotropy predominates. This is seen clearly by the field dependence of C at $T = T_c = 0.1, 0.2$ and 0.3 as shown in Fig. 6. For $T = T_c = 0.2$ no sign changes occur in C .

Next we discuss the effect of the anisotropy of v . For

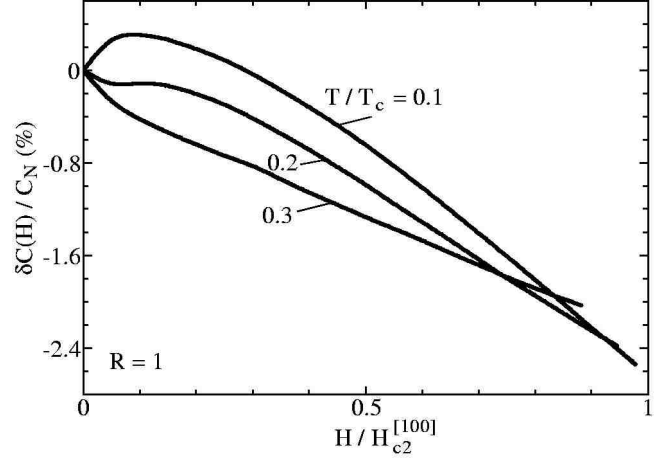


Fig. 6. The oscillatory amplitude of specific heat at elevated temperature ($a = 0$, $\phi_0 = 0$).

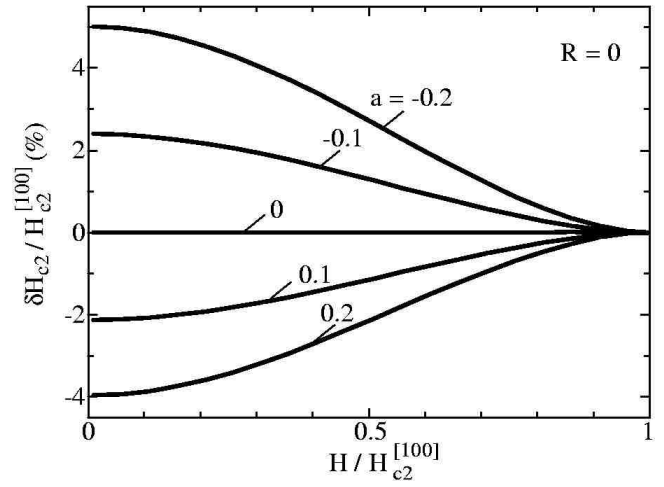


Fig. 7. The temperature dependence of H_{c2} for the isotropic full gap with the anisotropic Fermi velocity.

this purpose we consider the isotropic gap, $R = 0$. The temperature dependence of H_{c2} with the anisotropy is shown in Fig. 7. The effect of anisotropy in H_{c2} has the opposite sign of a and is monotonically decreasing (increasing) function of T for $a < 0$ ($a > 0$). Note that the oscillatory amplitude due to the anisotropic velocity can be the same order of magnitude of that due to the gap modulation.

Figure 8 shows the field dependence of C at $T = T_c = 0.1$. Since there is no contribution from the Doppler-shifted QPs in this case ($R = 0$), the oscillatory behaviors come purely from the anisotropy of H_{c2} , which affects the oscillatory behaviors over weak field region. Thus, the oscillatory amplitude of C has the same sign of a and its magnitude decreases monotonically as H decreases.

As will be discussed in the next section, the oscillatory behaviors in Sr_2RuO_4 is determined roughly by the contribution from the primary band. Viewing a small positive anisotropy of v in the band,³⁸⁾ we expect that the primary gap in the band has a modulation with an intermediate size of minimum in $[100]$ direction ($R = 0.6(0.8)$, $\phi_0 = 0$) for consistency with experiments.^{9,10)}

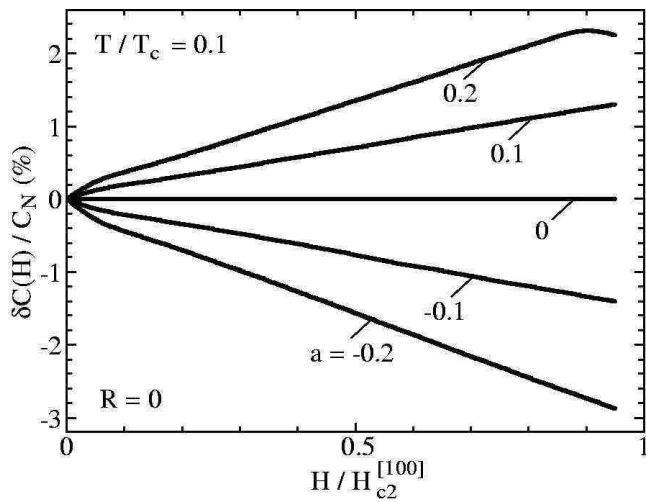


Fig. 8. The field dependence of C for the isotropic full gap with the anisotropic Fermi velocity.

4. Interplay of two-band superconductivity

With the knowledge obtained in the previous section, let us discuss the oscillatory behaviors in Sr_2RuO_4 . Since the γ and $\alpha\beta$ bands have similar characters of Fermi surface and the Cooper pair scattering between them is expected not to be small, we adopt an effective two-band model for Sr_2RuO_4 . We use the normal DOS, $n_\gamma = 0.57$ and $n_{\alpha\beta} = 0.43$, based on the de Haas-van Alphen measurements.²⁴⁾ The parameters of two dimensionality are estimated as $\nu_\gamma = 6.0 \times 10^6$ and $\nu_{\alpha\beta} = 3.0 \times 10^4$, respectively, and $\nu_\gamma^2 = \nu_{\alpha\beta}^2 = 4.0$, from the experimental value of $H_{c2}^{(c)} = H_{c2}^{(a)}$ and the Fermi surface topology.²⁴⁾ For the gap structure (R, ν_0) and the anisotropy of ν (a), we choose $R = 0.65$, $\nu_0 = 0$ and $a = 0.1$ for the primary band. For the passive bands, we adopt $R = 1$, $\nu_0 = 4$ and $a = 0$, which can explain naturally the anomalous temperature dependence of H_{c2} as will be shown shortly.

Before discussing the oscillatory behaviors we first determine the interaction parameters for Sr_2RuO_4 . This is done by the specific heat fitting at $H = 0$. The best fitting is achieved by

$$\hat{V} = \begin{pmatrix} 1 & \\ & 2 \end{pmatrix}; \quad (4.8)$$

with $\nu_1 = 0.4$, $\nu_2 = \nu_1 = 0.65$ and $\nu_3 = \nu_1 = 0.12$, as shown in Fig. 9. The open circle represents the experimental data taken from Ref.³⁹⁾ The inset shows the results at $H = H_{c2}^{[100]} = 0.1$, which indicate that almost all the QPs in the γ band is already activated at this field.

Figure 10 shows the temperature dependence of the in-plane H_{c2} anisotropy. The behavior at low temperatures is similar to the single band case in Fig. 4 except that the oscillatory amplitude is suppressed by the positive weak anisotropy in ν . It is remarkable that the oscillatory amplitude changes its sign near T_c . This can be understood as an interplay of the primary gap in band having them minimum in $[100]$ direction with the secondary gap in $\alpha\beta$ band having the different minimum in $[110]$ direction. The contribution from the secondary gap,

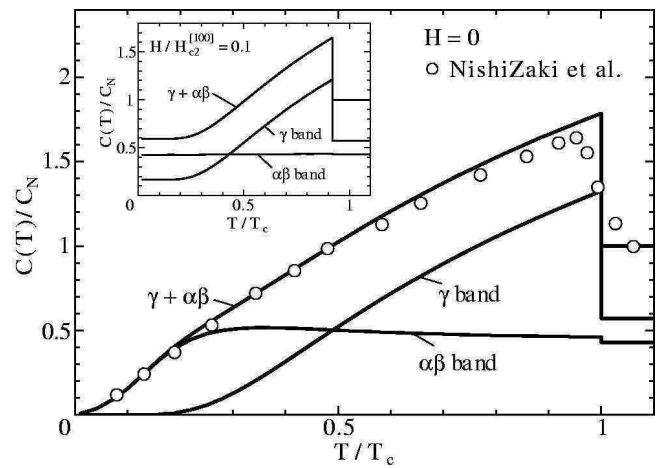


Fig. 9. The temperature dependence of C at zero field. The open circle represents the experimental data taken from Ref.³⁹⁾ The inset shows $C(T)$ at $H = H_{c2}^{[100]} = 0.1$.

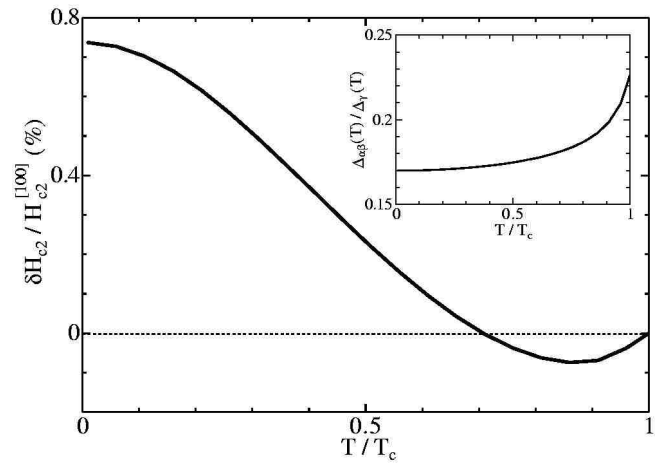
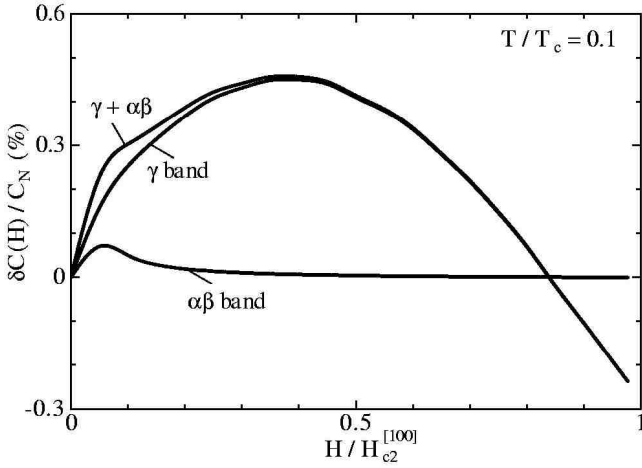


Fig. 10. The field dependence of H_{c2} . The ratio of the two gaps at $H_{c2}(T)$ is shown in the inset.

which has the opposite sign of the primary gap's, is enhanced near T_c yielding the negative amplitude in H_{c2} . The enhancement of the ratio of two gaps at $H_{c2}(T)$ is shown in the inset of Fig. 10. This is the strong evidence that the secondary gaps in $\alpha\beta$ bands have the gap minimum in $[110]$ direction. The similar interplay of two-band superconductivity is observed in MgB_2 , in which the 3-dimensional passive band predominates over the 2-dimensional primary band showing the strong temperature dependence in $H_{c2}^{(a)} = H_{c2}^{(c)}$.⁴⁰⁽⁴⁴⁾

Finally, we discuss the field dependence of C for Sr_2RuO_4 . The contributions from each bands are separately shown in Fig. 11. Both the gap modulation with minimum in $[100]$ direction and the anisotropy in ν with $a > 0$ contributes to the positive oscillatory amplitude in C at low fields. Since the passive bands give no contribution to C except in very low fields, total amplitude becomes smaller than the single-band result by a factor of n_γ ($= 0.57$). It is remarkable that the $\alpha\beta$ contribution at low fields has positive sign. We expect naively that the gap modulation with minimum in $[110]$ direction gives

Fig. 11. The field dependence of C .

the negative sign of C at low fields. However, this naive expectation based on the Doppler shift argument is valid only at very low temperature. Since the passive gap is small as compared with (T) even at low fields, $T = T_c = 0.1$ is regarded effectively in high temperature region. Therefore, the positive contribution from bands results as the case of $T = T_c = 0.2$ shown in Fig. 6 (note that $\mu_0 = 4$ in this case). The overall behaviors of C is consistent with experiments.^{9,10)}

5. Summary

We have investigated the influence of the modulation of the gap and the anisotropy of the Fermi velocity to the oscillatory behaviors of H_{c2} and C , using the approximate analytic solution of the quasiclassical formalism.

It is shown that for the single-band model the minimum direction of the in-plane H_{c2} anisotropy coincides with either the minimum of the gap modulation or the Fermi velocity. If they are in different directions, the resultant amplitude becomes small due to the competing contributions from both effects. The absolute magnitude of the H_{c2} anisotropy is a monotonically decreasing function of T . Due to the H_{c2} anisotropy the oscillatory behavior of C at high fields shows the opposite tendency of the H_{c2} anisotropy and its magnitude increases toward H_{c2} . At low fields and low temperatures the effect of the so-called Doppler shift plays an important role yielding the opposite oscillatory behaviors to the high-field ones. Therefore we can safely conclude that the source of the oscillatory behaviors is the modulation of the gap, if a sign change is observed in the oscillatory amplitude of $C(H)$. It is noted however that the effect of the Doppler shift is pronounced only at sufficiently low temperatures.

With a combination of the results above, we have discussed the gap symmetry for Sr_2RuO_4 . The oscillatory behavior of C is roughly determined by the primary gap in the band. To be consistent with experiments we conclude that the primary gap has an intermediate magnitude of minimum in $[100]$ direction. Assuming that the secondary gap in bands has line of zeros in $[110]$ direction we have shown that the in-plane H_{c2} anisotropy exhibits the anomalous temperature dependence with a

sign change near T_c . This is understood by the opposite contribution from the passive bands, which becomes predominant over the band contribution near T_c . The observation that the interplay of two gaps is pronounced near T_c provides an alternative way to determine gap symmetry in passive bands, which is hardly accessible by ordinary experiments. With the assumed gap model the total behavior of C together with the band contributions is consistent with experiments.

Acknowledgment

The author would like to thank T. M. Rice, M. Sigrist, I. Mazin, Y. Matsuda, K. Izawa, T. Watanabe, N. Nakai, K. Deguchi, T. Nomura, K. Kubo and Y. Kato for fruitful discussions.

- 1) A. J. Leggett: Rev. Mod. Phys. 47 (1975) 331.
- 2) M. Sigrist and K. Ueda: Rev. Mod. Phys. 63 (1991) 239.
- 3) K. Izawa, K. Kamata, Y. Nakajima, Y. Matsuda, T. Watanabe, M. Nohara, H. Takagi, P. Thalmeier and K. Maki: Phys. Rev. Lett. 89 (2002) 137006.
- 4) K. Izawa, H. Yamaguchi, T. Sasaki, Y. Matsuda: Phys. Rev. Lett. 88 (2002) 027002.
- 5) K. Izawa, H. Yamaguchi, Y. Matsuda, H. Shishido, R. Settai and Y. Onuki: Phys. Rev. Lett. 87 (2001) 057002.
- 6) K. Izawa, H. Takahashi, H. Yamaguchi, Y. Matsuda, M. Suzuki, T. Sasaki, T. Fukase, Y. Yoshida, R. Settai and Y. Onuki: Phys. Rev. Lett. 86 (2001) 2653.
- 7) M. A. Tanatar, S. Nagai, Z. Q. Mao, Y. Maeno and T. Ishiguro: Phys. Rev. B 63 (2001) 064505.
- 8) M. A. Tanatar, M. Suzuki, S. Nagai, Z. Q. Mao, Y. Maeno and T. Ishiguro: Phys. Rev. Lett. 86 (2001) 2649.
- 9) K. Deguchi, Z. Q. Mao, H. Yaguchi and Y. Maeno: Phys. Rev. Lett. 92 (2004) 047002.
- 10) K. Deguchi, Z. Q. Mao and Y. Maeno: J. Phys. Soc. Jpn. in press No.5 (2004).
- 11) H. Aoki, T. Sakakibara, H. Shishido, R. Settai, Y. Onuki, P. Miranovic and K. Machida: cond-mat/0312012.
- 12) T. Park, E. E. M. Chia, M. B. Salamon, E. D. Bauer, I. Vekhter, J. D. Thompson, E. M. Choi, H. J. Kim, S.-I. Lee and P. C. Canfield: cond-mat/0310663.
- 13) T. Park, M. B. Salamon, E. M. Choi, H. J. Kim and S.-I. Lee: cond-mat/0307041.
- 14) T. Park, M. B. Salamon, E. M. Choi, H. J. Kim and S.-I. Lee: Phys. Rev. Lett. 90 (2003) 177001.
- 15) G. E. Volovik: Pis'ma Zh. Eksp. Teor. Fiz. 58 (1993) 457 [JETP Lett. 58 (1993) 469].
- 16) I. Vekhter, P. J. Hirschfeld, J. P. Carbotte and E. J. Nicol: Phys. Rev. B 59 (1999) R9023.
- 17) H. Won and K. Maki: Europhys. Lett. 56 (2001) 729.
- 18) T. Dahm, S. G. Raser, C. Iniotakis and N. Schopohl: Phys. Rev. B 66 (2002) 144515.
- 19) P. Miranovic, N. Nakai, M. Ichioka and K. Machida: Phys. Rev. B 68 (2003) 052501.
- 20) U. Brandt, W. Pesch and L. Tewordt: Z. Phys. 201 (1967) 209.
- 21) W. Pesch: Z. Phys. B Condens. Matter 21 (1975) 263.
- 22) A. Houghton and I. Vekhter: Phys. Rev. B 57 (1998) 10831.
- 23) H. Kusunose: cond-mat/0401077.
- 24) A. P. Mackenzie and Y. Maeno: Rev. Mod. Phys. 75 (2003) 657.
- 25) Z. Q. Mao, Y. Maeno, S. Nishizaki, T. Akima and T. Ishiguro: Phys. Rev. Lett. 84 (2000) 991.
- 26) C. Lupien, W. A. MacFarlane, C. Proust and L. Taillefer: Phys. Rev. Lett. 86 (2001) 5986.
- 27) H. Yaguchi, T. Akima, Z. Q. Mao, Y. Maeno and T. Ishiguro: Phys. Rev. B 66 (2002) 214514.
- 28) K. Ishida, H. Mukuda, Y. Kitaoka, K. Asayama, Z. Q. Mao, Y. Mori and Y. Maeno: Nature 396 (1998) 658.
- 29) G. M. Luke, Y. Fudamoto, K. M. Kojima, M. J. Larkin, J. Merrin, B. Nachumi, Y. J. Uemura, Y. Maeno, Z. Q. Mao, Y. Mori, H.

- Nakamura and M. Sigrist: *Nature* 394 (1998) 558.
- 30) K. Ishida, Y. Kitaoka, K. Asayama, S. Ikeda, S. Nishizaki, Y. Maeno, K. Yoshida and T. Fujita: *Phys. Rev. B* 56 (1997) R505.
- 31) D. F. Agterberg, T. M. Rice and M. Sigrist: *Phys. Rev. Lett.* 78 (1997) 3374.
- 32) M. E. Zhitomirsky and T. M. Rice: *Phys. Rev. Lett.* 87 (2001) 057001.
- 33) H. Kusunose and M. Sigrist: *Europhys. Lett.* 60 (2002) 281.
- 34) D. F. Agterberg: *Phys. Rev. Lett.* 80 (1998) 5184.
- 35) M. Sigrist: *J. Phys. Soc. Jpn.* 69 (2000) 1290.
- 36) K. Miyake and O. Narikiyo: *Phys. Rev. Lett.* 83 (1999) 1423.
- 37) T. Nomura and K. Yamada: *J. Phys. Soc. Jpn.* 71 (2002) 404; Y. Yanase, T. Jujo, T. Nomura, H. Ikeda, T. Hotta and K. Yamada: *Phys. Rep.* 387 (2003) 1.
- 38) I. I. Mazin and D. Singh: *Phys. Rev. Lett.* 79 (1997) 733; I. I. Mazin: private communication.
- 39) S. Nishizaki, Y. Maeno and Z. Q. Mao: *J. Phys. Soc. Jpn.* 69 (2000) 572.
- 40) L. Lyard, P. Samuely, P. Szabo, T. Klein, C. Marcenat, L. Paulius, K. H. Parkin, C. J. Jung, H.-S. Lee, B. Kang, S. Choi, S.-I. Lee, J. Marcus, S. Blanchard, A. G. M. Jansen, U. Welp, G. Karapetrov and W. K. Kwok: *Phys. Rev. B* 66 (2002) 180502.
- 41) M. Angst, R. Puzniak, A. Wisniewski, J. Jun, S. M. Kazakov, J. Karpinski, J. Roos and H. Keller: *Phys. Rev. Lett.* 88 (2002) 167004.
- 42) T. Dahm and N. Schopohl: *Phys. Rev. Lett.* 91 (2003) 017001.
- 43) M. E. Zhitomirsky and V. H. Dao: *Phys. Rev. B* 69 (2004) 054508.
- 44) P. Miranovic, K. Machida and V. G. Kogan, *J. Phys. Soc. Jpn.* 72 (2003) 221.