

# Biology helps to construct weighted scale free networks

A. Ramezani

Department of Physics, Sharif University of Technology,

P.O. Box 11365-9161, Tehran, Iran and

Institute for Advanced Studies in Basic Sciences, Zanjan 45195-159, Iran

(dated: April 14, 2024)

## Abstract

In this work we study a simple evolutionary model of bipartite networks which its evolution is based on the duplication of nodes. Using analytical results along with numerical simulation of the model, we show that the above evolutionary model results in weighted scale free networks. Indeed we find that in the one mode picture we have weighted networks with scale free distributions for interesting quantities like the weights, the degrees and the weighted degrees of the nodes and the weights of the edges.

---

Electronic address: ramzanpour@mehr.sharif.edu

## I. INTRODUCTION

Most of interacting systems can be regarded as complex networks [1, 2, 3]. Certainly, seeking the structural and universal properties of these networks is a main goal in studying the behavior of these systems [4, 5, 6, 7, 8]. Among these one can refer to the small-world phenomenon [4] and the scale free behavior of degree distribution [1], where degree denotes the number of nearest neighbors of a node. Clearly finding the basic ingredients to produce such behaviors helps us in a better understanding of real networks. For example it is now clear that a simple evolution of networks in which new nodes prefer to be connected to higher degree nodes, could give rise to scale free networks with a power law degree distribution ( $P(k) \sim k^{-\gamma}$ ) [5]. The above process seems a natural rule in the evolution of most of the real networks and one can even measure the tendency of new nodes to have a preferential attachment [9].

An interesting feature of real networks is that they are complex weighted networks [10, 11]. For example we can associate a weight to each node of a network which might represent the size or power of that node to create connections with the other nodes. In a protein complex network this weight is the number of proteins attributed to a protein complex [12, 13]. We could also assign a weight to each edge of a network which might be a measure of interaction between the end point nodes of the edges in the network. In the example of protein complex network this weight shows the number of proteins that two protein complexes have in common. The weight of an edge in this case would be an appropriate measure to quantify the functional correlation of two protein complexes connected by that edge. In the same way one could consider social collaboration networks, e.g. scientific coauthorship networks [14, 15, 16], as weighted networks. In this situation the weight of a node, which represents an author, gives the number of articles written by that author and the weight of an edge between two nodes is the number of articles that the corresponding authors have coauthored together. It is reasonable to think that two authors with a larger number of articles in common, would have a larger communication and so would be closer to each other than to the other authors. As another example one may take the social network of communities or groups in a society. Each group has a weight which represents the number of its members and the weight of an edge connecting two groups gives the number of shared members. Certainly two groups with a larger number of members in common have a larger

interaction with each other and so a higher probability to transmit any kind of information between one another.

As the above paragraph reveals, there are a large number of weighted networks which can be exhibited as a one mode picture of a bipartite network [16, 17]. For example in the case of the protein complex network we could make a bipartite network of proteins and protein complexes. An edge in this bipartite network only connects a protein (a node of type I) to a protein complex (a node of type II) and means that this protein is a member of the associated protein complex. In the same way one can construct the bipartite network of a scientific coauthorship network where nodes of type I and II represent the articles and the authors respectively.

The presence of power law distributions with exponents around 2 is a main characteristic of the above studied networks [10, 13, 14, 16, 17]. Here the relevant distributions are the weight, the degree and the weighted degree distribution of the nodes and the weight distribution of the edges in the one mode picture. We define the weighted degree of a node as the sum of the weights of the edges emanating from that node. Thus one can ask if there is a simple rule for the evolution of bipartite networks which reproduces the basic features of the above complex weighted networks?

In this paper we study a simple model for the evolution of bipartite networks. To this end we apply a well known rule of biology in the context of protein evolution, that is duplication of proteins, to the evolution of bipartite networks. It has been shown that this mechanism can well reproduce the structural properties of the protein interaction networks [18, 19]. In Ref. [13] the same procedure has been applied to simulate the evolution of a protein complex network. Let us illustrate the duplication mechanism in the example of a scientific coauthorship network; A new article in this network could well be assumed as a result of an old article (it has been duplicated) with some changes probably in the list of the authors (its connections have undergone mutation). This new article may also introduce a new author to the list of present authors (it creates a new node of the other type). Note that an author with a higher number of articles has a larger probability to produce a new article. This feature automatically enters the model if we select randomly an article for duplication. This is an important property of duplication mechanism in the bipartite networks which results in the emergence of scale free distributions.

In the following we will permit both types of the nodes to have the chance of duplication.

Note that this event is meaningless in the example of scientific coauthorship network in which the authors of an article has been fixed at the time of its birth. However, in other examples such as the social network of groups, it is a reasonable event where a new group might form as a duplication of an already present group. Here for the sake of simplicity we only consider the simple case of pure duplication of the nodes. Finally we shall take into account the limited age of the nodes which prevents them from having connections with the new nodes. This phenomenon has an essential role in networks like the scientific collaboration networks where a retired person can not contribute in writing a new article. It turns out that the simple model introduced in this paper can generate complex weighted networks with scale free distributions for both the weight of the nodes and the edges and also for the degree and the weighted degree of the nodes in the one mode pictures.

The paper is organized as follows. In the next section we give the model definition in detail. Section III is devoted to the analytic study of the model along with the results of the numerical simulations. In section IV we study the effect of limited ages of the nodes on the behavior of the interesting quantities by means of numerical simulations. Section V includes the conclusion remarks of the paper.

## II. THE MODEL DEFINITION

Consider a bipartite network with  $n$  nodes of the first type and  $N$  nodes of the second type. We will index nodes of type I by small letters like  $a, b, c, \dots$  and nodes of the other type by capital letters, that is  $A, B, C, \dots$ . In the same way each quantity will be represented by small or capital letter according to its relation with the type of nodes. For example by  $m_a(t)$  and  $m_A(t)$  we mean respectively the weight of a first and a second type node at time  $t$ . Here the weight of a node is the number of its connections in the bipartite network. To evolve the network we go through the following rules:

- i) in each step we choose one type of nodes for duplication. With probability  $\frac{n}{n+N}$  a node of the first type and with probability  $\frac{N}{n+N}$  a node of the second type will be chosen for duplication.
- ii) Suppose that we have decided to duplicate a node of the first type. Now a node is randomly chosen to produce a copy of itself. This copy, which is the same type as the duplicated node, will also have the same weight and even the same set of connections with the other type of nodes.

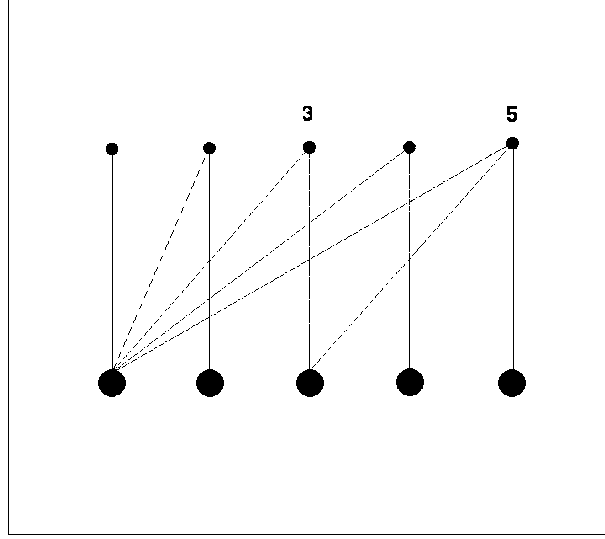


FIG .1: A step of the evolution of a bipartite network in which node 3 of type I has been duplicated. The result of this duplication is node 5.

iii) Finally we allow the new node to create a node of the other type and to connect to it. These processes have been shown in Fig. 1.

Note that all the above processes occur in one time step that is from  $t$  to  $t + 1$  and the same events could happen for a node of the second type.

### III. ANALYTIC STUDY OF THE MODEL

Note that the only parameter of the model defined above is  $\alpha$ . Moreover due to the symmetry of the evolution if we compute the behavior of nodes of type II we could get the behavior of the other type only by replacing  $\alpha$  with  $1 - \alpha$ .

As the initial condition we start at time  $t = 1$  with one node of type I which has been connected to one node of type II. Thus according to the deterministic creation of the nodes, the number of nodes at time  $t$  will be given by  $n(t) = N(t) = t$ .

We can write the following equation for the average weight of node A which entered the network at time  $t_A = t$ :

$$m_A(t+1) = m_A(t) + \frac{m_A(t)}{n(t)} \quad (1)$$

Indeed the second term in this equation is the probability that a node of type I which is connected to node A, be selected for duplication. If so the weight of node A will increase by

one due to the connection with the new node. Note that a node of type II has the average weight

$$m_A(t_A) = 1 + (1 - \frac{1}{N(t_A)}) \sum_{B=1}^{N(t_A)-1} m_B(t_A - 1) = N(t_A - 1); \quad (2)$$

at the time of its birth. From these equations one can find the following equation for

$$\langle t \rangle = \sum_A P_A m_A(t) = \sum_a P_a m_a(t)$$

$$\langle t+1 \rangle = \langle t \rangle + 1 + \langle t \rangle = t; \quad (3)$$

Where  $\langle t \rangle$  gives the average number of edges in the bipartite network. Here we have used the fact that  $n(t) = N(t) = t$ . In the continuum approximation where we take  $t$  as a continuum variable, the above equation can be rewritten as

$$\frac{d \langle t \rangle}{dt} = 1 + \langle t \rangle = t; \quad (4)$$

which has the solution

$$\langle t \rangle = t(1 + \ln t); \quad (5)$$

with the initial condition  $\langle 1 \rangle = 1$ . Thus the average weight of a node in the network will increase with the logarithm of  $t$ . In the same way the solution of Eq. 1 takes the following form in the continuum approximation

$$m_A(t) = m_A(t_A)(t=t_A) = [1 + (1 - \frac{1}{N(t_A)}) (1 + \ln t_A)] (t=t_A); \quad (6)$$

For  $\beta = 1$  this equation gives

$$m_A(t) = t - t_A; \quad (7)$$

Note that having in hand this behavior we can use the conservation of probabilities to compute the distribution function of the weight of the nodes  $S(m)$  in the network. Indeed the number of nodes whose weights are between  $m$  and  $m + \Delta m$ , i.e.  $S(m) \Delta m$ , is equal to the number of nodes which have entered the network between times  $t_A$  and  $t_A + \Delta t_A$  where  $t_A$  is given by Eq. 7. Note also that in each step a new node has been introduced to the network. Therefore we find that  $S(m)$  behaves like

$$S(m) \propto m^{-2}; \quad (8)$$

On the other hand we have the following relation for  $m_A(t)$  in the case of  $\beta = 0$

$$m_A(t) = 2 + \ln t_A; \quad (9)$$

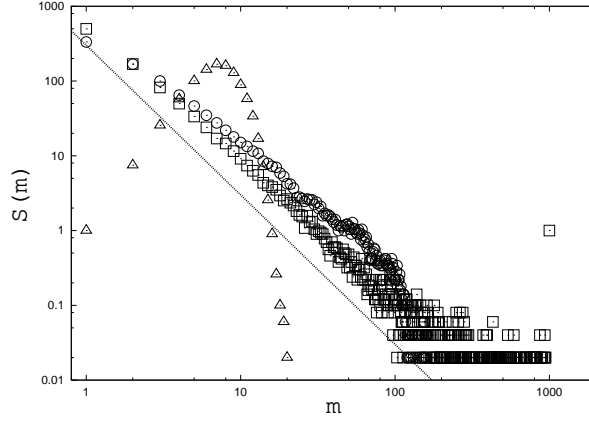


FIG. 2: Weight distribution of the nodes of type II for some values of  $\alpha$ . The parameters are  $t = 1000$ ,  $\alpha = 1$  (squares),  $\alpha = 0.5$  (circles) and  $\alpha = 0$  (triangles). The data are result of averaging over 50 runs of the evolution of the model. This number is the same in all the numerical simulations of the model represented in this paper. The guideline shows a power law behavior of exponent 2.

which is independent of  $t$  and only depends on the birth time of the node  $A$ . It is easy to show that in this case

$$S(m) \sim e^{-m} : \quad (10)$$

Thus the number of nodes increases exponentially with the weight of node. But the network is finite and we will encounter the finite size effects for the smaller values of  $m$  in this case. Therefore for  $\alpha = 1$  we have the exponent 2 for  $S(m)$  while in the case of  $\alpha = 0$  this exponent will be 1 which reflects the exponential decay of the weight distribution due to the finite size of the network. These arguments have been confirmed in Fig 2 which shows the results of numerical simulations in these cases. Note that when  $\alpha = 0$  we have always a node of the second type with weight  $t$ . This node is indeed the one we have started with it. We remind that in the same time the exponent of  $s(m)$ , the weight distribution of nodes of type I, is obtained by interchanging  $\alpha$  and  $1 - \alpha$ .

Now let us consider the one mode picture of the above bipartite network constructed by the second type nodes. First we focus on the evolution of the degree of a node in this picture. Indeed the number of neighbors of node  $A$  increases by one when the duplicated node is a member of it in the case of first type duplication. The probability for this to happen is  $m_A(t)/n(t)$ . In the case of second type duplication, the number of neighbors increases only when the duplicated node is a neighbor of node  $A$  or the node  $A$  itself. This probability is

given by (1)  $(k_A(t) + 1) = N(t)$ . So for node A with  $t_A = t$ , we have

$$k_A(t+1) = k_A(t) + m_A(t) = n(t) + (1 - \alpha) (k_A(t) + 1) = N(t); \quad (11)$$

In the same way one obtains the average degree of node A at the time of its birth

$$k_A(t_A) = \sum_{b=1}^{n(t_A-1)} m_b(t_A-1) = n(t_A-1) + (1 - \alpha) \sum_{B=1}^{N(t_A-1)} k_B(t_A-1) = N(t_A-1); \quad (12)$$

But  $\sum_{b=1}^n m_b(t) = \dot{n}(t)$  and  $\dot{n}(t)$  is given by Eq. (5). We also define  $L(t) = \sum_{B=1}^N k_B(t)$  and use Eqs.(11) and (12) to write the following relation for  $L(t)$

$$L(t+1) = L(t) + 2\dot{n}(t) = n(t) + 2(1 - \alpha)L(t) = N(t) + (1 - \alpha)L(t); \quad (13)$$

where  $L(t) = 2$  gives the number of edges in the one mode picture of the nodes of type II.

Solving this equation in the continuum approximation we find

$$L(t) = (1 + 2\alpha)^{-1} (t^{2(1-\alpha)} - 1) = (1 - 2\alpha)^{-1} 2t \ln t = (1 - 2\alpha)^{-1}; \quad (14)$$

For  $\alpha = 1$  we get  $L(t) = 2t \ln(t)$  and for  $\alpha = 0$  this behavior is replaced by  $L(t) = t(t - 1)$ .

Going back to Eq.(11) we are now ready to solve it in the continuum approximation

$$k_A(t) = [1 + (1 - \alpha)(1 + \ln t_A)](t - t_A) = (2 - 1 - \alpha) + C_A t^{-1}; \quad (15)$$

where  $C_A$  is a constant determined by Eq. (12). For  $\alpha = 1$  the above relation takes the form

$$k_A(t) = t - t_A + \ln(t_A - 1); \quad (16)$$

which for  $t \gg 1$  predicts a power law degree distribution of exponent 2 for the large values of  $k$ , that is  $P(k) \sim k^{-2}$ . In Fig.3 we have shown the degree distribution for some values of  $\alpha$ . Note that for  $\alpha = 0$  we have a fully connected network in which  $k_A(t) = t - 1$  for all the nodes.

Note also that each edge of the above network has a weight  $w$  and so one can speak of weighted degree of a node  $Z(t)$ , which gives the sum of weights of the edges emanating from that node, i.e.  $Z_A(t) = \sum_{B \in A} w_{AB}(t)$ . The average of  $Z_A(t)$  for  $t_A = t$  is determined by the following considerations; First consider the case of type I duplication where  $m_A(t) = n(t)$  gives the probability that a member of node A is selected for duplication. In this case  $Z_A(t)$  increases by  $m_A(t)$  that we define as the average weight of a node of type I at time  $t$



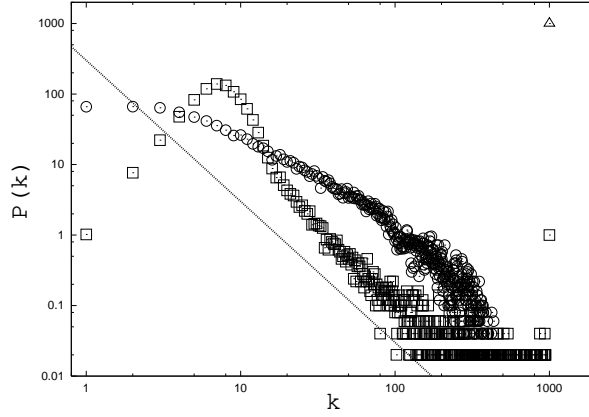


FIG .3: Degree distribution of the nodes of type II in the one mode picture. The parameters are  $t = 1000$ ,  $\alpha = 1$  (squares),  $\alpha = 0.5$  (circles) and  $\alpha = 0$  (triangles). The guideline shows a power law behavior of exponent 2.

which is connected to node A in the bipartite network. On the other hand in the case of the second type duplication,  $Z_A(t)$  increases only when the selected node is the node A or one of its neighbors in the one mode picture. In the latter case  $Z_A(t)$  increases by  $w(B \rightarrow A; t)$  which denotes the average weight of an edge emanating from node A in the one mode picture and in the former case it increases by  $m_A(t)$ . Thus we obtain

$$Z_A(t+1) = Z_A(t) + m_A(t)m(t \rightarrow A) = n(t) + (1 - \alpha) [m_A(t) = N(t) + k_A(t)w(t \rightarrow A) = N(t)] : (17)$$

Similarly when node A enters the network we have

$$Z_A(t_A) = \sum_a m_a(t_A - 1) = n(t_A - 1) + (1 - \alpha) \sum_B [m_B(t_A - 1) + k_B(t_A - 1)w(t_A - 1 \rightarrow B)] = N(t_A - 1) : (18)$$

Let us define  $Q(t) = \sum_A Z_A(t)$ . Then Using Eqs. (17) and (18) along with  $n(t) = N(t) = t$  we find

$$Q(t+1) = Q(t) + (2 - \alpha)Q(t) = t + 2(t) - t; (19)$$

where we have used the following relations

$$Z_A(t) = k_A(t)w(t \rightarrow A) = m_A(t) [n(t \rightarrow A) - 1] : (20)$$

We can solve Eq. (19) in the continuum approximation and with the initial condition  $Q(1) = 0$  to find

$$Q(t) = 2(2 - \alpha)t(t^{1-\alpha} - 1) = (1 - \alpha)^2 - 2t \ln t = (1 - \alpha) : (21)$$

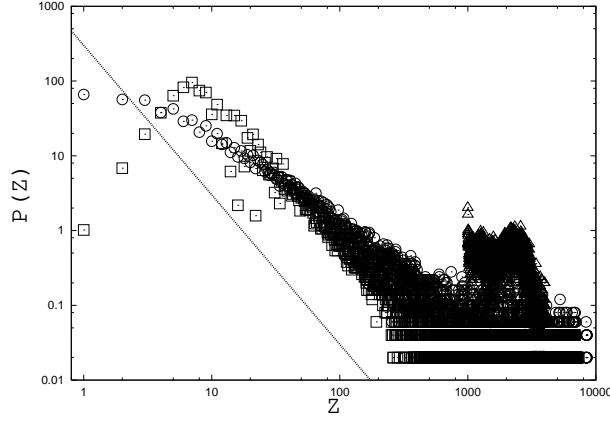


FIG. 4: Distribution of weighted degree of the nodes of type II in the one mode picture. The parameters are  $t = 1000$ ,  $\alpha = 1$  (squares),  $\alpha = 0.5$  (circles) and  $\alpha = 0$  (triangles). The guideline shows a power law behavior of exponent 2.

Now from Eq. (18) we can write

$$Z_A(t_A) = (t_A - 1) = (t_A - 1) + (1 - \alpha)Q(t_A - 1) = (t_A - 1): \quad (22)$$

Solving Eq.(17) in the continuum approximation we obtain

$$Z_A(t) = C_A t^{-\alpha} m_A(t) = (1 - \alpha); \quad (23)$$

where  $C_A$  is again a constant determined by Eq.(22). For  $\alpha = 1$  it is easy to find that

$$Z_A(t) = [\ln t + 1 + \ln[(t_A - 1) = t_A]] t = t_A: \quad (24)$$

As it is seen for  $t \gg 1$  we expect a power law distribution for weighted degrees with exponent 2, i.e.  $P(Z) \sim Z^{-2}$ . On the other extreme that is for  $\alpha = 0$  we have

$$Z_A(t) = [4(t_A - 1) - 1 - \ln[(t_A - 1) = t_A]] t = t_A - 2 \ln t_A: \quad (25)$$

Thus for large times  $Z_A(t)$  is nearly independent of  $t_A$  and we find a delta like distribution for this quantity. The reader can check these statements in Fig.4.

Finally let us study the behavior of weight of the edges in the one mode picture. The average weight of the edge between two nodes A and B with  $t_A < t_B = t$ , increases by one only when the duplicated node is of type I and moreover is connected to both the nodes. This probability is given by  $w_{AB}(t) = n(t)$  thus we find

$$w_{AB}(t+1) = w_{AB}(t) + w_{AB}(t) = n(t): \quad (26)$$

Moreover, when node B enters the network at time  $t_B$ , the average of its connection weight with a previously present node is given by

$$w_{AB}(t_B) = m_A(t_B - 1) = n(t_B - 1) + (1 - \frac{1}{t_B})^4 m_A(t_B - 1) + \sum_{C \in A} w_{AC}(t_B - 1) \frac{1}{N(t_B - 1)} : \quad (27)$$

Using the fact that  $n(t) = N(t) = t$  and  $Z_A(t) = \sum_{C \in A} w_{AC}(t)$  we find

$$w_{AB}(t_B) = [m_A(t_B - 1) + (1 - \frac{1}{t_B}) Z_A(t_B - 1)] / (t_B - 1) : \quad (28)$$

Thus taking advantage of the continuum approximation to solve Eq. (26) we find that the average weight of the edge between nodes A and B with  $t_A < t_B$  is

$$w_{AB}(t) = w_{AB}(t_B) (t = t_B) : \quad (29)$$

For  $\beta = 1$  we have

$$w_{AB}(t) = t / (t_A t_B) ; \quad (30)$$

where  $t_A$  and  $t_B$  can take integer values from 1 to  $t$ . Let us define

$$G(x) := \sum_{t_A=1}^{x-1} \sum_{t_B=t_A+1}^x 1 \quad x \neq t_A t_B ; \quad (31)$$

which is the number of edges in the network with  $x = t_A t_B$ . It is easy to see graphically that  $G(x) \sim x^{-\frac{1}{\beta}}$  for  $1 < x < t$  and  $G(x) \sim t^{-\frac{1}{\beta}} x^{-2}$  for  $t < x < t^2$ . Now we can use conservation of probabilities

$$G(x) = (1 - \frac{1}{2^{\frac{1}{\beta}} x}) x = \sum_w E(w) w : \quad (32)$$

to find the behavior of  $E(w)$ , the distribution of weight of the edges, for large values of  $w$

$$E(w) \sim (t w^2)^{-1} (1 - \frac{1}{w = (4t)}) : \quad (33)$$

Obviously for large  $t$  the exponent of this distribution is 2. On the other hand for  $\beta = 0$  from Eq. (29) we see that  $w_{AB}(t) = w_{AB}(t_B)$ . As before we expect an exponential tail for the weight distribution of the edges in this case. These arguments are confirmed by virtue of the numerical simulations in Fig 5.

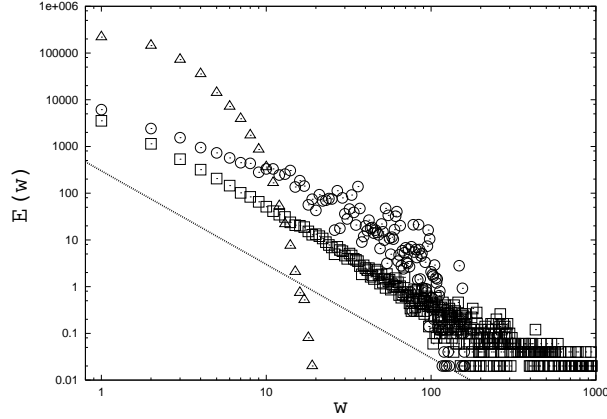


FIG . 5: Weight distribution of the edges in the one mode picture of the nodes of type II. The parameters are  $t = 1000$ ,  $\alpha = 1$  (squares),  $\alpha = 0.5$  (circles) and  $\alpha = 0$  (triangles). The guideline shows a power law behavior of exponent 2.

#### IV . ROLE OF LIMITED LIFETIME

In this section we are going to investigate the effect of limited age of the nodes on the behavior of the distributions studied in the previous section. To this end we assign a lifetime to each type of the nodes. That is a node will be active only during its life which is  $t$  or  $T$  according to the type of the node. It is the only feature that we add to the model studied above. In this way only the active nodes of each type will have the opportunity to be selected for duplication. Moreover the new node can only establish connections with the active nodes of the other type. Evolving the network in this manner, the number of active nodes of each type during the evolution will be always less than or equal to the assigned lifetimes. Nevertheless the total number of nodes of each type is as before equal to  $t$ . To see the role of the limited ages we consider the case of  $\alpha = 1$  with i)  $t = 1$  and ii)  $t = T$ . Since the qualitative behavior of interesting distributions is the same, we shall only focus on  $E(w)$ , the weight distribution of the edges in the one mode picture of the nodes of type II. Again as the initial condition we start with a node of type I which has been connected to a node of type II. In Figs. 6 and 7 we show the above distribution for some values of  $T$ . As Fig. 6 shows, by decreasing  $T$  the general behavior of distribution does not change and even its exponent remains nearly constant. Of course the number of edges with weight zero increases as required by the conservation of the probability. However in Fig. 7 we see that by decreasing  $T$  the power law behavior of  $E(w)$  slowly converts to an exponential decay.

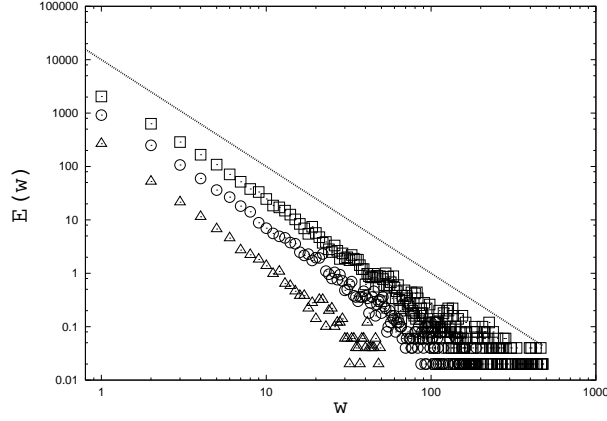


FIG. 6: Weight distribution of the edges in the one mode picture of the nodes of kind II when  $t = 1$ . The parameters are  $t = 1000$ ,  $\beta = 1$ ,  $T = 500$  (squares),  $T = 200$  (circles) and  $T = 50$  (triangles). The guideline shows a power law behavior of exponent 2.

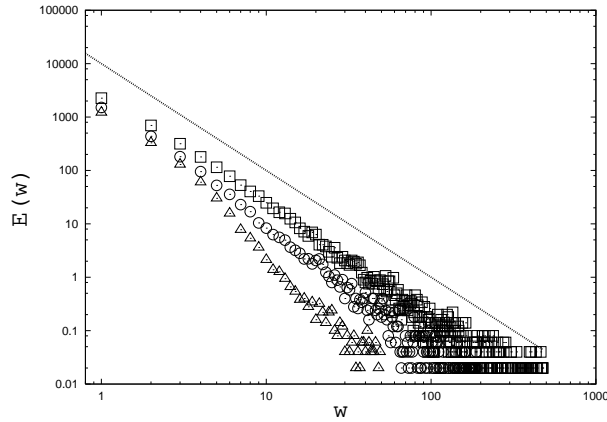


FIG. 7: Weight distribution of the edges in the one mode picture of the nodes of kind II when  $t = T$ . The parameters are  $t = 1000$ ,  $\beta = 1$ ,  $T = 500$  (squares),  $T = 200$  (circles) and  $T = 50$  (triangles). The guideline shows a power law behavior of exponent 2.

## V. CONCLUSION

In summary we have shown how weighted scale free networks could be generated by the evolution of bipartite networks which their evolution is based on a well known rule of biology, that is duplication of the nodes. We showed that by tuning  $\beta$  which controls the rate of duplication of the nodes of different types, one can go from a power law regime to an exponential one where the tail of the distributions fall off exponentially. In this model the exponents of interesting distributions are less than or equal to 2 and this is close to what

seen in the real weighted networks. We also studied the effect of limited age for the nodes and showed that a short lifetime may destroy the power law behavior of distributions. We emphasize that the simple model studied in this paper is a toy model and far from the evolution of the real networks. Nevertheless its success in generating scale free distributions for the important quantities of the weighted networks, indicates to the essential role of duplication mechanism in the evolution of complex weighted networks. Certainly one can enrich the above model, e.g. by introducing mutation to the model, to get a more realistic evolution.

#### Acknowledgments

The author is grateful to V. Karimi-pour for careful reading of the manuscript and useful suggestions.

- 
- [1] R. Albert and A.-L. Barabasi, *Rev. Mod. Phys.* 74, 47-97 (2002).
  - [2] S. N. Dorogovtsev and J. F. F. Mendes, *Evolution of Networks : From Biological Nets to the Internet and WWW*, (Oxford University Press, 2003).
  - [3] M. E. J. Newman, *SIAM Review* 45, 167-256 (2003).
  - [4] D. J. Watts and S. H. Strogatz, *Nature* 393, 440 (1998).
  - [5] A.-L. Barabasi and R. Albert, *Science* 286, 509 (1999).
  - [6] L. A. N. Amaral, A. Scala, M. Barthélemy, and H. E. Stanley, *Proc. Natl. Acad. Sci. USA* 97, 11149 (2000).
  - [7] R. Albert, H. Jeong, and A.-L. Barabasi, *Nature* 406, 378 (2000).
  - [8] M. E. J. Newman, *Phys. Rev. Lett.* 89, 208701 (2002).
  - [9] H. Jeong, Z. Neda and A.-L. Barabasi, *cond-mat/0104131*.
  - [10] A. Barrat, M. Barthélemy, R. Pastor-Satorras and A. Vespignani, *Proc. Natl. Acad. Sci. USA* 101, 3747 (2004).
  - [11] A. Barrat, M. Barthélemy, A. Vespignani, *Phys. Rev. Lett.* 92, 228701 (2004).
  - [12] A.-C. Gavin et al, *Nature* 415, 141-147 (2002).
  - [13] A. M. Ashaghi, A. Ramazanpour and V. Karimi-pour, *cond-mat/0304207*.

- [14] M . E . J . Newman, P roc. Natl. Acad. Sci. U SA 98, 404-409 (2001)
- [15] A . L . Barabasi, H . Jeong, Z . Neda, E . Ravasz, A . Schubert and T . Vicsek, Physica A 311, (3-4) 590-614 (2002).
- [16] J . J . Ramasco, S . N . Dorogovtsev and R . Pastor-Satorras, cond-m at/0403438.
- [17] M . E . J . Newman, S . H . Strogatz and D . J . Watts, Phys. Rev. E 64, 026118 (2001).
- [18] A . Wagner, M olB iolE vol. 18 (7) :1283-1292 (2001).
- [19] R . V . Sole, R . Pastor-Satorras, E . Smith and T . B . Kepler, Advances in Complex Systems 5, 43 (2002).