

Extremal Optimization for Sherrington-Kirkpatrick Spin Glasses

Stefan Boettcher^a

Physics Department, Emory University, Atlanta, Georgia 30322, USA

December 23, 2021

Abstract. Extremal Optimization (EO), a new local search heuristic, is used to approximate ground states of the mean-field spin glass model introduced by Sherrington and Kirkpatrick. The implementation extends the applicability of EO to systems with highly connected variables. Approximate ground states of sufficient accuracy and with statistical significance are obtained for systems with more than $N = 1000$ variables using J bonds. The data reproduces the well-known Parisi solution for the average ground state energy of the model to about 0.01%, providing a high degree of confidence in the heuristic. The results support to less than 1% accuracy rational values of $\beta = 2/3$ for the finite-size correction exponent, and of $\beta = 3/4$ for the fluctuation exponent of the ground state energies, neither one of which has been obtained analytically yet. The probability density function for ground state energies is highly skewed and identical within numerical error to the one found for Gaussian bonds. But comparison with finite-range models of finite connectivity shows that the skewness is connectivity-dependent.

PACS. 75.10.Nr Spin-glass and other random models { 02.60.Pn Numerical optimization { 05.50.+q Lattice theory and statistics (Ising, Potts, etc.)

1 Introduction

The Sherrington-Kirkpatrick (SK) model [1] has provided a rare analytic glimpse into the nature of frustrated spin glasses below the glass transition. It extends the notion of a spin glass on a finite-dimensional lattice introduced by Edwards and Anderson (EA) [2] to infinite dimensions, where all spin variables are infinitely connected and mean-field behavior emerges. In this limit, analytically intractable geometric properties of the lattice submerge. Consequently, the SK model simply establishes mutual bonds between all variables. Many features of this highly connected model have become analytically accessible with Parisi's replica symmetry breaking (RSB) scheme [3]. Only recently have RSB models with long-range but finite connectivity been analyzed successfully [4]. A comparable treatment of EA is still missing.

The SK model remains a topic of current research [5, 6, 7]. For one, its mathematical challenges, leaving certain scaling exponents as-of-now intractable, continue to inspire new theoretical approaches [8]. Furthermore, as scaling arguments [9, 10] for EA suggest an entirely different picture, the fundamental question to the relevance of mean-field theory for any description of realistic systems at low temperature remains unanswered.

The challenge of the SK model is exemplified by the fact that it is an NP-hard problem to find the ground state of its instances [3]. Unlike in a spin model of ferromagnetism, in which couplings $J_{i,j} = \pm 1$ always try to align

neighboring spins, in a spin glass model like SK or EA, each spin is frustrated by a competition between randomly drawn, aligning and anti-aligning couplings (say, $J_{i,j} =$

1) to its neighbors. As a result, its potential energy landscape is characterized by a hierarchy of valleys within valleys [11] with a number of local minima growing exponentially in the system size [3]. Since its low-energy landscape features prominently in its low-temperature properties, even numerical insights have been hard to come by. Some earlier work in this area has been focused on gradient descent [12, 13] or Simulated Annealing algorithms [14], extrapolations to low temperatures from perturbative expansions near the glass transition [15], or on exact methods to enumerate low-lying energy values [16]. And even with the most sophisticated methods, like genetic algorithms (GA), accurate approximations have been limited to system size of $N \leq 300$ [5, 6, 7].

Here, we propose an alternative optimization procedure, based on the Extremal Optimization (EO) heuristic [17, 18]. Our implementation of EO [19] is extremely simple and very effective, allowing to sample systems of sizes up to $N = 1000$ with sufficient accuracy and statistical significance. This approach produces results that not only verify previous studies by independent means, but also improve the accuracy. Previous studies [5, 7] suggest that the fluctuation exponent of the ground state energies is near to $3/4$, excluding an earlier conjecture of $5/6$ [20, 21]. Here, we double the size of the scaling regime to $\beta = 0.7500(29)$. These results strongly support analytical arguments by Refs. [22, 5] in favor of $\beta = 3/4$, assuming

^a <http://www.physics.emory.edu/faculty/boettcher>

that such an exponent in a solvable model should be a simple rational number.

2 EO Algorithm

Our implementation of -EO proceeds as follows [17,18]: Assign to each spin variable $x_i (= \pm 1)$ a "fitness"

$$f_i = \frac{1}{N} \sum_{j \in i} J_{ij} x_j; \quad (1)$$

i.e. the (negative) local energy of each spin, so that

$$H = \frac{1}{2} \sum_{i=1}^N \sum_{j=1}^N J_{ij} x_i x_j \quad (2)$$

is the familiar Hamiltonian of the SK model. For general bond matrices J_{ij} , such as those drawing from a continuous Gaussian bond distribution with varying bond-weights attributed to different spins, more refined definitions of f_i should be used [17,25]. Here it is conceptually and computationally most convenient to draw discrete bonds J from $\mathcal{U}(-1, +1)$ with equal probability, such that $\langle J_{ij} \rangle = 0$ and $\langle J_{ij}^2 \rangle = 1$.

A local search with EO [17] ideally requires the ranking of the fitnesses f_i from worst to best before each update,

$$f_{i_1} \leq f_{i_2} \leq \dots \leq f_{i_N}; \quad (3)$$

where i_k indicates spin x_{i_k} as having the k -th ranked fitness. At each update, one spin of low fitness is forced to change unconditionally. Since EO does not converge to a specific configuration, it outputs the best-found after a certain number of updates.

Following Ref. [17], it is most expedient to approximately order the f_i in Eq. (3) instead on a binary tree of depth $O(\log_2 N)$ with the least-fit spins ranking near the root. Unlike for sparse bond matrices [18], flipping one spin also changes the fitness of all other spins, albeit by a small amount, $\Delta f_i = \Delta f_j = O(1/N)$. To avoid the cost of $O(\log N)$ for re-ordering the entire tree each update, a dynamic ordering scheme is used here: All f_i are re-evaluated, but the tree is parsed only once, node-by-node, starting at the root. The fitness on the current node is only compared with its two sub-nodes and exchanged, if its fitness is better. In this way, a newly improved fitness can be moved away from the root several times, but newly worse fitnesses move at most one step towards the root. Yet, a spin which suddenly attained a low fitness would move to the root at most within $O(\log_2 N)$ updates. Hence, re-ordering of fitnesses occurs faster than mis-orderings can escalate because $\Delta f_i = 1/N$.

In a -EO update, a spin is selected according to a scale-free probability distribution $P(k) \propto k^{-\alpha}$ over the ranks $k \in \{1, \dots, N\}$ in Eq. (3). Since the ranking here is not linear as in Eq. (3) but on a tree, a level $l \in \{1, \dots, \log_2(n)\}$ is selected with probability $2^{-(l+1)}$, and one randomly chosen spin on the l -th level of the tree

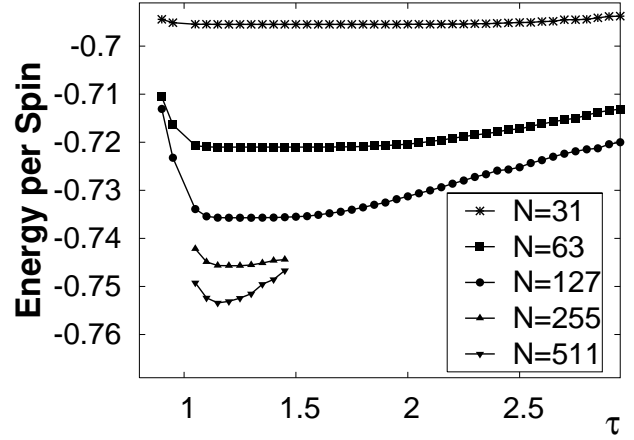


Fig. 1. Plot of the average best energy per spin found by EO as a function of the parameter τ . For each system size N , a set of test instances were created and optimized with -EO, each for N^3 update steps. Each data point represents the average over the best-found energies obtained with that τ . In accordance with Ref. [26], the optimal choice for τ within the given runtime moves closer to unity slowly with increasing system size. Within the range of N used here, a fixed $\tau = 1.2$ appears to be effective.

is updated [17]. In this manner of ranking and selecting from a binary tree, an ideal selection according to $P(k)$ is approximated while saving $O(N)$ in the computational cost. Tests show, in fact, that the τ -dependence for optimal performance of this algorithm follows the generic behavior described in Ref. [26], see Fig. 1. EO at $\tau = 1.2$ finds consistently accurate energies using $O(N^3)$ update steps in each run, at least for $N \geq 1000$, verified by the fact that our data reproduces the exactly known energy of the SK to about 0.01%, see Fig. 2. Including the linear cost of recalculating fitnesses and dynamic ordering, the algorithmic cost is $O(N^4)$. Runs take between 1s for $N = 63$ to 20h for $N = 1023$ on a 2GHz Athlon CPU.

It is not at all obvious that EO would be successful in an environment where variables are highly connected. So far, EO has only obtained good results for systems where each variable is connected only to $O(1)$ other variables for $N \rightarrow \infty$. The update of a single variable hence impacts the extensive energy of the system only to sub-leading order, and only $O(1)$ variables need to rearrange their fitness. Applications of EO to highly connected systems, where each degree of freedom is coupled to most others over long-range interactions, proved unsatisfactory: For instance, in a continuum polymer model [27] with torsion angles between chain elements as variables, even a minute rotation leads to macroscopic changes in the total energy, and almost all moves are equally detrimental. In that case, criteria for move rejection are necessary, which are decidedly absent from EO so far. But for the SK in a update near E_0 we estimate $E = E_0 + \sum_i \epsilon_i x_i$ with $\epsilon_i = O(1/N)$, assuming a sum over terms with random signs. In fact, the ability to sustain roughly \sqrt{N} perturbations to

Table 1. List of our computational results to approximate ground state energies e_0 of the SK model. For each system size N , we have averaged the energies over I instances and printed the rescaled energies he_0i , followed by the deviation (e_0) in Eq. (5). Given errors are exclusively statistical.

N	I	he_0i	(e_0)
15	380 100	-0.64445 (9)	0.0669 (3)
31	380 100	-0.69122 (8)	0.0405 (2)
49	500 000	-0.71051 (6)	0.0293 (1)
63	389 100	-0.71868 (3)	0.0246 (1)
99	500 000	-0.73039 (3)	0.01763 (7)
127	380 407	-0.73533 (2)	0.01468 (7)
199	351 317	-0.74268 (2)	0.01043 (5)
255	218 473	-0.74585 (2)	0.00862 (5)
399	15 624	-0.75029 (5)	0.0061 (1)
511	25 762	-0.75235 (3)	0.0051 (1)
799	725	-0.7551 (1)	0.0037 (4)
1023	244	-0.7563 (2)	0.0029 (6)

the system before altering the macroscopic state may be one of the advantages of EO.

3 Numerical Results

Extensive computations to determine ground state energies per spin, e_0 , of about $I = 5 \cdot 10^5$ instances for $N = 100$ to just $I = 250$ instances for $N = 1023$ have yielded the results listed in Tab. 1. Note that all values chosen for N are odd. Using $N = 2^i - 1$ was convenient to ensure a complete filling of all levels on the tree ranking the instances in Sec. 2. Subsequently, we added data at intermediate values of N . For smaller N there was a minute but noticeable deviation in the behavior of he_0i between even and odd values of N , with even values leading to consistently lower he_0i . Either set of data extrapolates to the same thermodynamic limit, with the same corrections-to-scaling exponent, but appears to differ in the amplitude of the scaling corrections. This behavior is consistent with the findings for even and odd-connectivity Bethe lattices [28]. (Note that even N here implies odd connectivity for each spin in the SK model, and vice versa.)

We have plotted he_0i vs. $1/N^{2/3}$ in Fig. 2. The data points extrapolate to $-0.76324(5)$, very close to the best known Parisi energy of $-0.76321(3)$ [15]. All data shown in Fig. 2 fits to the asymptotic form $he_0i_N = he_0i_\infty + a/N^\delta$ with a goodness-of-fit $\chi^2 = 0.7$. The fit gives for the exponent for scaling corrections $\delta = 0.672(5)$, or $2/3$ within 1%. This is consistent with analytical results for scaling corrections obtained near T_g [29] and with numerical studies of ground state energies [5, 7] for the SK model, but also with EO simulations of spin glasses on finite-connectivity Bethe lattices and ordinary random graphs [30].

The large number of instances for which estimates of e_0 have been obtained allow a closer look at their distribution. The extreme statistics of the ground states has been pointed out in Ref. [31] and studied numerically in Refs. [6, 7]. Being an extreme element of the energy spectrum, the distribution of e_0 is not normal but follows a

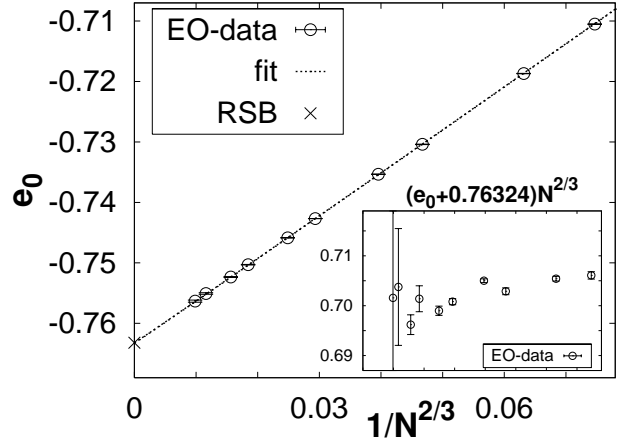


Fig. 2. Extrapolation of the data for he_0i in Tab. 1 for $N \geq 15$. The exact result of $-0.76321(3)$ (x) is reproduced within 0.01% accuracy. The near-linear behavior of the fit yields a scaling-correction exponent of $\delta = 2/3$ to about 1%. The inset shows the same data, subtracted by -0.76324 and rescaled by $N^{2/3}$, which now extrapolates to the amplitude of the scaling corrections at $0.70(1)$. Despite "peeling off" layers of the asymptotic behavior, the data remains quite coherent, attesting to the accuracy of the EO heuristic.

highly skewed "extremal statistics" [31]. If the energies within that spectrum are uncorrelated, it can be shown that the distribution for e_0 is among one of only a few universal functions. For instance, if the sum for H in Eq. (2) were over a large number of uncorrelated random variables $\{x_i\}$, H would be Gaussian distributed. In such a spectrum, the probability of finding $H \geq 1$ decays faster than any power, and ground states e_0 would be distributed according to a Gumbel distribution, [31, 7]

$$g_m(x) = w \exp\left(-m \frac{x - u}{v}\right) \exp\left(-\frac{x - u}{v}\right) \quad (4)$$

with $m = 1$, where m refers to the m -th lowest extreme value.

Clearly, in a spin glass the local energies $\{e_i\}$ are not uncorrelated variables, see Eq. (3), and deviations from the universal behavior may be expected. In particular, these deviations should become strongest when all spin variables are directly interconnected such as in the SK model, but may be less so for sparse graphs. Indeed, in the SK model with Gaussian bonds Refs. [6, 7] find numerically highly skewed distributions for e_0 which do not fit to the Gumbel distribution in Eq. (4) for $m = 1$. In Fig. 3, we plot the rescaled distribution of ground state energies obtained here for J bonds. The result resembles those of Ref. [7] to a surprising degree. In fact, a naive fit of Eq. (4) for variable m to the SK-data, as suggested by Ref. [7], yields virtually identical results, with $m \approx 5$. This may indicate a high degree of universality with respect to the choice of bond distribution in the SK model, or a new universality class of extreme-value statistics for correlated variables. In Fig. 3 we have also included data for $k+1$ -connected Bethe

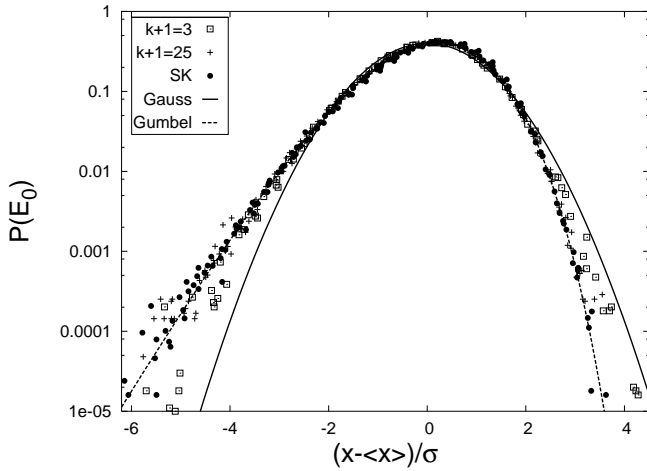


Fig. 3. Plot of the rescaled probability distribution of ground state energies using J bonds. Shown are the data for the SK model and for Bethe lattices of connectivity $k + 1 = 3$ and 25 from Ref. [28]. The data for increasing k seems to evolve away from a Gaussian (solid line) towards the SK data ($k = 1$), the latter fitted by Eq. (4). The values obtained in the fit (dashed line) are $u = 0.26$, $v = 2.23$, $w = 90$, and $m = 5.4$.

lattices from Ref. [28] for $k + 1 = 3$ and 25, which seem to suggest a smooth interpolation in k between a normal distribution and the SK result. Hence, while the distribution of e_0 seems to be universal with respect to bond distribution, its connectivity-dependence appears to disfavor the existence of a (unique) universal extreme-value statistic for correlated energies.

We now consider the scaling of the standard deviations in the distribution of e_0 with respect to system size,

$$\sigma(e_0) = h e_0^{\frac{1}{\alpha}} i - h e_0^{\frac{1}{\alpha}} i^2 N^{-\frac{1}{\alpha}} : \quad (5)$$

where α is the fluctuation exponent. Similarly, the fluctuations of e_0 appear to be narrower than normal, with $\alpha > 1/2$ in Eq. (5). Early theoretical work [20,21] suggested a value of $\alpha = 5/6$. More recent numerical work [5, 7] instead is pointing to a lower value. Ref. [22] have advanced an alternative argument in favor of $\alpha = 3/4$, based on corrections in the zero-mode of the propagator due to fluctuations.

In Fig. 4 the numerical results for the standard deviations in the distribution of ground state energies e_0 is shown. The asymptotic scaling for $N \gg 63$ is certainly very close to $\alpha = 3/4$. The crossover toward asymptotic behavior is similar to the results found for Gaussian bonds using a GA (see Fig. 1 in Ref. [7]), except that the EO data reaches about half a decade further into the asymptotic regime. A fit, weighted by the statistical error, to the data points in the scaling regime yields $\alpha = 0.7500(29)$, or $3/4$ within 0.4%, with a goodness-of-fit $Q = 1$. As the inset of Fig. 4 shows, any apparent trend towards a higher value [7] then $\alpha = 3/4$ is easily explained in terms of scaling corrections, for instance, in powers of $1/N^{1/4}$.

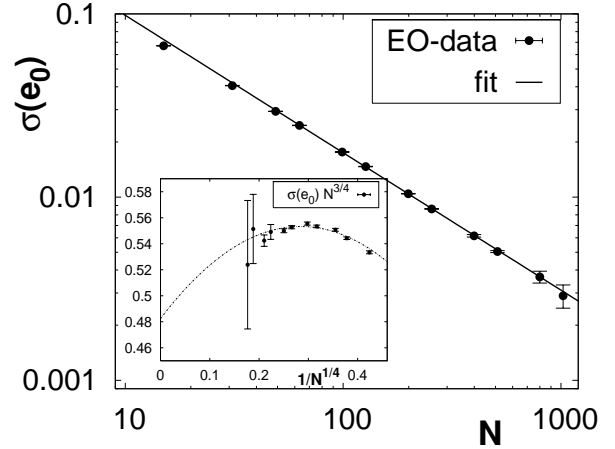


Fig. 4. Plot of the standard deviation in the distribution of ground state energies e_0 vs the system size N . A asymptotic scaling sets in for $N \gg 63$, clearly favoring $N^{-3/4}$. A fit (full line) of these data points extrapolates to $\alpha = 0.7500(29)$. The inset shows the same data reduced by the predicted asymptotic scaling, $\sigma(e_0)N^{3/4}$, as a function of $1/N^{1/4}$. Any deviation from $N^{-3/4}$ -scaling would appear as divergent behavior for $N \rightarrow 1$. Instead, the scaling corrections are well-captured, say, by a simple parabola in $1/N^{1/4}$.

4 Conclusions

We have shown that the extremal optimization heuristic can be extended successfully to highly connected systems. Results for the ground states of the SK model are consistent with previous studies while reaching assuredly larger system sizes. These results provide more confidence into conjectures about as-of-yet unobtainable scaling exponents. Comparison with data for $k + 1$ -connected mean-field spin glasses on Bethe lattices suggest a smooth interpolation in k for the extreme-value statistic of the ground-state energy between a Gaussian distribution for small k and a highly skewed Gumbel distribution with $m = 5$ for the SK model ($k = 1$).

Acknowledgments

I like to thank M. Palassini for helpful discussions. This work has been supported by grant 0312510 from the Division of Materials Research at the National Science Foundation and by Emory's University Research Committee.

References

1. D. Sherrington and S. Kirkpatrick, Phys. Rev. Lett. 35, 1792 (1975).
2. S.F. Edwards and P.W. Anderson, J. Phys. F 5, 965-974 (1975).
3. M. Mezard, G. Parisi, and M. A. Virasoro, Spin Glass Theory and Beyond, (World Scientific, Singapore, 1987).
4. M. Mezard and G. Parisi, Eur. Phys. J. B 20, 217 (2001).

5. J.-P. Bouchaud, F. Kozakala, and O. C. Martin, *Phys. Rev. B* 68, 224404 (2003).
6. A. Andreanov, F. Barbieri, and O. C. Martin, *Eur. Phys. J. B* 41, 365-375 (2004).
7. M. Palassini, Ground-state energy fluctuations in the Sherrington-Kirkpatrick model, [cond-mat/0307713](https://arxiv.org/abs/cond-mat/0307713).
8. M. Talagrand, *Comptes Rendus Mathématique* 337, 111-114 (2003).
9. D. S. Fisher and D. A. Huse, *Phys. Rev. Lett.* 56, 1601-1604 (1986).
10. A. J. Bray and M. A. Moore, *Phys. Rev. Lett.* 58, 57-60 (1987).
11. J. Dall and P. Sibani, *Eur. Phys. J. B* 36, 233-243 (2003).
12. F. T. Bantilan and R. G. Palmer, *J. Phys. F* 11, 261-266 (1981).
13. S. Cabasino, E. Marinari, P. Paolucci, and G. Parisi, *J. Phys. A* 21, 4201-4210 (1988).
14. G. S. Grest, C. M. Soukoulis, and K. Levin, *Phys. Rev. Lett.* 56, 1148 (1986).
15. A. Crisanti and T. Rizzo, *Phys. Rev. E* 65, 046137 (2002).
16. S. Kobe, Ground-state energy and frustration of the Sherrington-Kirkpatrick model and related models, [cond-mat/0311657](https://arxiv.org/abs/cond-mat/0311657).
17. S. Boettcher and A. G. Percus, *Artificial Intelligence* 119, 275 (2000).
18. S. Boettcher and A. G. Percus, *Phys. Rev. Lett.* 86, 5211 (2001).
19. A simple, interactive demonstration program for finding SK ground states with EO can be obtained at www.physics.mory.edu/faculty/boettcher/pub/EO_for_SK.c.
20. I. Kondor, *J. Phys. A* 16, L127-L131 (1983).
21. A. Crisanti, G. Paladin, H.-J. Sommers, and A. Vulpiani, *J. Phys. France* 2, 1325-1332 (1992).
22. T. A. Spelmeier, M. A. Moore, and A. P. Young, *Phys. Rev. Lett.* 90, 127202 (2003).
23. A. K. Hartmann and A. P. Young, *Phys. Rev. B* 64, 180404 (2001).
24. S. Boettcher, *Europhys. Lett.* 67, 453-459 (2004).
25. A. A. Middleton, *Phys. Rev. E* 69, 055701 (R) (2004).
26. S. Boettcher and M. G. Ragni, *J. Phys. A* 35, 1109 (2002).
27. Thanks to A. Erzan for exploring EO for polymer folding, based on the model in E. Tuzel and A. Erzan, *Phys. Rev. E* 61, R1040 (2000).
28. S. Boettcher, *European Physics Journal B* 31, 29-39 (2003).
29. G. Parisi, F. Ritort, and F. Slanina, *J. Phys. A* 26, 3775 (1993).
30. S. Boettcher, *Phys. Rev. B* 67, R060403 (2003).
31. J.-P. Bouchaud and M. Mezard, *J. Phys. A* 30, 7997-8015 (1997).