

Correlation between Superconducting Transition Temperature T_c and Increase of Nuclear Spin-Lattice Relaxation Rate $1=T_1T$ at T_c in the Hydrate Cobaltate $\text{Na}_x\text{CoO}_2 \cdot y\text{H}_2\text{O}$

Y. Ihara,^y K. Ishida,^y C. M. Ichioaka,¹ M. Kato,¹ K. Yoshimura,¹ K. Takada,² T. Sasaki,² H. Sakurai,³ and E. Takayama-Muromachi,³

Department of Physics, Graduate School of Science, Kyoto University, Kyoto 606-8502, Japan

¹Department of Chemistry, Graduate School of Science, Kyoto University, Kyoto 606-8502, Japan

²Advanced Materials Laboratory, National Institute for Materials Science, 1-1 Namiki, Tsukuba Ibaraki 305-0044, Japan

³Superconducting Materials Center, National Institute for Materials Science, 1-1 Namiki, Tsukuba Ibaraki 305-0044, Japan

We have performed Co-nuclear quadrupole resonance (NQR) studies on $\text{Na}_x\text{CoO}_2 \cdot y\text{H}_2\text{O}$ compounds with different Na (x) and hydrate (y) contents. Two samples with different Na contents but nearly the same T_c values ($x = 0.348$, $T_c = 4.7$ K ; $x = 0.339$, $T_c = 4.6$ K) were investigated. The spin-lattice relaxation rate $1=T_1$ in the superconducting (SC) and normal states is almost the same for the two samples except just above T_c . NQR measurements were also performed on different-hydrate-content samples with different T_c values, which were prepared from the same Na-content ($x = 0.348$) sample. From measurements of $1=T_1$ using the different-hydrate-content samples, it was found that a low- T_c sample with $T_c = 3.9$ K has a larger residual density of states (DOS) in the SC state and a smaller increase of $1=T_1T$ just above T_c than a high- T_c sample with $T_c = 4.7$ K. The former behavior is consistent with that observed in unconventional superconductors, and the latter suggests the relationship between T_c and the increase in DOS just above T_c . This increase, which is seemingly associated with the two-dimensionality of the CoO_2 plane, is considered to be one of the most important factors for the occurrence of superconductivity.

KEYWORDS: unconventional superconductivity, hydrate sodium cobaltate, NQR, spin fluctuations

Since the discovery of the layered sodium cobaltate superconductor $\text{Na}_x\text{CoO}_2 \cdot y\text{H}_2\text{O}$,¹ much attention has been paid to the magnetic properties of the CoO_2 plane with a triangular lattice. The CoO_2 forms a two-dimensional (2D) hexagonal layered structure and, in the nominal notation, the $1-x$ fraction of Co is in the low spin ($S = 1/2$) Co^{4+} state while the x fraction of Co is in the $S = 0$ Co^{3+} state. Superconductivity was discovered in $\text{Na}_{0.35}\text{CoO}_2 \cdot 1.3\text{H}_2\text{O}$, in which the sodium concentration is reduced to 0.35 and an intercalation of H_2O occurs.

The above cobaltate superconductivity is quite interesting compared with cuprate superconductivity, since both systems commonly have partially filled 3d orbitals. In cuprates, Cu^{2+} has an $e_g (d_{x^2-y^2})$ band near the Fermi level with a strong hybridization with O 2p orbitals, whereas in cobaltates, $3d^5$ in Co^{4+} occupies three lower t_{2g} bands with less hybridization to O 2p orbitals due to the weaker overlap of triangular bonding. At present, the magnetic properties of cobaltate superconductors are controversial. It is believed that a cobaltate is also an electron-doped Mott insulator the same as an electron-doped cuprate, since 0.35 Na doping in CoO_2 is considered to provide 0.35 electrons/Co in a frustrated half-

filled triangular lattice. On the other hand, $\text{Na}_{0.35}\text{CoO}_2$ can also be regarded as 0.65 hole doping/Co to the band-insulating state in NaCoO_2 with the low-spin state of Co^{3+} . The former situation is favorable for the resonating valence bond (RVB) state, which prefers a d-wave

order parameter,^{2,3} and the latter situation in which the doping level is far from the half filling on the 2D triangular lattice can give rise to f-wave triplet superconductivity.^{4,5} The proper understanding of the magnetic properties of the CoO_2 plane is quite important in elucidating the mechanism of this superconductivity. In addition, it is reported that the superconducting (SC) phase diagram of $\text{Na}_x\text{CoO}_2 \cdot y\text{H}_2\text{O}$ has a dome shape with respect to T_c against x , which is similar to that of cuprate superconductors.⁶ Investigation into the Na-doping dependence of T_c and the magnetic properties of the CoO_2 plane is also important for understanding this system, however there are few studies on these points.

In our previous paper, from the measurement of spin-lattice relaxation rate ($1=T_1$) in $\text{Na}_{0.348}\text{CoO}_2 \cdot 1.3\text{H}_2\text{O}$ with $T_c = 4.7$ K by the nuclear quadrupole resonance (NQR) technique, we reported that the coherence peak is absent just below T_c , accompanied with the $T_1T = \text{const. (Korringa)}$ behavior far below T_c . This strongly suggests that this superconductivity is classified as unconventional superconductivity from the $1=T_1T$ behavior in the SC state.⁷ We also reported that $1=T_1T$ is enhanced below 100 K with decreasing temperature and showed that this enhancement is related to the development of $q = 0$ fluctuations from comparison between $1=T_1T$ and χ_{bulk} . Therefore, we suggest that nearly ferromagnetic fluctuations might be associated with the unconventional superconductivity.⁷

To date, NQR results have been reported by several groups, however the results on $1=T_1T$ behavior are not

^{E-mail address:} ihara@scphys.kyoto-u.ac.jp

^yE-mail address: kishida@scphys.kyoto-u.ac.jp

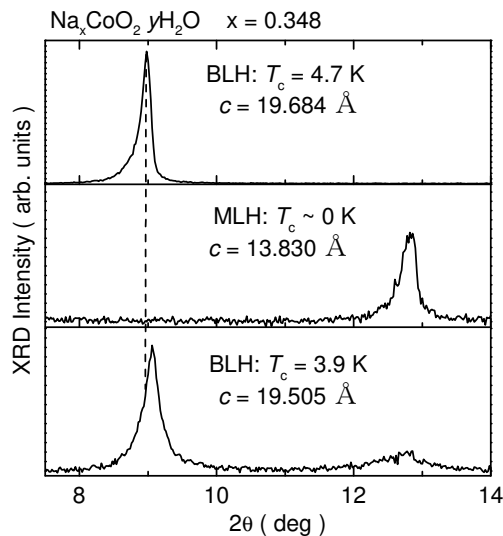


Fig. 1. X-ray diffraction of three samples with different hydrate contents for $7.5 < x < 14$. The peaks shown here correspond to the (002) diffraction.

consistent.^{7,9} The difficulty in carrying out experiment on the hydrate-cobaltate superconductor is that water in the samples is easily removed in atmosphere and that the SC characteristics degrade rapidly. It was also reported that the SC characteristics are highly influenced by Na content.⁶ To settle the discrepancy in the NQR results reported thus far, systematic NQR studies using well-characterized samples are necessary.

In this paper, we report the NQR results of several samples with different Na and hydrate contents. The NQR results of two samples with different Na contents but nearly the same T_c value are very similar except for the $1/T_1T$ behavior just above T_c . On the other hand, the NQR results of the different-hydrate-content samples prepared from same Na-content samples suggest that T_c and the electronic state in the normal state are dependent on hydrate content, which is seemingly related to the c-axis lattice constant. The dependence of T_c on the c-axis lattice constant is consistent with a recent report by Miline et al.¹⁰ A high- T_c sample with a high hydrate content shows a large increase in $1/T_1T$ in the normal state, together with a gradual increase in susceptibility below 100 K. The present results show that T_c depends on normal-state electronic state, which is dependent on hydrate content and/or c-axis lattice constant.

In the present experiment, we used powder samples, the preparation of which has been reported previously.¹ A SC transition was confirmed by dc-susceptibility measurement. The Na content was analyzed using inductively coupled plasma atomic emission spectrometry (ICP-AES). Two samples with different Na contents were investigated. One was a sample with Na content $x = 0.348$, which shows superconductivity at 4.7 K; the other was a sample with $x = 0.339$ and $T_c = 4.6$ K. The NQR results of the former sample were reported in our previous paper.⁷ The preparation of different-hydrate-content samples from the same $x = 0.348$ sample was as follows. The fully hydrated sample with $x = 0.348$ was stored in vac-

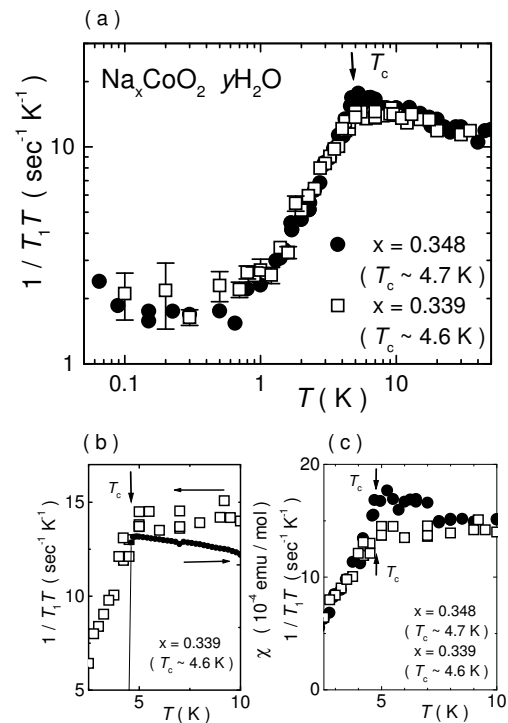


Fig. 2. (a) Temperature dependence of $1/T_1T$ of different-Na-content samples measured at NQR peak of 12.3 MHz. (b) Comparison between $1/T_1T$ and $1/T_1T$ starts to decrease just below the SC transition temperature determined by T_c . (c) Temperature dependence of $1/T_1T$ of two samples at approximately T_c . T_c is denoted by an arrow in each figure.

uum at room temperature for three days, and it turned into a mono-layered hydrate (MLH) structure. This MLH sample did not show superconductivity down to 1.5 K. After this MLH sample was left in a humid atmosphere for one week, the superconductivity recovers with $T_c = 3.9$ K.¹ We call this sample as the "BLH (bilayered hydrate) low- T_c sample" in this paper to distinguish it from the original "BLH high- T_c sample". In the above procedure, Na content is considered to be unchanged, thus the difference in T_c is ascribed to that in hydrate content in $\text{Na}_{0.348}\text{CoO}_2 \cdot y\text{H}_2\text{O}$. From the X-ray diffraction (XRD) result shown in Fig. 1, the MLH sample does not include the BLH structure at all, whereas the BLH low- T_c sample has a small fraction of the MLH structure. The quality of the BLH low- T_c sample is not as good as the original BLH high- T_c sample due to the imperfect hydration process. It is concluded here that the SC phenomenon is reversible for the hydration process.

First we discuss the NQR results of the two different-Na-content samples ($x = 0.348$, $T_c = 4.7$ K; $x = 0.339$, $T_c = 4.6$ K). NQR spectra of the two samples arising from the $7/2 \rightarrow 5/2$ transition (^{63}Co : $I = 7/2$) show a maximum at 12.3 MHz with a full width at half maximum (FWHM) of 0.4 MHz. A difference in NQR spectra is not observed between the two samples. Figure 2(a) shows the temperature dependence of $1/T_1T$ in the $x = 0.348$ and $x = 0.339$ samples, measured at the maximum peak in the NQR spectra. $1/T_1T$ in both samples shows a sharp decrease without a coherence peak just below T_c , accompanied by the Korringa relation far below T_c due

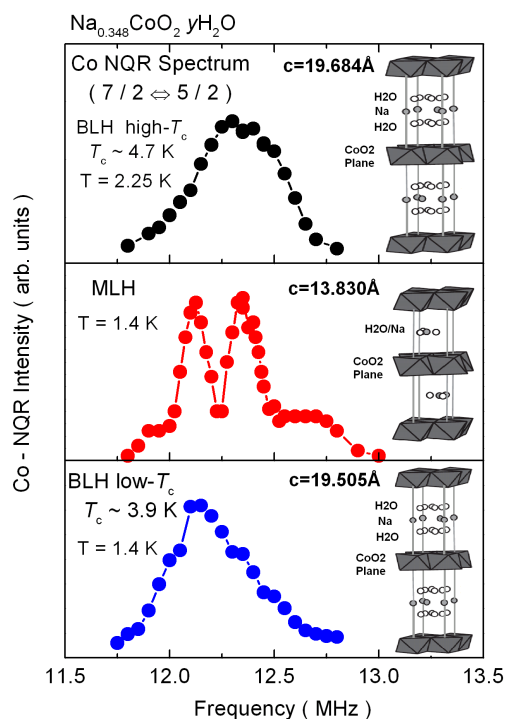


Fig. 3. ^{59}Co -NQR spectra corresponding to $5/2 \leftrightarrow 7/2$ transition in BLH high- T_c , MLH, and BLH low- T_c samples. The spectra were obtained by a frequency-swept method. The crystal structure of each compound is also shown for comparison.

to the residual density of states (DOS) at the Fermi level. Detailed comparison between $1/T_1T$ and ρ^{dc} at approximately T_c in the $x = 0.339$ sample is shown in Fig. 2 (b). It is also confirmed in the $x = 0.339$ sample that $1/T_1T$ starts to decrease at T_c determined by ρ^{dc} . Figure 2 (a) shows that the residual DOS determined by the Korringa relation is almost the same for the two samples. The close magnitudes of the residual DOS are consistent with the very close T_c values of the two samples, since it is well established that the residual DOS has a relationship with T_c in unconventional superconductivity, as will be discussed later. A small difference in normal-state $1/T_1T$ between the two samples was found below 10 K as shown in Fig. 2 (c). $1/T_1T$ in the $x = 0.348$ sample increases with decreasing T , whereas it is constant below 10 K in the $x = 0.339$ sample. The possible origin of this difference in $1/T_1T$ in the normal state will be discussed later.

Next, we report the magnetic properties of the different hydrate-content samples. Figure 3 shows the Co-NMR spectra of the different hydrate-content samples, which arise from the $5/2 \leftrightarrow 7/2$ ($3Q$) transition. The crystal structure of each compound is also shown in Fig. 3. The BLH high- T_c sample shows a single peak at 12.3 MHz as discussed above, and the MLH shows two sharp peaks at 12.1 and 12.3 MHz together with other small satellite peaks at lower and higher frequencies. The BLH low- T_c sample shows a peak at 12.1 MHz with FWHM = 0.4 MHz. In the MLH sample, there exist several Co sites with different Na configurations around a Co ion since Na and H_2O are in the same layer. The complex spectrum with the multipoint structure reveals

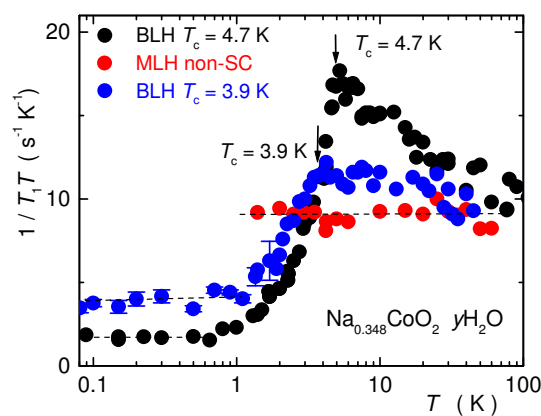


Fig. 4. Temperature dependence of $1/T_1T$ in different hydrate-content samples. Temperature is plotted on the logarithmic scale.

the existence of such Co sites in different environments. The identification of each peak is now in progress. On the other hand, both of the SC BLH samples show a single peak as shown in Fig. 3. This shows that the random effect on the Co site, which originates from the partial occupation of the Na layer, is screened by the two adjacent H_2O layers. It seems that the unique electric field gradient at the Co sites is related to the occurrence of superconductivity. The frequency difference between the two BLH samples is considered to originate from the difference in the distance between the Co and hydrate ions, since the XRD measurements reveal that the c -axis lattice parameter in the BLH low- T_c sample is shorter than that in the BLH high- T_c sample as shown in Fig. 1.

T_1 was measured at the maximum peak in the BLH samples, and at 12.1 and 12.3 MHz in the MLH sample. At these peaks, the recovery of nuclear magnetization after saturation pulses can be satisfactorily fitted to a theoretical curve¹¹ in the whole temperature range except at very low temperatures.

Figure 4 shows the temperature dependence of $1/T_1T$ measured in these samples. In the MLH sample, $1/T_1T$ measured at 12.3 MHz is shown in Fig. 4.¹² $1/T_1T$ in the MLH sample shows the Korringa behavior below 100 K down to 1.9 K, whereas $1/T_1T$ in the two SC BLH samples shows a sharp decrease below T_c . The decreasing rate of $1/T_1T$ just below T_c is faster in the high- T_c sample than in the low- T_c sample. This suggests that the sharp decrease is the intrinsic behavior of the system. If the residual DOS is estimated from the Korringa behavior in the SC state, the residual DOS of the BLH low- T_c sample is larger than that of the BLH high- T_c sample. This relation between the residual DOS and T_c has been reported in various unconventional superconductors such as cuprate^{13,14} and Sr_2RuO_4 ¹⁵ superconductors. In the normal state, $1/T_1T$ in the BLH high- T_c sample continues to increase below 100 K down to T_c , whereas that in the BLH low- T_c sample is constant below 20 K. We consider that the increase in $1/T_1T$ below 100 K depends on T_c , and that this increase is important for the occurrence of superconductivity.

Figure 5 shows the temperature dependence of the bulk susceptibility χ^{dc} measured at 10 kOe. Due to

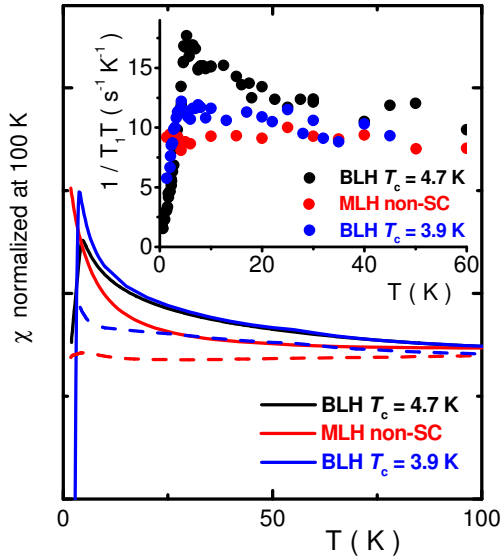


Fig. 5. Temperature dependence of bulk susceptibility normalized to that at 100 K in different-hydrate-content samples. The inset shows $1/T_1T$ in these samples plotted against T on a linear scale. The red (blue) broken curve shows the T dependence of $1/T_1T$ in the MLH (BLH low- T_c) sample after the Curie tail of the MLH was subtracted.

the lack of the exact hydrate content y and nearly temperature-independent behavior above 100 K, is normalized to that at 100 K. The $1/T_1T$ in the MLH sample is nearly constant down to 25 K and increases sharply below 25 K, whereas the $1/T_1T$ in the SC samples increases gradually below 100 K. It seems that there are two origins for the increase in $1/T_1T$. The gradual increase below 100 K, which is observed in the two SC samples, is related to the Curie-Weiss behavior of $1/T_1T$. On the other hand, the sharp increase below 25 K, which is observed in the MLH and BLH low- T_c samples, is ascribed to some phase other than $\text{Na}_x\text{CoO}_2 \cdot y\text{H}_2\text{O}$. If we take into account the fact that this sharp increase is not observed at all in the $1/T_1T$ behavior, this sharp increase is due to an impurity phase with a small volume fraction, e.g., Na_xCoO_2 without water, which arose in the dehydration process. This is because Co NQR signal in the Na_xCoO_2 without water would be found at a frequency other than 12 MHz.¹⁶ If the Curie tail in the MLH sample is subtracted from the observed $1/T_1T$ in the MLH and BLH low- T_c samples, the T dependence of the resultant $1/T_1T$ is shown by the broken curves in Fig. 5. The BLH low- T_c sample shows the gradual increase below 100 K, which is weaker than that observed in the BLH high- T_c sample as $1/T_1T$ does. We suggest that the variation in magnetic properties revealed by $1/T_1T$ and χ is closely related to the T_c difference between the two BLH samples, which is seemingly induced by the difference in the c -axis lattice parameter of these samples, since the relationship between T_c and the c -axis lattice parameter was observed.¹⁰

We suggested in our previous study⁷ that nearly ferromagnetic fluctuations are dominant in the normal state, which are related to the increase in DOS at the Fermi level. Although we show here the relationship between $1/T_1T$ and χ , the identification of ferromagnetic fluctuations

is not sufficient since we cannot rule out the possibility of incommensurate antiferromagnetic fluctuations. However, it is reasonable to conclude that the increases of $1/T_1T$ and χ are ascribed to the increase in DOS at the Fermi level. We suggest that the increase in DOS, which could be associated with the longer distance between the CoO_2 layers, plays a vital role in the occurrence of superconductivity.

Finally, we briefly comment on the difference in the $1/T_1T$ results reported by different groups.^{7,19} The difference in $1/T_1T$ is seen mainly in two temperature regions, i.e., the temperature regions far below T_c and that just above T_c . $1/T_1T$ in the former region is dominated by the residual DOS in the SC state, and $1/T_1T$ in the latter region is related to the increase in the DOS discussed above. These differences in $1/T_1T$ are considered to be mainly due to the different hydrate contents in these samples. We consider that the small difference in $1/T_1T$ below 10 K observed between the two different Na-content samples is also due to the slight difference in their hydrate content, since the tendency of the sharp increase in $1/T_1T$ seen in hydrate-deficient samples below 25 K is observed in the $x = 0.339$ sample.

In conclusion, from the Co NQR studies on $\text{Na}_x\text{CoO}_2 \cdot y\text{H}_2\text{O}$ compounds with different Na (x) and hydrate (y) contents, it seems that Na content is not so sensitive to T_c and magnetic fluctuations. On the other hand, we found that the BLH high- T_c sample has a larger enhancement of $1/T_1T$ just above T_c than the BLH low- T_c sample. If we consider the longer c -axis lattice parameter in the BLH high- T_c sample, the distance between the CoO_2 layers is one of the most important parameters for the occurrence of superconductivity. It is considered that the longer distance between the CoO_2 layers makes the system more 2-D-like and increase DOS at the Fermi level. We suggest that this increase in DOS is closely associated with the occurrence of unconventional superconductivity.

We thank Y. Maeno, H. Yaguchi and S. Nakatsuji for experimental support and valuable discussions. We also thank H. Ikeda, K. Yamada, Y. Yanase and M. Ogo for valuable discussions. This work was supported by the 21 COE program on "Center for Diversity and Universality in Physics" from MEXT of Japan, and by Grants-in-Aid for Scientific Research from the Japan Society for the Promotion of Science (JSPS) and MEXT.

- 1) K. Takada, et. al.: Nature 422 (2003) 53.
- 2) G. Baskaran: Phys. Rev. Lett. 91 (2003) 097003.
- 3) M. Ogo: J. Phys. Soc. Jpn. 72 (2003) 1839.
- 4) K. Kuroki and R. Arita: Phys. Rev. B 64, (2001) 174507.
- 5) H. Ikeda, Y. Nishikawa, K. Yamada: J. Phys. Soc. Jpn. 73 (2004) 17.
- 6) R. E. Schaak et al.: Nature 424, (2003) 527.
- 7) K. Ishida et al.: J. Phys. Soc. Jpn. 72 (2003) 3041.
- 8) Y. Kobayashi et. al.: J. Phys. Soc. Jpn. 72 (2003) 2161.
- 9) T. Fujimoto et. al.: Phys. Rev. Lett. 92 (2004) 047004.
- 10) C. J. M. Ilie et al.: cond-mat/0401273.
- 11) D. E. MacLaughlin, J. D. Williams and J. Butterworth: Phys. Rev. B 4 (1971) 60.
- 12) $1/T_1T$ was also measured at 12.1 MHz for the MLH sample, and $1/T_1T$ was $8.2 \text{ s}^{-1} \text{ K}^{-1}$ at 4.2 K, 10% smaller than $1/T_1T$ at 12.3 MHz. Temperature dependence was the same as that

at 12.3 MHz.

- 13) K. Ishida et al.: J. Phys. Soc. Jpn. 62 (1993) 2803.
- 14) Y. Hotta: J. Phys. Soc. Jpn. 62 (1993) 274.

15) K. Ishida et al.: Phys. Rev. Lett. 84 (2000) 5387.

16) R. Ray et al.: Phys. Rev. B 59 (1999) 9454.