

Complex Networks on Hyperbolic Surfaces

T. Aste, T. Di Matteo and S. T. Hyde

Applied Mathematics, Research School of Physical Sciences, Australian National University, 0200 Canberra, Australia.

To appear in: Physica A (2004)

Abstract

We explore a novel method to generate and characterize complex networks by means of their embedding on hyperbolic surfaces. Evolution through local elementary moves allows the exploration of the ensemble of networks which share common embeddings and consequently share similar hierarchical properties. This method provides a new perspective to classify network-complexity both on local and global scale. We demonstrate by means of several examples that there is a strong relation between the network properties and the embedding surface.

Key words: Networks, Complex Systems, Hyperbolic Graphs, Econophysics

PACS: 89.75.Hc; 89.75.-k; 89.65.Gh

1 Introduction

In recent years it has become increasingly evident that a convenient way to study systems constituted of many interacting elements is by associating to each element a node and to each interaction a link between nodes, giving a network (or graph). It has been widely noted that complex interconnected structures appear in a wide variety of systems of high technological and intellectual importance. It has been pointed out that many such networks are disordered but not completely random [1,4]. On the contrary, they have intrinsic hierarchies and characteristic organizations which are distinguishable and are preserved during the network evolution. In particular, one of the principal feature of these networks is the fact that they are both clustered and connected. For instance, an individual in a social network has most links within his own local circle, yet each individual in the world is only at a few steps from any other [5]. An example of a completely clustered network is a triangular lattice on a planar surface: in such a network each one of the n nodes is connected with its local neighbors only and the average distance between two individuals scales as $n^{1/2}$. This is a 'large world'. On the other hand, after Erdos and Renyi [6], we know that random graphs are closely connected

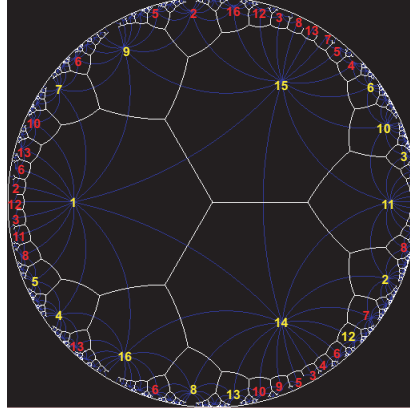


Fig.1. An embedding of K_{16} (with nodes labelled from 1 to 16) formed by unfolding S_{13} onto its universal cover (the hyperbolic plane) by giving multiple copies of nodes. The dual graph (white edges) is also drawn.

systems where the average distance scales as $\ln(n)$: a 'small world'. Intermediate structures can be constructed from the planar lattice by adding links between distant nodes making in this way short cuts. But such an insertion of a short-cut on the triangular lattice has an important consequence: the network can no longer be drawn on the plane without edge crossings; it is non-planar. The embedding surface must be modified accordingly by creating a 'worm hole' which connects two distant parts of the surface and through which the new link can 'travel'. Such 'worm holes' create short-cut tunnels in the (2D) universe transforming it into a small world.

In this paper we explore the idea of a network that exists, grows and evolves on a hyperbolic surface. The complexity of the network itself is in this way associated with the complexity of the surface and the evolution of the network is now constrained to a given overall topological organization. More precisely, we explore the relation between the properties of a network and its embedding on a surface. An orientable surface (an intersection-free, two-sided, two-dimensional submanifold of three-dimensional Euclidean space) can be topologically classified in terms of its genus which is the largest number of non-intersecting simple closed cuts that can be made on the surface without disconnecting a portion (equal to the number of handles in the surface). The genus (g) is a good measure of complexity for a surface: under such a classification, the sphere ($g = 0$) is the simplest system; the torus is the second-simplest ($g = 1$); etc. To a given network can always be assigned a genus: defined to be equal to the minimum number of handles that must be added to the plane to embed the graph without edge-crossings. (Accordingly, a planar graph has genus 0 and it can be "minimally" embedded on the sphere). Therefore, our approach works in two ways: it is a convenient tool to generate graphs with given complexity (genus) and/or it is a useful instrument to measure the complexity of real-world graphs.

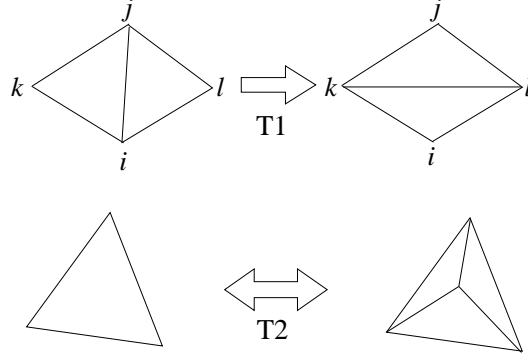


Fig. 2. Elementary moves on a triangulation: Edge switching (T1) and Vertex insertion and removal (T2).

The aim of the present paper is to emphasize why it is convenient to study networks in term of their embeddings on a surface. We end several attractive features of this approach: 1) it provides new measures to characterize complexity; 2) it gives a locally-planar representation; 3) it provides a hierarchical ensemble classification; 4) it allows the application of topologically invariant elementary moves [7-9]. In addition, let us stress that any network can be embedded on a surface, therefore: why not?.

2 Hyperbolic Embeddings

In this section we discuss the embeddings of undirected, simple graphs (with at most one edge connecting any two vertices and each edge connecting two vertices) on orientable surfaces of genus g . First consider the complete graph with n vertices (K_n). In K_n , all possible links are present and each node is connected with all other $n - 1$ nodes. Evidently, any graph with n nodes is necessarily a sub-graph of K_n . It is known [10,11] that an embedding of K_n is always possible on an orientable surface S_g of genus $g \geq g$, with

$$g = \left\lceil \frac{(n-3)(n-4)}{12} \right\rceil \quad (1)$$

(for $n \geq 3$, where $\lceil x \rceil$ denotes the ceiling function which returns the smallest integer number $\geq x$). For $n \geq 7$ one has $g \geq 1$, and hyperbolic surfaces are needed to embed the complete graph. When $n = 0, 3, 4$ or $7 \pmod{12}$ the quantity $(n-3)(n-4)$ is divisible by 12 and the embedding of K_n on S_g is a regular triangular tiling.

Eq.1 states that any graph with n nodes (any sub-graph of K_n) can be embedded on a surface of genus larger or equal than g . However sub-graphs of K_n might be embeddable on surfaces with smaller genus. The embedding of the complete graph on S_g has the desirable feature of local planarity. Note, however, that this local simplification is achieved by introducing complexity in the global surface (g scales with n^2). Constructions of embeddings of sub-

graph of K_n on topologically simpler surfaces (with lower genus than g) are therefore required.

In this paper we discuss three distinct constructions: bottom-up; top-down and dynamical. These methods (described below) are algorithmically very different, yet they can produce the same final structures.

The bottom-up approach is an iterative construction on a surface S_g of given genus g . It starts from a set of n unconnected nodes and connects two nodes if and only if the resulting graph can be embedded on S_g . This process proceeds iteratively and terminates with either a triangular graph containing $3n + 6(g - 1)$ links (when $g < g_c$), or the complete graph K_n (when $g = g_c$). This construction gives maximal networks, with a maximum number of links for a graph with n vertices on S_g . Less connected graphs can be constructed by edge-pruning or by ending the construction process at an earlier stage. Applications of this method to financial market data for the case $g = 0$ are discussed in [13] (interest rates data) and [14] (stock market data).

The top-down construction starts from the embedding of K_n on S_g . We then roll this multi-handled surface on its (topologically planar) universal cover. Most commonly, the universal cover lies in the hyperbolic plane H^2 (except where $n = 7$) [15]. The resulting pattern exhibits discrete symmetries, characteristic of a regular tiling of H^2 [15]. In particular the special cases $n = 0; 3; 7 \pmod{12}$ lead to regular tilings of H^2 with Schläfli symbols $\{3; n - 1\}_g$ [16]. This procedure effectively "unzips" the multi-handled surface, and forms multiple planar copies in the hyperbolic plane. An example for $n = 16$ (related to the case in [13]) is shown in Fig. 1. In this case $g = 13$ (Eq. 1) and the figure represents the embedding of K_{16} by unfolding S_{13} on the universal cover. This is one possible embedding among the exponentially-large class of allowed embeddings [19]. Once we have formed the universal cover, we can proceed in the inverse direction by edge pruning H^2 followed by re-gluing the universal cover into a simpler surface, S_g [17, 18].

The dynamical construction starts from a simple seed network on S_g and then allows it to evolve by elementary moves that re-wire links and add or remove nodes under the constraint that the resulting network remains a simple graph embedded on S_g . This approach allows us to construct ensembles of graphs which share a common embedding. We find that the properties of the resulting graphs are related to the properties of S_g . This is discussed in detail in the next section.

3 Elementary Moves

Here we further restrict our investigations to triangular embeddings. Consider the effect of cascades of elementary moves of two types: edge switching (T1) and vertex insertion and removal (T2) [9]. The first operation is a local

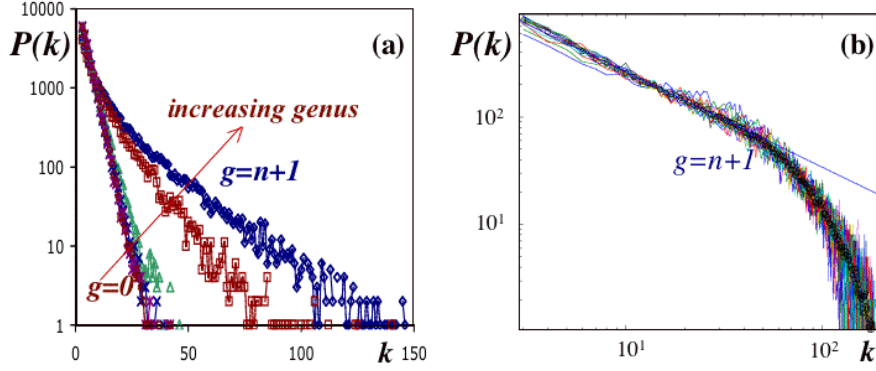


Fig. 3. a) Degree distributions (log-normal scale) resulting from the numerical generation of triangulations on manifolds with different genera. b) Degree distributions (log-log scale) for the case $g = n + 1$ over several different simulations.

elementary move which switches the connections among four nodes as indicated in Fig. 2. The operation switches neighbors: two first-neighboring nodes become second-neighbors (i, j in the figure) whereas two second-neighbors become first-neighbors (k, l in the figure). This T1 operation can be iterated allowing the exploration of a large class of triangular embeddings on S_g . However, certain triangulations of oriented surfaces cannot be transformed into each other by T1 operations alone. The second elementary operation (T2) is the insertion of a vertex in the middle of an existing triangle and its inverse, as drawn in Fig. 2. It is known that any triangulation on S_g can be transformed into any other by a sequence of T1 and T2 elementary moves [20,21]. Applications of this technique to the case $g = 1$ are discussed in [9,23,24].

4 T1 networks

Consider next examples of large triangulations (containing up to $n = 10^5$ nodes) embedded on surfaces of various genera. For convenience, we consider values of g between 0 and $n + 1$, as the latter bound allows networks with integer connectivity (18) irrespectively of their size. These networks are generated via the "dynamical method" introduced above. We start with a seed-graph and then apply T1 moves at random. The result is a disordered network. Remarkably, for the case $g = 0$ the degree distribution is known analytically [25,28]: $P(k) = 16(3/16)^k (k-2)(2k-2) / (k!(k-1)!)$, which, in the tail region, is well described by an exponential law $P(k) \sim P_0 \exp(-k)$ with

0.3. Such theoretical behavior is confirmed numerically by our simulations using the "dynamical" construction. At low genus, the degree distribution decreases exponentially with k (linear trend in log-normal scale), as shown in Fig. 3 (a). However, it is also evident from the figure that when g increases the coefficient decreases and the distributions' tails become "fatter". Moreover, log-log plots of the degree distributions of networks embedded on high-genus surfaces reveal power-law behaviors for small-medium values of the connectivity (Fig. 3 (b)). We find in those cases very good fits of the distributions to

the functional form : $P(k) = P_0 k^{-\gamma} \exp(-k/k_0)$. (For the case in Fig.3 with $n = 10000$ and $g = n + 1$, $\gamma = 4 \cdot 10^{-4}$, $\gamma = 1$ and $\gamma = 1.9$.) This 'stretching' of the degree distributions away from exponential behavior (characteristic of low genus) towards power-law behavior (with an exponential cutoff) suggests the presence of a phase-transition when the number of handles in the surface becomes comparable with the number of nodes. Indeed, it was shown in [9] that the behavior at $g = 1$ can be retrieved easily by modelling the system as non-interacting nodes constrained by a global condition on the average connectivity (which must be equal to 6 at $g = 1$). On the other hand, networks embedded on topologically complex surfaces allow longer-range correlations to play a crucial role in the system organization, leading to non-Boltzmann distributions.

Another important effect associated with the variation of genus of the embedding surface concerns the intrinsic (or fractal) dimension of the network. We infer this dimensional measure from the average length $\langle h_{ij} \rangle$ of the geodesic paths on the network between any pair of nodes. If this topological length scales with the total number of nodes (the 'volume') as $\langle h_{ij} \rangle \propto n^{1-d}$, one can define an intrinsic dimension d for the system. (This definition is analogous to standard scaling laws in d -dimensional lattices.) Another possible definition of intrinsic dimensionality follows from analysis of the average number of nodes $\langle n_j \rangle$ at a given geodesic distance $\langle j \rangle$ from a central node [29]. Indeed, in systems with finite intrinsic dimensionality, we expect such a topological 'perimeter' to grow with topological radius as: $n_j \propto j^{d-1}$. Clearly, there are various possible definitions for the intrinsic dimension and, in general, they can lead to different results. However we verified that the two definitions above lead to the same result for all the cases examined. Interestingly, results associated with the application of the Regge calculus in 2D quantum gravity [30] show that for $g = 0$ the intrinsic dimension of random triangulations must be $d = 4$. We verified that our numerical simulations for the case $g = 0$ are very well described with the functional form $\langle h_{ij} \rangle = c_1 n^{1-d} + c_2$ and $n_j = c_3 j^{d-1} + c_4$ with $d = 4$. We have also verified that the same forms hold for all the small-genus cases (when $g \ll n$), again with $d = 4$. Therefore we affirm that for small genus the system has a finite intrinsic dimension and it behaves as a large world. At the opposite limit we know that for very high genus { when g is neared and the network approaches K_n { we attain 'saturation': $\langle h_{ij} \rangle \propto O(1)$. We have detected a critical region, in the vicinity of $g \approx n$, where the intrinsic dimension diverges. In this region we observe that the system becomes a small world with: $n_j = a_1 \exp(a_2 j) + a_3$ and $\langle h_{ij} \rangle = a_4 \ln(n) + a_5$. We expect to observe another transition to ultra-small worlds ($\langle h_{ij} \rangle \propto \ln(\ln(n))$) when the genus approaches $g \approx n$. But this will be the topic of a forthcoming paper.

Acknowledgements: T.D. is indebted from discussion with the participants at the COST P10 "Physics of Risk" meeting in Nyborg (DK), April 2004. We acknowledge partial support from ARC Discovery Project DP0344004

(2003) and APAC.

References

- [1] L. A. N. Amaral, A. Scala, M. Barthélemy, and H. E. Stanley, *Proc. Natl. Acad. Sci.* 97 (2000) 11149.
- [2] Reka Albert and Albert-László Barabási, *Rev. Mod. Phys.* 74 (2002) 47.
- [3] M. E. J. Newman, *SIAM Rev.* 45 (2003) 167.
- [4] R. Cohen and S. Havlin, *Phys. Rev. Lett.* 90 (2003) 058701.
- [5] D. J. Watts and S. H. Strogatz, *Nature* 393 (1998) 440-442.
- [6] P. Erdős and A. Rényi, *Publ. Math. Inst. Hungar. Acad. Sci.* 5 (1960) 17-61.
- [7] H. M. Ochlenbusch, T. Aste, B. Dubertret and N. Rivier, *Eur. Phys. J. B* 2 (1998) 211-220.
- [8] B. Dubertret, T. Aste, H. M. Ochlenbusch and N. Rivier, *Phys. Rev. E* 58 (1998) 6368-6378.
- [9] T. Aste and D. Sherrington, *J. Phys. A* 32 (1999) 7049-56.
- [10] G. Ringel, *"Map Color Theorem"*, (Springer-Verlag, Berlin, 1974) cap. 4.
- [11] P. J. Gilbin, *"Graphs, Surfaces and Homology"*, (Chapman and Hall, 2nd edition, 1981).
- [12] G. Ringel and J. W. T. Youngs, *Proc. Nat. Acad. Sci. USA* 60 (1968) 438-445.
- [13] T. Di Matteo, T. Aste, S. T. Hyde and S. Ramsden, preprint (2004).
- [14] M. Tumminello, T. Aste, T. Di Matteo, R. N. Mantegna, 2004, in preparation.
- [15] J. Stillwell, *"Classical Topology and Combinatorial Group Theory"* (Springer-Verlag, 2nd edition, 1993).
- [16] H. S. M. Coxeter, *"Regular Polytopes"* (Dover, New York, 1973).
- [17] S. T. Hyde and S. Ramsden, *Eur. Phys. J. B* 3178 (2003) 273-284.
- [18] S. T. Hyde, S. Ramsden, T. Di Matteo, J. J. Longdell, *Solid State Sciences* 5 (2003) 35-45.
- [19] C. P. Bonnington, M. J. Grannell, T. S. Griggs, J. Siran, *Journal of Combinatorial Theory Series B* 78 (2000) 169-184.
- [20] J. W. Alexander, *Ann. of Math.* 31 (1930) 294-322.
- [21] U. Pachner, *Arch. Math* 30 (1978) 89-91; U. Pachner, *Europ. J. Combinatorics* 12 (1991) 129-145.
- [22] M. H. A. Newman, *Royal Acad. Amsterdam* 29 (1926) 610-641.

- [23] H. M. Oehlenbusch, T. Aste, B. Dubertret, and N. Rivier, Eur. Phys. J. B 2 (1998) 211-220.
- [24] B. Dubertret, T. Aste, H. M. Oehlenbusch and N. Rivier, Phys. Rev E 58 (1996) 6368-78.
- [25] E. Brezin, C. Itzykson, G. Parisi, J. B. Zuber, Comm. Math. Phys. 59 (1978) 35.
- [26] D. V. Boulatov, V. A. Kazakov, I. K. Kostov, A. A. Migdal, Nucl. Phys. B 275 (1986) 641.
- [27] C. Godreche, I. Kostov, I. Yekutieli, Phys. Rev. Lett. 69 (1992) 2674.
- [28] J. Bouttier, P. Di Francesco, E. Guitter, Nuclear Physics B 675 (2003) 631.
- [29] T. Aste, D. Boose, and N. Rivier, Phys. Rev E 53 (1996) 6181-91.
- [30] J. Ambjørn, Y. Watabiki, Nuclear Physics B 445 (1995) 129-142; J. Ambjørn, J. Jurkiewicz, Y. Watabiki, Nuclear Physics B 454 (1995) 313-342.