

Point scatterers in low number of dimensions

Erel Granot

Department of Electrical Engineering, College of Judea and Samaria, Ariel 44837, Israel
(April 14, 2024)

It is well known that in 1D the cross section of a point scatterer increases along with the scatterer's strength (potential). In this paper we show that this is an exceptional case, and in all the other cases, where a point defect has a physical meaning, i.e., $0 < d < 1$ and $1 < d \leq 2$ (d is the dimensions number), the cross section does not increase monotonically with the scatterer's strength. In fact, the cross section exhibits a resonance dependence on the scatterer's strength, and in the singular 2D case it gets its maximum value for an infinitely weak strength. We use this fact to show that two totally different generalized functions can describe exactly the same physical entity (the same scatterer).

PACS: 72.10.Fk, 71.55.A and 72.20.Dp

It is well known that in general the cross section of a scattering process does not have a monotonic dependence on scatterers strength (potential). On the contrary, the spectral vicinity of resonances causes the main impact on the scattering process. However, when small scatterers (compared to the incident scattered particle's wavelength) are under consideration, no such resonances can occur, and the scatterer's strength has a direct influence on the scattering cross section. In 3D this process is known as Rayleigh scattering in Optics, and Born approximation in Quantum Mechanics (QM), and unlike Mie scattering (in Optics terminology) has a very simple dependence on the scatterer's strength: the cross section is proportional to the square of the scatterer's strength (scatterer's potential in the QM picture), i.e., $\sigma \propto V^2$. Similarly, in 1D the reflection coefficient monotonically increases along with the scatterer's strength:

$$R \approx \frac{\hbar}{4L} = (VL)^{-2} \quad (1)$$

(L is the scatterer's width, \hbar is the incoming particles' energy and V is the scatterer's potential hereinafter we adopt the units $\hbar = 2m = 1$).

In this paper we show that these cases are the exceptions: in general, the cross section does not have a monotonic dependence on the scatterer's strength, even when the scatterer is merely a point defect. In particular we investigate without approximations the dimensionality regime $0 < d \leq 2$ for a point scatterer, and we show that the $d = 1$ is the only case in this regime, in which the cross section increases monotonically with the scatterer strength (potential). In all the other cases (other dimensions), we prove that beyond a certain potential ("strength") value, the scattering cross section starts to decrease.

The stationary-state Schrodinger equation in d -dimensions reads:

$$-\nabla^2 \psi - p^2 \psi = 0 \quad (2)$$

where we adopt again the units $\hbar = 2m = 1$ (m is the particle's mass), p^2 is the particle's energy, ψ is the parameter which characterizes the point scatterer's strength, ∇^2 is the d -dimensions Laplacian, and $\delta^d(\mathbf{r})$ is the Dirac delta function in d -dimensions (\mathbf{r} is the vector in d -dimensional space).

Let us denote by $G_d(\mathbf{r})$ the d -dimensions Green function, i.e.,

$$-\nabla^2 G_d - p^2 G_d = \delta^d(\mathbf{r}) = 0 \quad (3)$$

and by $\psi_{inc}(\mathbf{r})$ the incident wave function. It is then straightforward that the scattered wave function is simply and exactly

$$\psi_{sc}(\mathbf{r}) = \psi_{inc}(\mathbf{r}) + f G_d(\mathbf{r}) \quad (4)$$

where the scattering coefficient is equal (exactly) to (for $d < 2$)

$$f = \frac{\psi_{inc}(0)}{1 - G_d(0)} \quad (5)$$

Thus, the problem is reduced to an evaluation of the Green function.

The Green function is required in two regimes: for $|\mathbf{r}| \rightarrow 0$

$$G_d(\mathbf{r}) \approx |\mathbf{r}|^{d-2} \exp(i p |\mathbf{r}|) \quad (6)$$

and for $|\mathbf{r}| \rightarrow \infty$

$$G_d(0) = \frac{p^{d-2} \exp(-i p |\mathbf{r}|)}{2^d (d-2) \sin(d/2)} \quad (7)$$

(Γ is the Gamma function, see, for example, [2])

Hence,

$$f^2 = \frac{\psi_{inc}(0)^2}{1 + \left[\frac{p^{d-2}}{2^d (d-2) \sin(d/2)} \right]^2} \quad (8)$$

where $\Gamma(d) = 2^{d-1} \tan \frac{d}{2}$. We immediately recognize a resonance pattern in eq.(8).

In general, the physics encapsulated in Eq.(8) can be divided into four categories:

For $0 < d < 1$, a resonance occurs only for positive β , i.e., only barriers (in contrast to wells) demonstrate a non-monotonic dependence on the scatterer's strength β .

For $d = 1$, the scattering coefficient (in this case equivalent to the reflection coefficient) is reduced to the well-known equation

$$|r|^2 = \frac{j_{inc}(0)^2}{2 + (2p)^2}$$

and the dependence (on β) is monotonic (and is independent of the sign of β).

For $1 < d < 2$, the non-monotonic behavior appears again but this time only for negative β (that is, only for wells).

$d = 2$ is a more complicated case, and will be discussed separately in this paper, but the same general non-monotonic dependence still holds in the 2D case.

To investigate the resonant nature of Eq.(8) and the way it depends on dimensionality, it is more convenient to use, instead of the energy p^2 , the dimensionless energy

$$\beta = \frac{p^2}{j_{inc}^2(d=2)}:$$

Thus, Eq.(8) becomes

$$|r|^2 = \frac{j_{inc}(0)^2}{\cos^2(d=2) \Gamma(d)^2 + 1 + \sin^2(d=2)} \quad (9)$$

where Γ_d is a universal function, which depends merely on the dimensions number, i.e.,

$$\Gamma_d = 2^{d-1} \tan \frac{d}{2} \quad (d=2) \sin \frac{d}{2} \quad (d=2) \quad (10)$$

Therefore, the maximum cross section is obtained for

$$\beta = \Gamma_d^2 \quad (11)$$

for any d , and the scattering coefficient maximum value is

$$|r|_{max}^2 = \frac{j_{inc}(0)^2}{\sin^2(d=2)} \quad (12)$$

For the 2D case, Eq.(12) may be a bit misleading, for it suggests an infinitely strong scattering coefficient, i.e., $|r|_{max}^2 = (2-d)^2$ for $d \neq 2$. However, this value is obtained, as Eqs.(10) and (11) imply, only at $\beta \rightarrow 1$. For any finite energy (i.e., $\beta < 1$) $|r|^2$ is in fact small (like $(2-d)^2$).

Before investigating the $d = 2$ any further, it is instructive to investigate the non-monotonic dependence of the scattering coefficient $|r|^2$ on the scatterer's strength β . For convenience, let us use the following dimensionless physical parameters: the scattering coefficient (which is proportional to the scattering cross section)

$$F = \frac{|r|^2}{j_{inc}(0)^2 p^{2(d-2)}}$$

and the dimensionless strength $\beta = p^{2(d-2)}$:

Then,

$$F = \frac{\Gamma_d^2}{\cos^2(d=2) \Gamma_d^2 + 1 + \sin^2(d=2)} \quad (13)$$

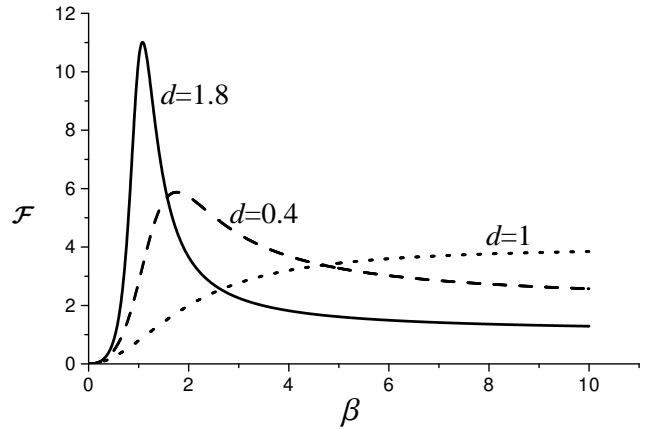


FIG. 1. A plot of the normalized scattering coefficient F as a function of the normalized "strength" β for $d = 0.4; 1$ and 1.8 . Only in the $d = 1$ case there is no local maximum.

This function is plotted in Fig.1 for the $d = 0.4; 1$ and 1.8 cases. It is clear that in general this function is not monotonic. It gets its maximum value for

$$\beta_{max} = \Gamma_d^{(d=2)=2} \sec^2(d=2)$$

for which case

$$F_{max} = \frac{2^{2d-2}(d=2)}{2-d};$$

and for $\beta \rightarrow 1$,

$$F_{inf} = \frac{2^{2d-2}(d=2)}{2-d} \sin^2(d=2):$$

and therefore,

$$\frac{F_{max}}{F_{inf}} = \frac{1}{\sin^2(d=2)}:$$

Two universal dimensions appear: F_{\max} receives its minimum value for $d = 0.81$ and F_{\min} receives its maximum value for $d = 1.19$, however they get the same value with the same derivative only at $d = 1$ (see Fig.2).

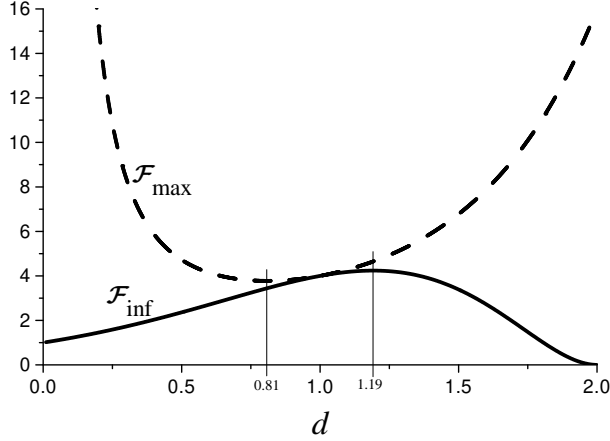


FIG. 2. A plot of F_{\max} and F_{\inf} as a function of d .

It is then clear why monotonic dependence is restored only for $d = 1$. In all the other cases (both $d < 1$ and $d > 1$), $F_{\inf} < F_{\max}$ (see Fig.1); moreover, the larger the dimensionality (beyond $d > 1$), the lower F_{\max} . Therefore, to achieve maximum cross section, the scatterer's strength should be decreased.

These last two conclusions run contrary to common intuition. One would normally expect to increase the scattering cross section by increasing the scatterer strength, not decrease it.

With this in mind, it should not be surprising that in order to get a maximum scattering cross section in 2D the point scatterer's strength should be infinitely low, and for any other finite value of λ , the cross section will vanish.

The applicability of a point scatterer in 2D is well known in the literature, and due to the singularity of the 2D case, there were many indirect approaches to model a 2D point scatterer (see, for example, [3,10]). In what follows we present two generalized functions, which can replace directly the potential of a 2D point scatterer without any approximations. The first function was already presented by Aizel [3], but the second one is a new function. Despite the different appearance they both describe the same defects.

To create a scatterer (with a finite cross section) in 2D one can choose, instead of a delta function, a finite width (λ) scatterer (but a very narrow one, i.e., $\lambda \ll 1$) [3]. For example, let us choose the potential [3]

$$V(r) = \frac{\exp\left(-\frac{h}{2} \left(\frac{r}{\lambda}\right)^2\right)}{2} \quad (14)$$

Surely, in the limit $\lambda \rightarrow 0$, eq.14 is simply the Dirac's

delta function.

Since this potential has a finite width, one cannot use eq.7 for the Green function. Instead, the Green function near $|r| = 0$ should be taken, and in 2D it can be written as

$$G(r) \sim \left(\frac{2}{\lambda}\right)^{-1} \ln(|r| \lambda^{-1}); \quad (15)$$

where γ is the Euler constant [2].

Moreover, due to the singularity one cannot use eq.(5) to calculate the scattering coefficient, instead the following general expression should be taken [11]

$$f = \frac{\int_0^R dr^0 V(r^0)}{1 + \int_0^R dr^0 G(r^0) V(r^0)}; \quad (16)$$

Substituting eqs. 15 and 14 in eq.16, the scattering coefficient will be

$$f \sim \frac{\ln(\lambda^{-1})}{1 + \left(\frac{2}{\lambda}\right)^{-1} \ln(\lambda^{-1})} = 2 + i\epsilon \quad (17)$$

This expression again illustrates the non-monotonic behavior of $|f|$ on the scatterer's strength λ : for a very weak scatterer, $|f|$ increases with the strength, but when λ exceeds the value $\left(\frac{2}{\lambda}\right)^{-1} \ln(\lambda^{-1}) = 2$; $|f|$ begins to decrease. In particular, choosing (ref. [3])

$$\lambda = \frac{2}{\ln(\lambda_0^{-1})} \quad (18)$$

one obtains (in the limit $\lambda \rightarrow 0$)

$$F = \frac{16}{\ln^2(\lambda_0^{-1}) + 1} \quad (19)$$

where

$$E_0 = \frac{4}{\lambda_0^2} \exp(-\lambda_0^2) \quad (20)$$

is the point potential resonance energy.

We therefore see again that in 2D, the point impurity potential must be infinitely shallower than the 2D delta function, that is, the strength is infinitely (logarithmically) with the impurity's width) narrow (eq.18).

In the last few paragraphs we confronted the problem -atic (due to the singularity) 2D case by starting with a finite (λ) width potential, fixing the right potential strength (eq.18) and only then taking the limit $\lambda \rightarrow 0$. More formally, the desired potential can be written

$$V(r) = \lim_{\lambda \rightarrow 0} \frac{\exp\left(-\frac{h}{2} \left(\frac{r}{\lambda}\right)^2\right)}{\ln(\lambda_0^{-1})} \quad (21)$$

Such a generalized point potential mimics a physical 2D point scatterer with eigen energy expressed by eq. 20.

This procedure was taken in [3] by Azbel and was named Impurity D Function (IDF), however, this is not the only way to attack the singular 2D potential. Our derivation also suggests that it is possible to confront the singularity of the 2D case via the dimensions' number (i.e., d). That is, it is clear that $d = 2$ and $\rho = 0$ is a singular point, but instead of approaching it via the $\rho \rightarrow 0$ limit (while fixing $d = 2$), one can approach it via the $d \rightarrow 2$ (from below) limit (while keeping $\rho = 0$).

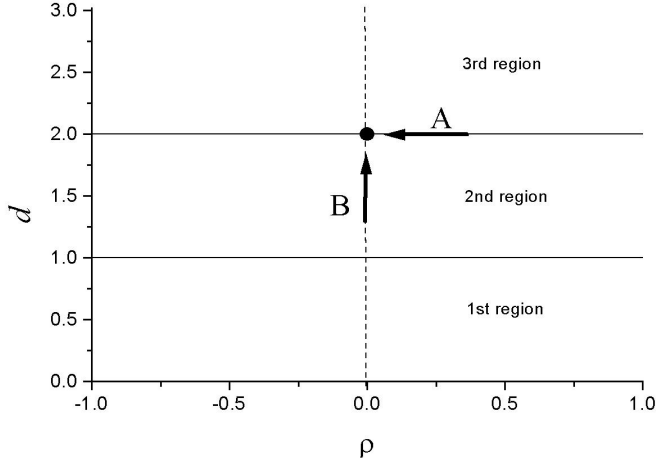


FIG. 3. In the d plane, each arrow illustrates a different way of approaching the singular point $d = 2$ and $\rho = 0$. The 1st and 2nd regions (including the $d = 2$ line) correspond to impurities whose cross section does not depend monotonically on their potential strength. The $d = 1$ line is the only case in which the monotone dependence occurs. In the 3rd region, a point impurity cannot exist. Notice that the $\rho < 0$ region has no physical meaning.

In particular, again choosing the potential

$$V(r) = \frac{1}{r^d} \quad (r)$$

with the potential "strength"

$$= 2(2-d)E_0^{(2-d)=2}$$

substituting it in Eq.(13) and then taking the $d \rightarrow 2$ (from below), the simple expression (19) of F is retrieved.

We therefore find another way to construct a 2D point impurity, which describes a physical impurity characterized by the eigen energy E_0 . This generalized potential can be written as the following limit

$$V(r) = 2 \lim_{d \rightarrow 2} (2-d)E_0^{(2-d)=2} \frac{1}{r^d} : \quad (22)$$

The potentials described by eqs. 21 and 22 describe exactly the same physical entity. Despite their different appearance, they both present a point impurity in 2D, with the same eigen energy E_0 (see eq 20).

In both cases, these are generalized functions, where their limit is presented in Fig.3: the limit $\rho \rightarrow 0$ of eq. 21 is presented by the "A" arrow in the figure, while the limit $d \rightarrow 2$ of eq 22 is the "B" arrow.

To summarize, in this paper we showed that our every-day experience that the cross section of a point scatterer increases with the scatterer's strength fails in low number of dimensions. It was shown that the 1D is the only case in which there is a monotonic dependence of the scattering coefficients on the scatterer's strength, in all the other cases (other dimensions) the scattering coefficient shows a resonance dependence on the scatterer's strength. We use our derivation to construct a new generalized function, which can describe the potential of a point defect in 2D.

-
- [1] L.D. Landau and E.M. Lifshitz, Quantum Mechanics, 3rd ed., see section 45 and problems therein (Pergamon: Oxford, 1985).
 - [2] See, for example, N.N. Lebedev, "Special functions and their applications" (ed. by R.A. Silverman), Dover (New York, 1972).
 - [3] M.Ya. Azbel', Phys. Rev. B 43, 2435 (1991); 43, 6717 (1991); Phys. Rev. Lett. 67, 1787 (1991).
 - [4] C.S. Chu and R.S. Sorbello, Phys. Rev. B 40, 5941 (1989)
 - [5] A. Kumar and F. Bagwell, Phys. Rev. B 43, 9012 (1991)
 - [6] P.F. Bagwell, Phys. Rev. B 41, 10354 (1990)
 - [7] Y.B. Levinson, M.I. Lubin, and E.V. Sukhorukov, Phys. Rev. B 45, 11936 (1992)
 - [8] S.A. Gurvitz and Y.B. Levinson, Phys. Rev. B 47, 10578 (1993)
 - [9] E. Tekman and S. Ciraci, Phys. Rev. B 42, 9098 (1990)
 - [10] C.S. Kim and A.M. Satanin, Physica E 4, 211 (1999)
 - [11] E. Granot and M.Ya. Azbel, Phys. Rev. B 50, 8868 (1994); J. Phys. Condens. Matter 11, 4031 (1999).