

Electronic structure of the substitutional versus interstitial manganese in GaN

Z. S. Popovic^{1*}, S. Satpathy^{1,2}, and W. C. Mitchel²

¹*Department of Physics, University of Missouri, Columbia, MO 65211*

²*Air Force Research Laboratory, Materials and Manufacturing Directorate, Wright-Patterson Air Force Base, OH 45433*

Density-functional studies of the electron states in the dilute magnetic semiconductor GaN:Mn reveal major differences for the case of the Mn impurity at the substitutional site (Mn_{Ga}) versus the interstitial site (Mn_{I}). The splitting of the two-fold and the three-fold degenerate Mn(d) states in the gap are reversed between the two cases, which is understood in terms of the symmetry-controlled hybridization with the neighboring atoms. In contrast to Mn_{Ga} , which acts as a deep acceptor, Mn_{I} acts as a donor, suggesting the formation of Coulomb-stabilized complexes such as $\text{Mn}_{\text{Ga}}\text{Mn}_{\text{I}}\text{Mn}_{\text{Ga}}$, where the acceptor level of Mn_{Ga} is passivated by the Mn_{I} donor. Formation of such passivated clusters might be the reason for the observed low carrier-doping efficiency of Mn in GaN. Even though the Mn states are located well inside the gap, the wave functions are spread far away from the impurity center. This is caused by the hybridization with the nitrogen atoms, which acquire small magnetic moments aligned with the Mn moment. Implications of the differences in the electronic structure for the optical properties are discussed.

PACS: 75.50.Pp

Currently there is an intense interest to incorporate magnetic materials into semiconductors for use in spintronics, which seeks to exploit the spin of the electron for novel device applications. The pioneering work of Ohno and coworkers,¹ showing a ferromagnetic Curie temperature as high as 110 K for Mn doped GaAs, demonstrated the feasibility that the ferromagnetic properties can be incorporated into the traditional semiconductors. Since then other dilute magnetic semiconductor systems have been studied. Particular attention has been focused on the Mn doped GaN (GaN:Mn), stimulated in part by the bold theoretical prediction of room-temperature ferromagnetism in the nitrides by Dietl et al.² using the Zener model. The recent observation³ of room temperature ferromagnetism in GaN:Mn, although somewhat

controversial, has further accelerated interest in the nitride based dilute magnetic semiconductors.

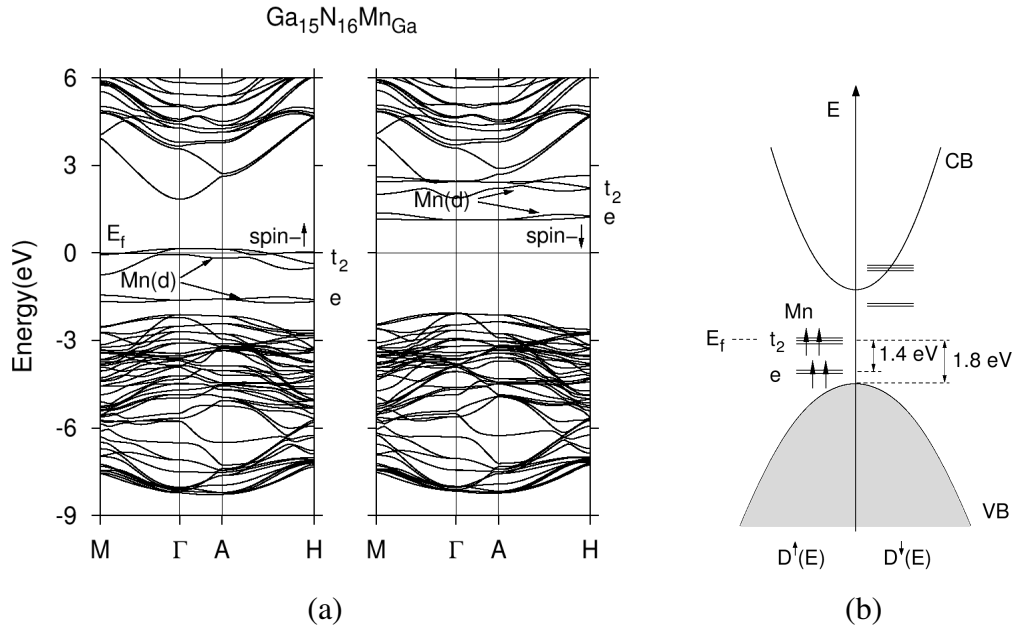
A knowledge of the electron states introduced by the Mn dopants is an essential ingredient for understanding the microscopic behavior of the system and for tailoring the material properties for potential device applications. The electron states of GaN:Mn have been studied theoretically by a number of authors.^{4,5,6,7,8,9,10,11} A main result of these studies is that Mn acts as a deep acceptor in GaN, forming an impurity band detached from the valence band top. This is in sharp contrast to GaAs:Mn, where Mn acts as a shallow acceptor, forming a joint band with the host valence bands, into which holes are introduced. In all these studies, Mn atom was placed at the Ga substitutional site, in line with the traditional wisdom that the 3d impurities are largely substitutional in the III-V semiconductors, while in Si they are largely interstitial.¹² However, there is ample evidence indicating that Mn may occur at sites other than the Ga substitutional site and may even form defect complexes. For example, recent experiments using the Rutherford back scattering have shown an appreciable fraction of the impurities to be interstitial in GaAs:Mn,¹³ suggesting that the same may be true for GaN:Mn as well. Similar experiments have not been performed on GaN:Mn to our knowledge; however, samples of Cr doped GaN show only about 90% of Cr to be at the substitutional sites.¹⁴ Thermodynamics arguments suggest that the growth condition could affect the likely sites for the Mn incorporation. For instance, one may be able to stabilize substitutional (interstitial) Mn centers using Ga-poor (Ga-rich) conditions.¹⁵

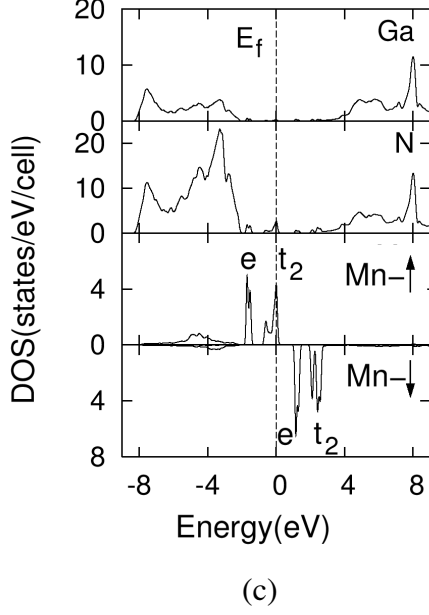
Also, there is a major discrepancy between the nominal Mn concentration and the carrier concentration observed in the transport measurements in the entire class of the dilute magnetic semiconductors, where only a small fraction (few percent) of the manganese is found to produce the free carriers. The reason for this low carrier-doping efficiency is thought to be the formation of Mn centers other than the substitutional Mn, including even the complex impurity centers. While the substitutional Mn_{Ga} acts as a deep acceptor in GaN:Mn, an interstitial Mn is expected to act as a donor, as the two Mn(s) electrons of the free atom do not need to participate in covalent bonding. This in turn suggests the formation of the Coulomb stabilized complexes such as $\text{Mn}_{\text{Ga}}\text{-Mn}_{\text{I}}\text{-Mn}_{\text{Ga}}$. Formation of other types of complexes is also likely and in fact clusters such as Mn_xN_y have been suggested to occur in GaN:Mn.^{16,17} It is therefore clear that before an adequate understanding of the ferromagnetic behavior in the dilute magnetic semiconductors can be developed, it is imperative to understand the nature of the Mn impurity centers in the host

material. In this paper, we study the electron states of the substitutional versus the interstitial Mn using density-functional methods.

Our calculations were performed for the wurtzite crystal structure using the supercells $\text{Ga}_{15}\text{Mn}_{\text{Ga}}\text{N}_{16}$ and $\text{Ga}_{16}\text{Mn}_{\text{I}}\text{N}_{16}$ for the cases of substitutional and interstitial Mn, respectively, which corresponds to about 6% Mn concentration. We used the local spin-density approximation (LSDA) to the density-functional theory as implemented in the linear muffin-tin orbitals (LMTO) method in the atomic spheres approximation.¹⁸ Christensen's empirical approach^{19,20} was used to correct for the well known problem of the band-gap underestimate in the semiconductors; however, we found that this correction does not change any essential physics of the problem. The bulk lattice constant for GaN was used and also any local relaxations around the Mn atom were not considered. This is reasonable since, as was shown recently for the substitutional Mn_{Ga} in GaN, local relaxations have negligible effect⁴ on the electronic and the magnetic properties and the same may be expected to be true for the interstitial Mn_{I} as well.²¹

Fig. 1 shows the calculated band structure for the wurtzite $\text{Ga}_{0.94}\text{Mn}_{0.06}\text{N}$, with the Mn dopants at the Ga site. Like GaAs:Mn, the material is half-metallic, with the Mn(d) states split into a triply degenerate t_2 state, which occurs at the Fermi energy, and a doubly degenerate e state just above the top of the valence bands.





[Fig. 1. Density-functional electronic structure of the ferromagnetic $\text{Ga}_{15}\text{MnN}_{16}$ with Mn at the substitutional Ga site. Shown are the majority and minority spin bands (a), the schematic positions of the Mn levels (b), and the atom resolved densities-of-states (c).]

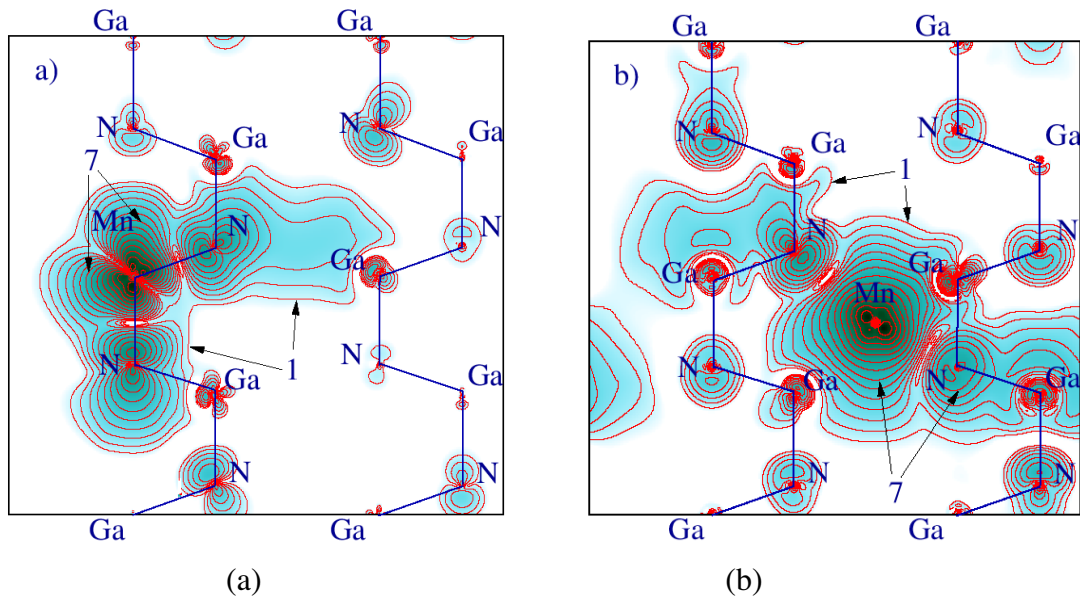
Concerning the position of the e state, there is a controversy in the literature, viz., whether the e state is in the gap⁹ or inside the valence bands.⁴ We find that the difference is due to a subtle feature, viz., whether the Ga(3d) electrons are treated as valence or core electrons. The reason why the position of the Mn(e) state might be so sensitive to small changes in the potential becomes clear by considering the symmetry properties of the various orbitals. In essence, as follows from the discussion below, a strong anti-bonding interaction with the N(p)-like valence bands ensures the Mn(t_2) state to lie above the valence bands, while such interaction is absent for the Mn(e) level, making its position insensitive with respect to the energy of the N(p) bands.

The Mn_{Ga} (Mn_{I}) has approximate tetrahedral (octahedral) symmetry and it is convenient to use these symmetries for the Mn(d) states. For the case of the substitutional Mn, Mn_{Ga} is surrounded by four nitrogen atoms in a tetrahedral surrounding and ignoring the further neighbors has the tetrahedral symmetry. The Mn_{Ga} (d) orbitals span the $e+t_2$ representations of the tetrahedral T_d group, while the surrounding N("p_z") orbitals span the a_1+t_2 representations, as seen from the symmetry properties summarized in Table I. The N("p_z") orbitals refer to a local atom-based coordinate system and, by definition, point towards the adjacent Mn atom. The strong pd interaction, symmetry-allowed for t_2 but not for e (as there is no e component for N("p_z")), produces a N-character t_2 bonding state in the valence band and a Mn-character t_2 anti-bonding state, raising its energy. The Mn(e) state is allowed to interact only with the remaining N(p_x/p_y) orbitals, which, although they do span the e representation, interact only weakly with Mn

because their lobes do not point towards the Mn atom. This explains why the $\text{Mn}(t_2)$ state occurs above the $\text{Mn}(e)$ state for Mn_{Ga} . This also explains why the occupied states at the Fermi energy, which occurs in the middle of the $\text{Mn}(t_2)$ bands, should have the $\text{Mn}(d)$ - $\text{N}(p_z)$ antibonding character, as is readily visible in the charge-density contour plot (Fig. 2), where the charge-density is zero at the middle of the Mn-N bond.

Table I. Irreducible representations spanned by the atomic orbitals in the T_d and the O_h groups, relevant for Mn_{Ga} and Mn_{I} for the wurtzite structure. The symbol $\text{N}("p_z")$ denotes the nitrogen p orbitals with lobes pointed towards the Mn atom at the center of the tetrahedron or the octahedron.

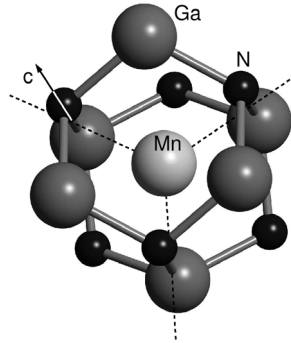
Point Group	Orbitals	Number of orbitals	Irreducible Representations
T_d (tetrahedral)	$\text{Mn}(d)$	5	$e+t_2$
	$\text{N}(s)$ or $\text{N}("p_z")$	4	a_1+t_2
	$\text{N}(p)$	12	$a_1+e+t_1+2t_2$
O_h (octahedral)	$\text{Mn}(d)$	5	e_g+t_{2g}
	$\text{N}(s)$ or $\text{Ga}(s)$ or $\text{N}("p_z")$ or $\text{Ga}("p_z")$	6	$a_{1g}+e_g+t_{1u}$
	$\text{N}(p)$ or $\text{Ga}(p)$	18	$a_{1g}+e_g+t_{1g}+t_{2g}+2t_{1u}+t_{2u}$
C_{6v}	$\text{Mn}(d)$	5	$a_1+e_1+e_2$



[Fig. 2 (color online): Charge-density contours corresponding to the occupied bands near E_F for $\text{Ga}(\text{Mn})\text{N}$: substitutional Mn_{Ga} (a) versus interstitial Mn_{I} (b). Size of the energy windows were 1.0 eV and 1.2 eV, respectively, so as to include all states of the highest occupied Mn band near E_F . Note, from the zeros of the charge density at the Mn-N bond center, the anti-bonding character of the Mn-N hybridization and the orientation of the $\text{N}("p_z")$ orbitals (local z axis

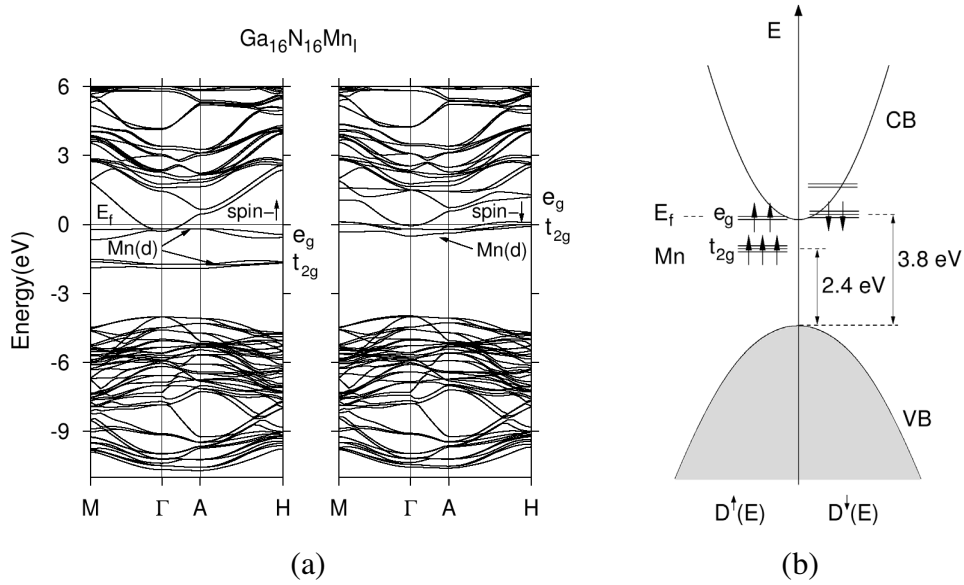
points to Mn). Note also the spread of the charge to distant nitrogen atoms. Of the twelve atoms that form the two octahedra around Mn_i (Fig. 3), only four are visible in (b) (the four closest to Mn). We used the supercells, $\text{Ga}_{31}\text{Mn}_{\text{Ga}}\text{N}_{32}$ and $\text{Ga}_{32}\text{Mn}_i\text{N}_{32}$, i.e., with about 3% Mn, to compute the charge densities and the contour values are: $\rho_n = \rho_0 10^{n\delta}$, where $\rho_0 = 2.1 \times 10^{-3} e/\text{\AA}^3$, $\delta = 0.25$, and n labels the contours.]

According to the density-functional results, Mn_{Ga} is a deep acceptor with energy of about 1.8 eV, in excellent agreement with the acceptor energy extracted from the optical absorption measurements.²² For the dipole-allowed optical transitions, the matrix element of the position operator between the initial and the final electron states $\langle \Psi_i | \vec{r} | \Psi_j \rangle$ is non-zero, where \vec{r} is along the direction of polarization of light. For transitions involving the Mn states, we may just consider the atoms surrounding the Mn, viz., the four N atoms forming the tetrahedron and just the N(p) orbitals, which have the major contribution to the valence and the conduction bands. For a strong transition involving the Mn atom and the host bands, the N(“p_z”) orbitals must be involved; other nitrogen p orbitals would have weaker matrix elements. Considering just the MnN_4 cluster with the tetrahedral T_d symmetry, one finds that all transitions among the Mn e and t₂ levels, the valence bands (VB), and the conduction bands (CB) are dipole allowed. This leads to the following features in the optical absorption: (a) A sharp Mn (e) \rightarrow Mn (t₂) transition at 1.4 eV, (ii) A VB \rightarrow Mn (t₂) absorption band starting at 1.8 eV, (iii) A VB \rightarrow Mn (e) absorption band starting at 3.3 eV, and (iv) The VB \rightarrow CB absorption starting at the gap value of 3.5 eV, all of which are consistent with the observed optical absorption.²²



[Fig. 3. The interstitial position in the wurtzite structure with approximate octahedral symmetry, with the N and the Ga atoms forming two separate octahedra surrounding the Mn.]

We now turn to the case of the interstitial Mn, which we place at the largest void in the wurtzite structure occurring at the center of the triangle joining the midpoints of the three adjacent Ga-N bonds pointed along the c direction (Fig. 3). In view of the near-octahedral symmetry about the void (two interpenetrating octahedra of six Ga or six N atoms, whose centers are slightly offset with respect to each other and with respect to the position of the void), it is instructive to examine the symmetry properties of the electron states in terms of the full octahedral group O_h .



[Fig. 4. Density-functional band structure for the interstitial Mn_i in GaN (a) and the band diagram extracted from it (b).]

The electronic structure for the interstitial Mn_i is shown in Fig. 4. We find the interstitial manganese to have the low-spin configuration $Mn (d^5 \uparrow, d^2 \downarrow)$ as compared to the high-spin ($d^5 \uparrow, s^2$) configuration for the free atom, which may be rationalized by the increase of the energy of the manganese s states by the particle-in-a-box confinement by the twelve surrounding Ga/N atoms. We find the magnetic moment to be $2.6 \mu_B$ for Mn_i as compared to $3.5 \mu_B$ for Mn_{Ga} . In both cases, the adjacent nitrogen atoms acquire a small magnetic moment of about $0.05 \mu_B$ aligned along the Mn moment.

Unlike the substitutional case, the three-fold degenerate state (t_{2g}) occurs below the two-fold degenerate e_g state, a result that can be understood following the same line of symmetry argument we used for the substitutional case. As mentioned earlier, although the Mn position

does not have the exact octahedral symmetry (Mn-N distances for the surrounding six nitrogens are for example different, but only by $\sim 0.4 \text{ \AA}$, 2.1 \AA vs. 2.5 \AA), an approximate octahedral symmetry does exist, which splits the Mn (d) states into an e_g+t_{2g} combination of the O_h group. The N (“ p_z ”) states, which are expected to interact the most with the Mn orbitals on account of their orientation towards the Mn atom, span only the $a_{1g}+e_g+t_{1u}$ symmetry. Of significance here is the fact that a t_{2g} component is absent. Therefore the interaction with the occupied N (“ p_z ”) states in the valence band does not affect the Mn (t_{2g}) states (symmetry-forbidden), while it pushes up the Mn (e_g) state in energy, which in the process acquires an anti-bonding Mn-N character. Exactly the same type of symmetry considerations hold for the Ga (“ p_z ”) orbitals as well. This explains the relative positions of the t_{2g} and the e_g states. The analysis is supported by the figure showing the charge-density contours (Fig. 2b), where the anti-bonding interaction with the N/Ga (“ p_z ”) states is clearly seen from the zeros of the charge-density at the Mn-N and Mn-Ga bond centers. Thus, to summarize these arguments, in the Mn_{Ga} case with tetrahedral symmetry, since the occupied nitrogen-“ p_z ” orbitals also have the t_2 component, they push the Mn (t_2) state up with respect to the Mn (e) state, while in the case of Mn_I with octahedral symmetry, the Mn (e_g) state gets pushed above Mn (t_{2g}) following the same logic.

The dipole allowed optical transitions may be examined as before by considering the MnN_6Ga_6 cluster (Fig. 3) and the O_h symmetry. Unlike the substitutional case, no sharp lines are predicted in the optical spectra, as the $t_{2g} \rightarrow e_g$ transition is not dipole allowed. Other transitions lead to broad bands and are easily masked by the substitutional Mn_{Ga} atoms. However, there would be a clear difference between the two cases in the photoluminescence spectra. Also because of the difference in the Mn(d) local densities-of-states in the two cases, the Mn X-ray spectra should also be different, as has been suggested for GaAs:Mn.⁵

As indicated from the band structures, the interstitial Mn_I acts as a donor, while the substitutional Mn_{Ga} acts as a deep acceptor. This suggests the formation of manganese complexes consisting of, for example, one interstitial and two substitutional manganese atoms, where the two extra electrons on Mn_I neutralize the holes on the Mn_{Ga} atoms, thus resulting in a neutral triad with passivated carriers. The Coulomb energy becomes particularly favorable for such a structure. We have computed the electronic structure of such a complex ($Mn_{Ga}Mn_I Mn_{Ga}$). The results confirm the picture of carrier passivation, with a d^5 configuration for all three atoms. We

find the two Mn_{Ga} to be ferromagnetically aligned opposite to the moment of the interstitial Mn_{I} , leading to a net ferromagnetic moment.

Acknowledgments

We thank John Albrecht for stimulating this work and acknowledge support of this work by the U. S. Department of Energy through Grant No. DE-FG02-00ER45818. SS would also like to thank the National Research Council and the Air Force Office of Scientific Research for support of this work through a Summer Faculty Fellowship in the Air Force Research Laboratory, Dayton, Ohio.

REFERENCES

* Permanent address: Institute for Nuclear Sciences-“Vinca”, PO Box: 522, 11001 Belgrade, Serbia & Montenegro.

¹ H. Ohno, Science 281, 951 (1998); F. Matsukura, H. Ohno, A. Shen, and Y. Sugawara, Phys. Rev. B 57, R2037 (1998)

² T. Dietl, H. Ohno, F. Matsukura, J. Cibert, and D. Ferrand, Science 287, 1019 (2000)

³ T. Sasaki, S. Sonoda, Y. Yamamoto, K. Suga, S. Shimizu, K. Kindo, and H. Hori, J. Appl. Phys. 91, 7911 (2002); S. Sonoda, S. Shimizu, T. Sasaki, Y. Yamamoto, and H. Hori, Cond-mat/0108159; J. Crystal Growth 237-239, 1358 (2002).

⁴ L. Kronik, M. Jain, and R. Chelikowsky, Phys. Rev. B 66, 041203 (2002)

⁵ F. Maca and J. Masek, Phys. Rev. B 65, 235209 (2002)

⁶ B. Sanyal, O. Bengone, and S. Mirbt, Phys. Rev. B 68, 205210 (2003)

⁷ L. M. Sandratskii, P. Bruno, and J. Kudrnovsky, Phys. Rev. B 69, 195203 (2004)

⁸ A. B. Shick, J. Kudrnovsky, and V. Drchal, Phys. Rev. B 69, 125207 (2004)

⁹ A. Filippetti, N. A. Spaldin, and S. Sanvito, cond-mat/0302178 (Phys. Rev. B, to be published)

¹⁰ E. Kulatov, H. Nakayama, H. Mariette, H. Ohta, and Yu. A. Uspenskii, Phys. Rev. B 66, 045203 (2002)

- ¹¹ M. van Schilfgaarde and O. N. Mryasov, Phys. Rev. B 63, 233205 (2001)
- ¹² A. Zunger in *Solid State Physics*, edited by F. Seitz, H. Ehrenreich, and D. Turnbull (Academic Press, New York, 1986), Vol. 39, p. 275.
- ¹³ K. M. Yu, W. Walukiewicz, T. Wojtowicz, I. Kuryliszyn, X. Liu, Y. Sasaki, and J. K. Furdyna, Phys. Rev. B 65, 201303 (2002)
- ¹⁴ N. Newman, private communication.
- ¹⁵ P. Mahadevan and A. Zunger, Phys. Rev. B 68, 075202 (2003)
- ¹⁶ M. Zajac, J. Gosk, E. Grzanka, M. Kaminska, A. Twardowski, B. Strojek, T. Szyszko, and S. Podsiadlo, J. Appl. Phys. 93, 4715 (2003)
- ¹⁷ B. K. Rao and P. Jena, Phys. Rev. Lett. **89**, 185504 (2002)
- ¹⁸ O. K. Andersen and O. Jepsen, Phys. Rev. Lett. **53**, 2571 (1984)
- ¹⁹ N. E. Christensen, Phys. Rev. B 30, 5753 (1984)
- ²⁰ See, for example, S. Gopalan, N. E. Christensen, and M. Cardona, Phys. Rev. B 39, 5165 (1989)
- ²¹ For the interstitial Mn_i, instead of fully relaxing the atom positions, we increased the distances between Mn and the surrounding atoms (see Fig. 3) by ~ 0.1 Å as a test case and found no substantial changes in the electronic structure.
- ²² T. Graf, M. Gjukic, M. S. Brandt, and M. Stutzmann, and O. Ambacher, J. Appl. Phys. 81, 5159 (2002)