

Scaling in the Rubinstein–Duke Model for Reptation

Andrzej Drzewiński^{1,2} and J.M.J. van Leeuwen³

¹*Czestochowa University of Technology, Institute of Mathematics and Computer Science,
ul.Dabrowskiego 73, 42-200 Czestochowa, Poland*

²*Institute of Low Temperature and Structure Research,
Polish Academy of Sciences, P.O.Box 1410, 50-950 Wrocław 2, Poland and*

³*Instituut-Lorentz, University of Leiden, P.O.Box 9506, 2300 RA Leiden, the Netherlands*
(Dated: March 23, 2022)

We consider an arbitrarily charged polymer driven by a weak field through a gel according to the rules of the Rubinstein–Duke model. The probability distribution in the stationary state is related to that of the model in which only the head is charged. Thereby drift velocity, diffusion constant and orientation of any charged polymers are expressed in terms of those of the central model. Mapping the problem on a random walk of a tagged particle along a one-dimensional chain, leads to a unified scaling expression for the local orientation. It provides also an elucidation of the role of corrections to scaling.

PACS numbers: 83.10.Ka, 61.25.Hq, 05.40.+j

The basic ingredient of the physics of polymers is scaling, i.e. the analysis of the properties as function of the length N of the polymer chain [1]. While most of the leading scaling behavior is understood, the comparison between theory and experiment is hampered by large corrections to scaling. A typical example is the renewal time τ for polymers dissolved in a gel. Theory predicts behavior $\tau \sim N^3$, while experiments seem to converge on $\tau \sim N^{3.4}$ [1]. The discrepancy has been blamed on large corrections to scaling, blurring the true asymptotic behavior [2, 3]. This suggestion has been given a firm basis by the analysis of Carlon et. al. [4] of the renewal time in the Rubinstein-Duke (RD) model for reptation. Polymers up to thousands of base pairs may still have large corrections to the asymptotic scaling behavior. Since they find that deviations from the leading scaling behavior decay as $1/\sqrt{N}$, their work indicates that the correction to scaling exponent is $-1/2$.

Sofar the scaling analysis has been restricted to global properties, such as renewal time and diffusion coefficient. Equally interesting and more informative, are scaling properties related to the position in the chain. As example consider a neutral polymer dissolved in a gel with a magnetic bead attached to the head of the polymer. The polymer can be pulled through the gel by a magnetic field. It is the analogon of the more common electrophoresis (EP) and has been named magnetophoresis (MP) [5]. The field orients the polymer links, at the head stronger than at the tail. On top of this overall effect is a subtle scaling behavior near head and tail, as we will show. Similar effects occur in electrophoresis, which is a central tool of DNA fingerprinting. DNA, being an acid, acquires a local charge, when dissolved in a gel like agarose. These local charges are evenly spread over the chain and an electric field pulls equally strong at all elements of the polymer. The local orientation of this chain has an even more interesting scaling behavior.

The motion of a polymer is far too complicated to be

taken into full detailed account. Therefore lattice models have been designed for reptation, in which the polymer is viewed as a chain of hopping reptons [6], confined to a tube of pores in the gel. Among them the RD model stands out by the simplicity of the motion rules [3, 7, 8]. Although the model is a rather crude simplification of the reality, it captures a number of basic features of reptation [9]. This paper is concerned with scaling effects involving the position along the chain, as they emerge in the RD model.

An attractive aspect of the RD model is the fact that its hopping operator is a one-dimensional spin operator, albeit a non-hermitian hamiltonian. This allows to apply the Density Matrix Renormalization Group (DMRG) technique to study the stationary state of the Master Equation [4, 10]. The DMRG method gives precision data for the whole scala of chains up to lengths of 150 reptons, which make it ideally suited for finite size analysis. This has an advantage over direct simulations of the model, which are slow, due to the long renewal time, and limited by statistical errors.

In this paper we linearize the Master Equation for the probability distribution with respect to the driving field and study the solution for an arbitrarily charged polymer. First we relate the probability distribution of the general case to that for the MP model. This enables us to link the properties of the original RD model, with equal charges on all reptons, to those of the MP model. We map the MP model on the problem of a random walker on a one-dimensional chain. Going back and forth from the EP and MP variant, we derive scaling properties for the various regions of the local orientation.

The RD model views the polymer as a one-dimensional string of reptons connected by links. The reptons are located in the cells of a d -dimensional hypercubic lattice with the field along the body diagonal [8]. We number the reptons from 1 (tail) to N (head). The reptons hop independently from each other, under the

constraint that the links always connect two reptons in adjacent cells, or two reptons in the same cell. Only the projection of a link on the field direction is important for the probability distribution. A configuration of the polymer can be represented by a vector $\mathbf{y} = (y_1, \dots, y_{N-1})$, of link variables, with $y_j = 0, \pm 1$, measuring the distance between the reptons j and $j+1$ along the field direction [8].

The Master Equation for the stationary probability distribution $P(\mathbf{y})$ has the form

$$\sum_{\mathbf{y}'} [W(\mathbf{y}|\mathbf{y}')P(\mathbf{y}') - W(\mathbf{y}'|\mathbf{y})P(\mathbf{y})] \equiv \mathcal{M}P(\mathbf{y}) = 0. \quad (1)$$

$W(\mathbf{y}|\mathbf{y}')$ is the transition rate from configuration \mathbf{y}' to \mathbf{y} . A move of repton i in the direction of the field has a bias $B_i = \exp(q_i \epsilon/2)$, where ϵ measures the strength of the field and q_i the charge of the repton. Reptons moving opposite to the field are biased with B_i^{-1} . Although the influence of the embedding dimension has interesting aspects [11], we confine ourselves in this paper to $d = 1$, for which the most extensive DMRG results are obtained, yielding the most accurate scaling data.

We consider the field strength ϵ as a small parameter ($\epsilon N < 1$); it is experimentally the most relevant regime. For $\epsilon = 0$ the stochastic matrix is symmetric and has the solution $P^0(\mathbf{y}) = 3^{-(N-1)}$, all 3^{N-1} configurations being equally probable. Expanding the Master Equation in powers of ϵ

$$\mathcal{M} = \mathcal{M}^0 + \epsilon \mathcal{M}^1 + \dots, \quad P(\mathbf{y}) = P^0(\mathbf{y}) + \epsilon P^1(\mathbf{y}) + \dots, \quad (2)$$

leads to the lowest order equation $\mathcal{M}^0 P^0 = 0$ and to the first order equation

$$\mathcal{M}^0 P^1 + \mathcal{M}^1 P^0 = 0. \quad (3)$$

This paper is concerned with its solution.

The remarkable point is that the dependence on the charge distribution can be made explicit.

$$P^1(\mathbf{y}) = - \sum_{j=1}^{N-1} \left(\sum_{i=1}^j q_i \right) y_j P^0(\mathbf{y}) + \left(\sum_{i=1}^N q_j \right) P_{MP}^1(\mathbf{y}). \quad (4)$$

Here $P_{MP}^1(\mathbf{y})$ is the first order distribution of the MP model with a unit charge on the last repton only. The proof follows by substitution in (3). So all cases are reduced to this central model.

A direct consequence of this relation is that the drift velocity v of an arbitrary q_i is related to that of the MP model as

$$v = \left(\sum_{i=1}^N q_j \right) v_{MP} \quad (5)$$

Thus the drift velocity depends only on the total charge. This was anticipated in [12]. E.g. the drift velocity of the EP model is N times that of the MP model.

A nice numerical illustration of relation (4) is given by the calculation of the local orientation $\langle y_j \rangle$. This is a first order effect and (4) gives a relation e.g. between the EP model (all $q_i = 1$) and the MP model (only $q_N = 1$). Both models have been treated with DMRG [4, 11, 12]. In Fig. 1 we show the values for the MP model and the equivalent combination for the EP model. The correspondence is perfect. It shows that for both calculations ϵ is small enough to guarantee that the weak field limit applies. It also is a proof of the accuracy of the DMRG method, since the calculations were performed prior to the derivation of relation (4). Although the MP orien-

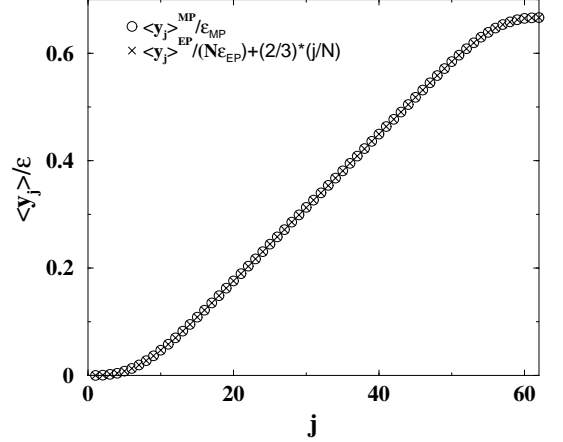


FIG. 1: Comparison of the MP orientation with a translated EP values for the same value $N = 63$ and $d = 1$

tation is our basic ingredient, plotting the EP orientations more clearly shows the N dependence, see Fig. 2. To explain the complicated scaling behavior of these curves is the main aim of this paper. We already note that the curves (almost) pass through the same point at the head and tail, since there is a well known relation [13, 14] between the orientation of the first link and the drift velocity.

$$\langle y_1 \rangle = -2\epsilon/3 + v_{EP} = -2\epsilon/3 + \epsilon/3N. \quad (6)$$

In first order, the field dependence only combines with the sign of one link at the time

$$P_{MP}^1(\mathbf{y}) = \sum_{j=1}^{N-1} y_j P_j(\mathbf{x}). \quad (7)$$

Here \mathbf{x} is the vector (x_1, \dots, x_{N-1}) with $x_j = y_j^2$. The remaining factor $P_j(\mathbf{x})$ depends on the position j of this link but not on the signs of the other links. To distinguish link j from the others we give it a tag. The notation $P_j(\mathbf{x})$ anticipates that it can be seen as the (unnormalized) probability that the chain is in configuration \mathbf{x} and the tagged link at j . Relation (7) reduces the relevant configuration space from the original 3^{N-1} points

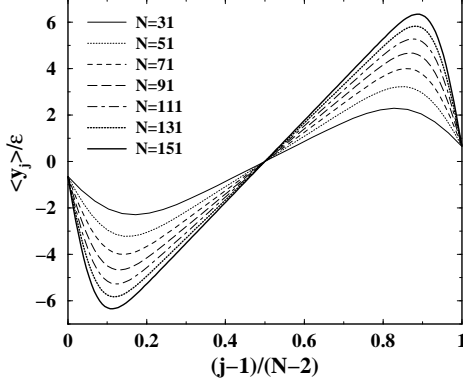


FIG. 2: Orientations for EP chains of length $N = 31$ to 151 at $\epsilon = 0.00005$ and $d = 1$

to $(N-1)2^{N-1}$ points (j, \mathbf{x}) . We refer to $x_i = 1$ as a “particle” and to $x_i = 0$ as a “hole”. The marked link j is a tagged particle.

The probability interpretation for $P_j(\mathbf{x})$ is unique for the MP model. As (4) shows, all P^1 can be cast in the form (7), but the corresponding P_j ’s do not need to be positive. The equation for $P_j(\mathbf{x})$ follows from (3), summing over all \mathbf{y} which lead to the same configuration (j, \mathbf{x}) . The known term in (3) becomes with $L = \sum_j x_j$,

$$\mathcal{M}_{MP}^1 P^0(\mathbf{y}) = y_j \delta_{j, N-1} P^0(\mathbf{x}), \quad P^0(\mathbf{x}) = 2^L / 3^{N-1}, \quad (8)$$

as only the last repton is effected by the field. We can eliminate this term from (3) using a symmetry of the EP model. When all reptons are pulled evenly, the transformation

$$\mathbf{y} = (y_1, \dots, y_{N-1}) \leftrightarrow \mathbf{y}^T = (-y_{N-1}, \dots, -y_1), \quad (9)$$

leaves the probability invariant, as the numbering from head to tail is equivalent to our numbering from tail to head. This symmetry is clearly reflected in the curves of Fig. 2. With relation (4) we can transfer the EP symmetry to the MP model. It yields

$$P_j(\mathbf{x}) + P_{N-j}(\mathbf{x}^T) = P^0(\mathbf{x}). \quad (10)$$

The transposed vector is $\mathbf{x}^T = (x_{N-1}, \dots, x_1)$. We use (10) for $j = N-1$, in order to eliminate the known term in (3). Then equation (3) for $P_j(\mathbf{x})$ becomes homogeneous again and therefore a stationary Master Equation for $P_j(\mathbf{x})$, which proves that $P_j(\mathbf{x})$ can be interpreted as a probability. This new Master Equation is not very different from the original one (1). The substitution has added an extra process: the tagged particle may jump from the tail to the head, thereby changing the configuration $(1, \mathbf{x})$ to $(N-1, \mathbf{x}^T)$. In addition we have the rule that the tagged particle may not leave or enter the chain, as a consequence of the fact that the tagged particle always has to be present.

This interpretation describes $P_j(\mathbf{x})$ as a random walk of a tagged particle at j in the sea of other particles and holes in configuration \mathbf{x} . The possible moves are interchanges of particles and holes. Particles and holes may leave and enter the chain, but not the tag, which can jump from tail to head (and not reverse) as described above. The probability p_j that the tag is at j , is $\sum_{\mathbf{x}} P_j(\mathbf{x})$. This is the quantity to be discussed, since it is equivalent to the local orientation: $\langle y_j \rangle = 2p_j/3$, the $2/3$ coming from the fraction of particles in the chain.

An equation for p_j follows from the observation that the tag can only jump to neighboring positions $j \pm 1$, leading to the effective equation

$$W_+(j-1)p_{j-1} + W_-(j+1)p_{j+1} = [W_+(j) + W_-(j)]p_j, \quad (11)$$

with appropriate changes at the end links. $W_+(j)$ is the probability that, if the tag is at j , a hole is at $j+1$ such that the tag can jump to the right. Similarly $W_-(j)$ is the conditional probability that the tag at j is neighbored by a hole at $j-1$. Fortunately the DMRG calculations not only provide information on p_j , but also on the transition rates $W_{\pm}(j)$, since $W_{\pm}(j)p_j$ is the joint probability on a tag-hole pair and these correlation functions have been calculated [11]. If the holes were randomly distributed, one would expect $1/3$ for these rates, a value to which the rates converge in the bulk of the chain (not at the head!). After a short initial regime they start to fall off smoothly as $1/j$. In the smooth regime one may replace the difference equation (11), by a Fokker-Planck equation, keeping only the first and second derivative with respect to j .

The essential point in the scaling analysis is that the difference of the W ’s obeys a simple scaling relation

$$[W_+(j) - W_-(j)] \simeq g(x)/j, \quad x = j/\sqrt{N}, \quad (12)$$

which is demonstrated in Fig. 3, where we plot the difference against the scaling variable $x = j/\sqrt{N}$. This difference enters in the Fokker-Planck equation as the systematic force. It tends to push the tag away from the tail. For $N \rightarrow \infty$, the part at the head, where the various values of N fan out, shifts to larger and larger values, while the function $g(x)$ approaches the limit $1/3$. The small region at the tail side, where the scaling does not hold, shrinks with increasing N in this plot. In this region the transition rates change appreciably with each link, and one has to use the discrete equations (11), starting from a value p_1 .

For values $j \sim \sqrt{N}$ the Fokker-Planck equation reads, writing $p_j = p(j/\sqrt{N})$

$$\frac{d}{dx} \left[\frac{g(x)}{x} p(x) \right] = \frac{1}{3} \frac{d^2 p(x)}{dx^2}. \quad (13)$$

In the right hand side we have replaced the sum of the W ’s by $2/3$, since the correction is an order \sqrt{N} smaller.

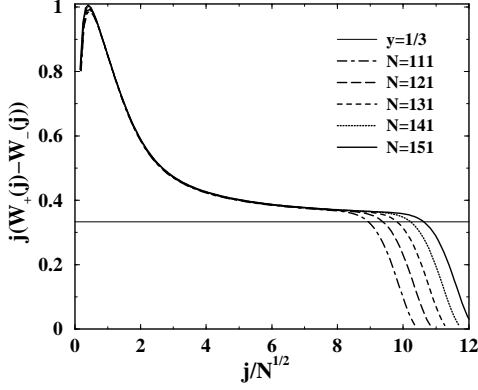


FIG. 3: The scaling form for the difference (12)

The dominant solution of (13) has the form

$$p(x) = p(x_0)e^{R(x)}, \quad R(x) = 3 \int_{x_0}^x dx' g(x')/x'. \quad (14)$$

x_0 is the point where we match the solution with the outcome of the initial regime.

The solution (14) bridges the initial and asymptotic behavior. We first inspect what (14) gives for the middle of the chain $x_m = \sqrt{N}/2$. From the asymptotics of $g(x)$ for small and large x one finds

$$p(x_m) \sim p(x_0) N^{3[g(0)+g(\infty)]}. \quad (15)$$

Now $p(x_m) = 1/2$ by symmetry and $p(x_0)$ inherits its magnitude from p_1 , which equals $3v_{MP}/2$ and is therefore order N^{-2} (see (6) and [14, 15]). Thus we find for the exponent

$$3[g(0) + g(\infty)] = 4. \quad (16)$$

The value of $g(\infty)$ follows from the behavior of $R(x)$ around x_m . Expansion of $g(x)$ in powers of x^{-1} gives

$$p_j \simeq \frac{1}{2} \left(\frac{2j}{N} \right)^{3g(\infty)} \left[1 + 3g_{-1} \left(\frac{2}{\sqrt{N}} - \frac{\sqrt{N}}{j} \right) \right] \quad (17)$$

Thus $g(\infty) = 1/3$, otherwise the behavior would not be linear in j/N . With (16) this implies $g(0) = 1$. The $1/\sqrt{N}$ terms lead to the slope of the EP profile in the middle. This slope must grow as \sqrt{N} and a numerical fit gives $g_{-1} = 0.5$. The small x behavior of $R(x)$ yields

$$p(x) \simeq p(x_0) (x/x_0)^3. \quad (18)$$

This power is higher than the estimate of Barkema and Newman[16], who give 2.7 for the exponent. We could

not univocally find an exponent by fitting the initial orientation of a long chain. Here we see that the power 3 is fixed by the asymptotic properties of the scaling function $g(x)$, for small and large x , following from v_{MP} and the slope in the middle of the chain. We also note that this power does not set in immediately at the tail, but develops in the early regime of the variable $x = j/\sqrt{N}$. Even for our longest chains $N = 151$, the window where the power applies is rather small.

In summary, the regions of order \sqrt{N} at the ends of the chain which differ from the bulk, originate from the algebraic decay (as $1/j$) towards the bulk of the correlations between two successive links. This explains why finite size corrections decay with an exponent $-1/2$.

Acknowledgments. This work has been supported by the Polish Science Committee (KBN) through Grant No. 2 P03B 125 24. JMJvanL wants to thank Marcel den Nijs for extensive and stimulating discussions.

-
- [1] P.G. de Gennes, *Scaling Concepts in Polymer Physics*, Cornell University Press, Ithaca, USA 1971.
 - [2] M.Doï, J. Polym. Sci., Polym Lett. Ed. **19**, 265 (1981), M.Doï, J. Polym. Sci., Polym Phys. Ed. **21**, 667, (1983).
 - [3] M. Rubinstein, Phys. Rev. Lett. **59**, 1946 (1987).
 - [4] E. Carlon, A. Drzewiński, and J.M.J. van Leeuwen, Phys. Rev. E **64**, 010801(R) (2001).
 - [5] G.T.Barkema and G.M.Schütz, Europhys.Lett. **35**, 139 (1996).
 - [6] P.G. de Gennes, J. Chem. Phys. **55**, 572 (1971).
 - [7] T.A.J. Duke, Phys. Rev. Lett. **62**, 2877 (1989).
 - [8] B. Widom, J.-L. Viovy, and A.D. Defontaine, J. Phys. I **1**, 1759 (1991).
 - [9] G.T.Barkema, C.Caron and J.F.Marko, Biopolymers **38** 665 (1996); G.T.Barkema, J.F. Marko and B.Widom, Phys. Rev. E **49** 5303 (1994)
 - [10] S. R. White, Phys. Rev. Lett. **69**, 2863 (1992); S. R. White, Phys. Rev. B **48**, 10345 (1993).
 - [11] E. Carlon, A. Drzewiński, and J.M.J. van Leeuwen, J. Chem. Phys. **117**, 2435 (2002).
 - [12] A. Drzewiński, E. Carlon, and J.M.J. van Leeuwen, Phys. Rev. E **68**, 061801 (2003).
 - [13] A. Kooiman and J.M.J. van Leeuwen, Physica A **194**, 163 (1993).
 - [14] J.M.J. van Leeuwen and A. Kooiman, Physica A **184**, 79 (1992).
 - [15] M. Prähofer and H. Spohn, Physica A **233** 191 (1996); M. Widom and Al-Lehyani, Physica A **244** 510 (1997).
 - [16] G.T. Barkema and M.E.J. Newman, Physica A **244**, 25 (1997); M.E.J. Newman and G.T. Barkema, Phys. Rev. E **56**, 3468 (1997).