

Ground State Properties of one-dimensional Antiferromagnetic Spin-1 Chain with Single-ion Anisotropy

Ekrem Aydiner and Cenk Akyuz
Department of Physics, Dokuz Eylül University
Faculty of Arts and Sciences Tr-35160 Izmir, Turkey
(Dated: April 14, 2024)

In this study, we have investigated ground state properties of one-dimensional antiferromagnetic spin-1 chain with single-ion anisotropy at very low temperatures using the Transfer Matrix method. Magnetic plateaus, phase diagram, specific heat, susceptibility of the spin chain have been evaluated numerically from the free energy. Results are in good agreement with the experimental data for the spin-1 compounds $[\text{Ni}_2(\text{Medpt})_2(-\text{ox})(\text{H}_2\text{O})_2](\text{CD}_4)_2 \cdot 2\text{H}_2\text{O}$, $[\text{Ni}_2(\text{Medpt})_2(-\text{ox})(-\text{N}_3)](\text{CD}_4) \cdot 0.5\text{H}_2\text{O}$, $\text{Ni}(\text{C}_2\text{H}_8\text{N}_2)\text{Ni}(\text{CN})_4$ and $\text{Ni}(\text{C}_{10}\text{H}_8\text{N}_2)_2\text{Ni}(\text{CN})_4 \cdot \text{H}_2\text{O}$. However, spin-Peierls transition have not been observed in the temperature dependence of specific heat and magnetic susceptibility.

PACS numbers: 75.10.Hk; 75.10.Pq

The physics of low-dimensional i.e., one-dimensional (1D) or quasi-one-dimensional (Q1D) spin- S ($S = 1$) chains has attracted a considerable amount of attention after the prediction by Haldane¹ that a 1D Heisenberg antiferromagnet should have an energy gap between the singlet ground state and the first excited triplet states in the case of an integer spin quantum number, while the energy levels are gapless in the case of a half integer spin quantum number. The most fascinating characteristic of these low-dimensional systems is that they show magnetic plateaus i.e., quantization of magnetization at low temperatures near the ground state. This phenomenon has been observed not only in Haldane spin systems but also in other spin gapped systems for instance; spin-Peierls and spin ladders systems. A general condition of quantization of the magnetization was derived from the Lieb-Schultz-Mattis theorem² for low-dimensional magnetic systems. The fact that, Oshikawa, Yamanka and Aleck (OYA)³ discussed this plateau problem and derived a condition $p(S - m) = \text{integer}$, necessary for the appearance of the plateau in the magnetization curve of one-dimensional spin system, where S is the magnitude of spin, m is the magnetization per site and p is the spatial period of the ground state, respectively. The $2S + 1$ magnetization plateaus (contained the saturated magnetization $m = S$) can appear when the magnetic field increases from zero to its saturation value h_s . Theoretical studies have suggested the realization of quantization of magnetization in various systems^{3,4,5,6,7,8,9,10,11,12,13,14} and it has been observed in experimental studies.^{15,16,17,18,19}

Recent years, antiferromagnetic (AF) spin-1 systems among the other low-dimensional gapped spin- S systems have drawn attention from both theorists and experimentalists in literature. So far, many Q1D gapped AF spin-1 systems, which are called Haldane systems, spin-Peierls and ladder compounds, were synthesized and to understand the ground state behaviors of the spin-1 AF Heisenberg chain have been extensively studied. The first Q1D spin-1 Haldane gap compound was $\text{Ni}(\text{C}_2\text{H}_8\text{N}_2)_2\text{NO}_2(\text{CD}_4)$ (abbreviated NENP)

which was synthesized by Meyer et al.²⁰ in 1981, just before the Haldane's prediction appeared. Renard et al.²¹ showed that NENP had the energy spectrum predicted by Haldane; the magnetic susceptibility decreased steeply at low temperatures for all of the crystal axes suggesting a single ground state and neutron inelastic scattering showed that the magnetic excitation had a gap at the AF zone center. Other Q1D spin-1 compounds $\text{Ni}(\text{C}_2\text{H}_8\text{N}_2)_2\text{Ni}(\text{CN})_4$ (abbreviated NENC),^{22,23,24,25} $\text{Ni}(\text{C}_{11}\text{H}_{10}\text{N}_2\text{O})_2\text{Ni}(\text{CN})_4$ (abbreviated NDPK),^{22,23} $\text{Ni}(\text{C}_{10}\text{H}_8\text{N}_2)_2\text{Ni}(\text{CN})_4 \cdot \text{H}_2\text{O}$ (abbreviated NBYC),^{22,23,24} $\text{Ni}(\text{C}_5\text{H}_{14}\text{N}_2)_2\text{N}_3(\text{PF}_6)$ (abbreviated NDMAP),^{26,27,28} and $\text{Ni}(\text{C}_5\text{H}_{14}\text{N}_2)_2\text{N}_3(\text{CD}_4)$ (abbreviated NDMAZ)²⁹ have also been identified as effective Heisenberg chains. This class of compounds exhibits a non-degenerate ground state which can be separated from the lowest excitation. As predicted by Haldane, it is experimentally shown that these systems have an energy gap between the single ground state and first excited triplet.^{21,22,23,24,25,26,27,28,29} In addition, exception Haldane systems, several Q1D AF spin-1 gapped compounds such as AF dimer compound $[\text{Ni}_2(\text{Medpt})_2(-\text{ox})(\text{H}_2\text{O})_2](\text{CD}_4)_2 \cdot 2\text{H}_2\text{O}$,¹⁵ and AF alternating chain compound $[\text{Ni}_2(\text{Medpt})_2(-\text{ox})(-\text{N}_3)](\text{CD}_4) \cdot 0.5\text{H}_2\text{O}$,¹⁶ where (Medpt = methylbis(3-aminopropyl)amine), the ladder system 3,3',5,5'-tetrakis (N-tert-butylaminyl)biphenyl (BIP-TENO),^{17,30,31} the spin-Peierls system $\text{S}^{32,33,34,35}$ ($\text{LiNaV}(\text{SiGe})_2\text{O}_6$) have been synthesized and magnetic properties have been studied.

The magnetic quantization behavior has been experimentally observed in only several gapped spin-1 AF materials as predicted by OYA.³ For example, Nanumi et al.^{15,16} observed a magnetic plateaus in the magnetization curve for both $[\text{Ni}_2(\text{Medpt})_2(-\text{ox})(\text{H}_2\text{O})_2](\text{CD}_4)_2 \cdot 2\text{H}_2\text{O}$ and $[\text{Ni}_2(\text{Medpt})_2(-\text{ox})(-\text{N}_3)](\text{CD}_4) \cdot 0.5\text{H}_2\text{O}$. Goto et al.¹⁷ reported the existence of the magnetization plateau at 0.25 in spin-1 3,3',5,5'-tetrakis (N-tert-butylaminyl)biphenyl (BIP-TENO). On the other hand, in theoretical studies, Chen et

al.⁴ employed the classical Monte Carlo method to investigate the magnetization plateaus of 1D classic spin-1 AF Ising chain with a single-ion anisotropy under the external field at low temperatures, and they showed that the system has $2S + 1$ magnetic plateaus. Tonegawa et al.⁹ observed the plateau of at $m = 0.0, 0.5$, and 1.0 in the ground state of spin-1 AF Heisenberg chain with bond alternating and uniaxial single-ion anisotropy. Sato and Kondo obtained a magnetic plateau at $m = 0.0, 0.5$, and 1.0 for spin-1 bond alternating Heisenberg chain using renormalization group method.¹⁴

Other thermodynamical features of low-dimensional AF spin-1 systems have been extensively studied in theoretical concepts as well as in experimental studies. For example, White and Huse³⁶ calculated the ground state energy and Haldane gap of a spin-1 AF Heisenberg chain using the density matrix renormalization group techniques. Yamamoto and Miyashita³⁷ studied the specific heat and magnetic susceptibility of a spin-1 AF chain by Monte Carlo simulation. The spin-wave theory was used by Rezende³⁸ to study the temperature dependence of excitation spectra, and it has been found that the excitation energy or Haldane gap increases with increasing temperature in the region of low temperature. Campana et al.³⁹ discussed the specific heat and magnetic susceptibility of a finite chain by a numerical calculation method. Bao⁴⁰ employed a second-order Green function method to discuss the variations of internal energy and specific heat with temperature for a spin-1 Heisenberg AF chain. Li and Zhu,⁴¹ using a self-consistent mean-field approximation, studied the thermodynamic properties of a spin-1 AF Heisenberg chain with an anisotropy in the presence of an external magnetic field at a finite temperature, they found that the internal energy and Haldane gap increase with increasing temperature. Batchelor et al.⁴² investigated the ground state and thermodynamic properties of spin-1 via the integrable $su(3)$ model. Lou et al.⁴³ calculated the magnetic susceptibility and specific heat of one-dimensional spin-1 bilinear-biquadratic

Heisenberg model using transfer matrix renormalization group. On the other hand, a field-theoretic approach to the Heisenberg spin-1 chain with single-ion anisotropy was suggested by Tsvetlik.⁴⁴

Now, it understood from experimental and theoretical studies that quantization of magnetization appears due to gap mechanism originating from dimerization, frustration, single-ion anisotropy, periodic field so on. However, it notes that low-dimensional gapped spin systems have still open problems and noteworthy physics. Therefore, in this study, we interested in ground state properties of 1D AF spin-1 chain.

In general, the most of the theoretical studies about low-dimensional spin-S systems have been based on Heisenberg Hamiltonian because of non-trivial quantum effects. However, in several theoretical studies have been shown that it is possible to used classical spin systems to obtain magnetic plateaus and other thermodynamic behaviors.^{4,11,13} Considering this fact, we have constructed herein the Hamiltonian of the 1D spin-1 system in a quasi-classical manner which allows to use the Ising type variable instead of the quantum spin operators. Such a Hamiltonian with single-ion anisotropy for 1D spin-1 systems is described by

$$H = J \sum_{i=1}^N S_i^z S_{i+1}^z + D \sum_{i=1}^N (S_i^z)^2 + h \sum_{i=1}^N S_i^z \quad (1)$$

where J denotes the exchange coupling of antiferromagnetic type ($J > 0$), D describe the single-ion anisotropy, and h is the external field. Also, S_i^z refers to spin of magnitude 1, which takes on 0, and ± 1 values.

We used Transfer Matrix method to obtain ground state properties of 1D AF spin-1 system which was defined by Eq. (1). Using this method, it is possible to get the analytical and comparable results for 1D infinite spin system, though it is very simple approach.

For the Eq. (1) transfer matrix V is given as

$$V = \begin{pmatrix} \exp(-J - h - D) & \exp(-h - 2D) & \exp(-J - D) \\ \exp(-h - 2D) & 1 & \exp(-h - 2D) \\ \exp(-J - D) & \exp(-h - 2D) & \exp(-J + h - D) \end{pmatrix} \quad (2)$$

where $\beta = 1/kT$. Using relation (2), partition function of the 1D spin-1 AF system can be represented in terms of transfer matrix V as

$$Z = \text{Tr} V^N : \quad (3)$$

Hence free energy per spin of this system is given by

$$f(h; T) = -kT \lim_{N \rightarrow \infty} \frac{1}{N} \ln Z : \quad (4)$$

We are interested in the three thermodynamic expressions of (i) ferromagnetic order m , (ii) the specific heat C , and (iii) the magnetic susceptibility χ , which respectively are

$$m = \frac{\partial f(h; T)}{\partial h} \quad (5a)$$

$$C = -T \frac{\partial^2 f(h; T)}{\partial T^2} \quad (5b)$$

$$= \frac{\partial^2 f(h; T)}{\partial h^2} : \quad (5c)$$

A conventional way to calculate free energy Eq. (4) which is required to obtain expression in Eq. (5) is that partition function is expressed in terms of eigenvalues of transfer matrix (2) as

$$Z = \text{Tr} V^N = \lambda_1^N + \lambda_2^N + \lambda_3^N : \quad (6)$$

The eigenvalues of the Transfer Matrix (2) have been carried out with the aid of Mathematica 4.0 package. However, we have not listed herein since they occupied many pages. After we tested all eigenvalues numerically, we have sorted and so-called them from the biggest to smaller as $\lambda_1, \lambda_2, \lambda_3$ respectively. Using standard assumptions of Transfer Matrix method, Eq. (6) was defined as,

$$Z = \text{Tr} V^N = \lambda_1^N \left[1 + \left(\frac{\lambda_2}{\lambda_1} \right)^N + \left(\frac{\lambda_3}{\lambda_1} \right)^N \right] : \quad (7)$$

It is clearly seen that on the RHS of Eq. (7) the second and the third terms goes to zero as $N \rightarrow \infty$ since both terms are being $\left| \frac{\lambda_2}{\lambda_1} \right| < 1$ and $\left| \frac{\lambda_3}{\lambda_1} \right| < 1$. Consequently, the free energy Eq. (4) is reduced to

$$f(h; T) = -kT \ln \lambda_1 \quad (8)$$

then, some of the thermodynamical quantities of the system, we interested in Eq. (5), can be calculated numerically using Eq. (8) which is depend on the biggest eigenvalue λ_1 of the matrix (2).

Obtained numerical results are followed: In Fig. 1 (a) and (b), the magnetization m is plotted at $T = 0.01$ (units by J) as a function of external field h for $D = 0.5$, and $D = 1.0$, respectively. It is seen that $2S + 1 = 3$ plateaus appear (i.e. $m = 0, 0.5$, and 1) for all values of positive single-ion anisotropy D at the low temperature near the ground state under external field h . No magnetization appears in the low field region. By increasing the field there is a plateau of which starting point is called initial critical field h_c and then with increasing the field, a plateau of which starting point is called saturated field h_s occurs again. These results clearly indicated that numbers of plateaus of classical 1D spin-1 AF system obey to OYA criterion as well as Monte Carlo prediction,⁴ and compatible with the experimental data for compound $[\text{Ni}_2(\text{Medpt})_2(-\text{ox})(\text{H}_2\text{O})_2](\text{ClO}_4)_2 \cdot 2\text{H}_2\text{O}$.¹⁵

It suggested that single-ion anisotropy plays a significant role for magnetic plateau.⁴ In order to examine the effect of single-ion anisotropy on the magnetization plateaus, the magnetization m was calculated at finite h for a series of values of D ($0.1 \leq D \leq 1.5$), and the data were plotted in Fig. 2. For $D > 0.0$, three plateau lines placed at $m = 0.0, m = 0.5$, and $m = 1.0$ are divided by the initial field and saturated field lines as shown in Fig. 2. The longitudinal coordinate of the circular-dot line is the beginning point of the field for the appearance of the plateau $m = 0.5$ which corresponds to critical field h_c

values, and its ending point is signed by the square-dot line which corresponds to the saturated field h_s values. In addition, the distance between both the lines for the same value of D is the width of the plateau $m = 0.5$. For $D = 1.0$, the value of saturated field h_s increases with the increase of D . The initial field h_c decreases with the increase of D in the interval $0.0 < D < 1.0$ and increases for around $D > 1.0$. Almost same magnetization phase diagram for spin-1 has been carried out using Monte Carlo method with finite spin in Ref.4.

Figure 3 (a) and (b) show the specific heat C plotted as a function of temperature T , for fixed value of single-ion anisotropy field $D = 0.2$ at various values of external field $h = 0.3; 0.5; 0.7$, and for fixed value of $h = 0.1$ at various values of $D = 0.1; 0.3; 0.5$, respectively. These curves show a broad maximum as Schottky-like round hump about between $T = 8$ and 13 . But, it is no means that phase transition occurs in one-dimensional system. Schottky-like round hump in the specific heat probably reflects energy of the system. For several higher external fields and single-ion anisotropy fields, at fixed value of D and h , respectively, the peaks get smaller and move towards zero temperature. It seems clear that the peaks are related to the magnetization phase diagram of the ground state of AF Ising chain with single-ion anisotropy under finite magnetic field. Furthermore, the specific heat curves of the spin chain which have obtained as a function of temperature are in good agreement with the experimental data for the compounds $[\text{Ni}(\text{C}_2\text{H}_8\text{N}_2)\text{Ni}(\text{CN})_4]^{22,23,24,25}$, $[\text{Ni}(\text{C}_{10}\text{H}_8\text{N}_2)_2\text{Ni}(\text{CN})_4]\text{H}_2\text{O}^{22,23,24}$ and the theoretical studies^{4,27,28} in literature, respectively.

Another way is to understand the ground state behavior of the system is investigation field dependence of the susceptibility. In this reason, the susceptibility were plotted in Fig. 4 as a function of the magnetic field. It is seen that there are two peaks in the susceptibility for $D = 0.5$ at $T = 0.01$. First peak occur at initial field value, and second peak occur saturated field value for fixed value of D . Both of the peaks indicate the critical fields where magnetization plateaus appear. Similar two peaks have been observed in experimental study for compound $[\text{Ni}_2(\text{Medpt})_2(-\text{ox})(\text{H}_2\text{O})_2](\text{ClO}_4)_2 \cdot 2\text{H}_2\text{O}$.¹⁵

On the other hand, for different values of the magnetic field, the susceptibility was plotted as a function of the temperature T for fixed value of $D = 0.5$ in Fig. 5. The susceptibility curve for $h = 1.0$, marked by square-dot line, has relatively a sharp peak around $T = 5$. However, it has a broad maximum for $h = 0.5$, and $h = 0.1$ which are denoted by circular-dot and triangular-dot line, respectively. We roughly say that susceptibility curves decay exponentially with increasing temperature by the following relation

$$\chi(T) \propto \exp(-E_g/k_B T).$$

This characteristic behavior can be interpreted that AF spin-1 chain with the single-ion anisotropy has the Haldane gap like Heisenberg AF systems. Our results clearly compatible with the experimental results for compounds $[\text{Ni}_2(\text{Medpt})_2(-$

ox) $(\text{H}_2\text{O})_2](\text{C}_{10}\text{H}_4)_2 2\text{H}_2\text{O}$,¹⁵ $[\text{Ni}_2(\text{Medpt})_2(-\text{ox})(-\text{N}_3)](\text{C}_{10}\text{H}_4)_2 0.5\text{H}_2\text{O}$,¹⁶ $[\text{Ni}(\text{C}_5\text{H}_{14}\text{N}_2)_2\text{N}_3(\text{PF}_6)]$,²⁷ and 3,3',5,5'-tetrakis (N-tert-butylaminy) biphenyl,¹⁷ and theoretical results^{27,28} in literature. However, in the present study, the specific heat and magnetic susceptibility curves which obtained as a function of temperature have not a spin-Peierls transition. Because in the compounds synthesized experimentally, a spin-Peierls transition in C and at low temperatures are due to a small amount of magnetic impurities and derivations from stoichiometry.³⁴

In the majority of plateau mechanism which have been proposed up to now the purely quantum phenomena play a crucial role. The concepts of magnetic quasi-particles and the strong quantum fluctuations are regarded to be most important for understanding of these processes. Particularly, for a number of systems it was shown that the plateaus are caused by the presence of the spin gap in the spectrum of magnetic excitations in the external field. However, we have used quasi-classical Hamiltonian

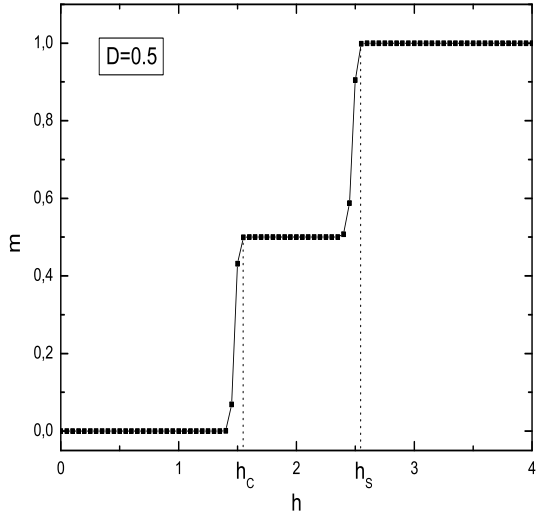
(1) in this study, and magnetic plateaus, magnetic phase diagram, specific heat, magnetic susceptibility of 1D AF spin-1 chain have been obtained. Obtaining results clearly consistent with experimental and theoretical results which ensure that quasi-classical approach can be used to examine the ground state properties of 1D AF spin-1 gapped systems as spin-1.

Finally, we conclude that the single-ion anisotropy in the Ising model has a significant effect on the magnetic properties under the external field. Therefore, we studied this phenomenon in the one-dimensional spin-1 AF Ising chain with single-ion anisotropy. When the external field varied from the zero to the saturated field, the 2S+1 step-like plateaus occurred owing to the co-existence of AF interaction of $(S_i^z S_{i+1}^z)$ and positive single-ion anisotropy $(S_i^z)^2$. Hence, the energy levels, separated by the crystal field (i.e. single-ion anisotropy) in the system of two particles, correspond to the plateaus in the ground state.

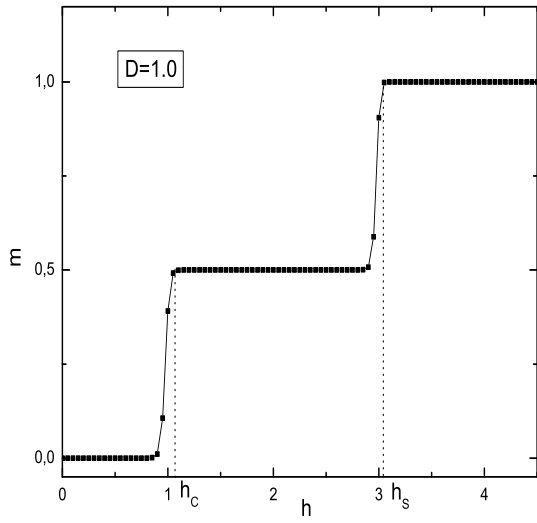
We acknowledge useful discussion with Hamza Polat.

-
- Electronic address: ekrem.aydiner@deu.edu.tr
- ¹ F. D. M. Haldane, Phys. Rev. Lett. 50 1153 (1983); Phys. Lett. A 93 464 (1983).
 - ² E. Lieb, T. D. Schultz, D. C. Mattis, Ann. Phys. (N.Y.) 16 407 (1961).
 - ³ M. Oshikawa, M. Yamazaki, I. A. Zvezdin, Phys. Rev. Lett. 78 1984 (1997).
 - ⁴ X. Y. Chen, Q. Jiang, W. Z. Shen, C. G. Zhong, J. Magn. Magn. Mat. 262 (2003).
 - ⁵ T. Yamamoto, M. Amano, C. Ishii, J. Phys. Soc. Japan. 59 3965 (2000).
 - ⁶ T. Sakai, M. Takahashi, Phys. Rev. B 57 R3201 (1998); Physica B 246 375 (1998).
 - ⁷ K. Totsuka, Phys. Rev. B 57 3454 (1998).
 - ⁸ D. C. Cabra, M. D. Grynberg, Phys. Rev. B 59 119 (1999); D. C. Cabra, A. Honecker, P. Pujol, Phys. Rev. Lett. 79 5126 (1997); D. C. Cabra, A. Honecker, P. Pujol, Phys. Rev. B 58 6241 (1998).
 - ⁹ T. Tonegawa, T. Nakao, M. Kaburagi, J. Phys. Soc. Japan. 65 3317 (1996); T. Tonegawa, T. Nishida, M. Kaburagi, Physica B 246 368 (1998).
 - ¹⁰ K. Hida, J. Phys. Soc. Japan. 63 2359 (1994).
 - ¹¹ E. Aydinler, Chin. Phys. Lett. 21 2289 (2004).
 - ¹² A. Langari, M. A. Martin-Delgado, Phys. Rev. B 62 11725 (2000).
 - ¹³ V. R. O'hanyan, N. S. Ananikian, Phys. Lett. A 307 76 (2003).
 - ¹⁴ R. Sato, K. Kondo, Physica B 246 372 (1998).
 - ¹⁵ Y. Narumi, R. Sato, K. Kondo, M. Hagiwara, J. Mag. Mag. Mat. 177 685 (1998).
 - ¹⁶ Y. Narumi, M. Hagiwara, R. Sato, K. Kondo, H. Nakano, M. Takahashi, Physica B 246 509 (1998).
 - ¹⁷ T. Goto, M. I. Bartashevich, Y. Hosokoshi, K. Kato, K. Inoue, Physica B 294 43 (2001).
 - ¹⁸ W. Shiramura, K. Takatsu, B. Kurniawan, H. Tanaka, H. Uekusa, Y. Ohashi, K. Takizawa, H. Mitamura, T. Goto, J. Phys. Soc. Japan 67 1548 (1998).
 - ¹⁹ M. I. Bartashevich, T. Goto, I. S. Dubenko, N. P. Kolmakova, S. A. Kologii, R. Z. Levitin, A. S. Markosyan, Physica B 246 487 (1998).
 - ²⁰ A. Meyer, A. Geleizes, J. J. Girerd, M. Verdaguer, O. Kahn, Inorg. Chem. 21 1729 (1982).
 - ²¹ J. P. Renard, M. Verdaguer, L. P. Regnault, W. A. C. Erkelens, J. R. Mignod, W. G. Stirling, Europhys. Lett. 3 945 (1987).
 - ²² M. Orendac, A. Orendacova, J. Cernak, A. Feher, P. J. C. Signore, M. W. Meisel, S. M. Ersh, M. Verdaguer, Phys. Rev. B 52 3435 (1995).
 - ²³ A. Feher, M. Orendac, A. Orendacova, E. Cizmari, Low Temp. Phys. 28 551 (2002).
 - ²⁴ M. Orendac, E. Cizmari, A. Orendacova, J. Cernak, A. Feher, M. W. Meisel, K. A. Abboud, S. Zvyagin, M. Sjöling, T. Reith, B. Luthi, Phys. Rev. B 61 3223 (2000).
 - ²⁵ A. K. Kolezhuk, H. J. Mikesa, Phys. Rev. B 65 014413 (2001).
 - ²⁶ Z. Honda, K. Katsumata, Y. Nishiyama, I. Harada, Phys. Rev. B 63 064420 (2001).
 - ²⁷ Z. Honda, H. Asakawa, K. Katsumata, Phys. Rev. Lett. 81 2566 (1998).
 - ²⁸ K. Katsumata, Z. Honda, J. Phys. Chem. Solids 65 51 (2004).
 - ²⁹ Z. Honda, K. Katsumata, H. A. Katori, K. Yamada, T. Ohishi, T. Manabe, M. Yamashita, J. Phys.: Condens. Matter 9 L83 (1997); 9 3487 (1997).
 - ³⁰ K. Kato, Y. Hosokoshi, K. Inoue, T. Goto, J. Phys. Soc. Japan 69 1008 (2000).
 - ³¹ T. Sakai, K. Oamoto, K. Okunishi, K. Kondo, Y. Narumi, Y. Hosokoshi, K. Kato, K. Inoue, T. Goto, Physica B 346 34 (2004).
 - ³² J. L. Gavilano, S. M. Ushkolaj, H. R. Ott, P. Millet, F. Mila, Phys. Rev. Lett. 85 409 (2000).
 - ³³ M. E. Eanes, J. W. Kolis, Mater. Res. Bull. 39 1557 (2004).
 - ³⁴ A. N. Vasiliev, O. L. Ignatchik, M. Isobe, Y. Ueda, Phys. Rev. B 70 132415 (2004).
 - ³⁵ P. Millet, F. Mila, F. C. Zhang, M. Mambri, A. B. Van Oosten, V. A. Pashchenko, A. Sulprizio, A. Stepanov, Phys.

- Rev. Lett. 83 4176 (1999).
- ³⁶ S. R. White, D. A. Huse, Phys. Rev. B 48 3844 (1993).
- ³⁷ S. Yamamoto, S. Miyashita, Phys. Rev. B 48 9528 (1993).
- ³⁸ S. M. Rezende, Phys. Rev. B 42 2589 (1990).
- ³⁹ L. S. Campana, A. Caramico D'Auria, F. Esposito, U. Esposito, G. Kamieniarz, Phys. Rev. B 45 5035 (1992).
- ⁴⁰ S. Q. Bao, Solid State Commun. 3 193 (1997).
- ⁴¹ J. L. Li, S. H. Zhu, Phys. Stat. Sol. (b) 240 618 (2003).
- ⁴² M. T. Batchelor, X. W. Guan, N. Oelkers, Phys. Rev. B 70 184408 (2004); M. T. Batchelor, X. W. Guan, N. Oelkers, A. Foerster, J. Stat. Mech.: Theor. Exp. (2004) P10017 (stacks.iop.org/JSTAT/2004/P10017).
- ⁴³ J. Lou, T. Xiang, Z. Su, Phys. Rev. Lett. 85 2380 (2000).
- ⁴⁴ A. M. Tsvelik, Phys. Rev. B 42 10499 (1990).



(a)



(b)

FIG. 1: The magnetization m as a function of magnetic field h for (a) $D = 0.5$; and (b) $D = 1.0$. Where h_c and h_s are the initial and the saturated field, respectively. ($T = 0.01$, unit by J)

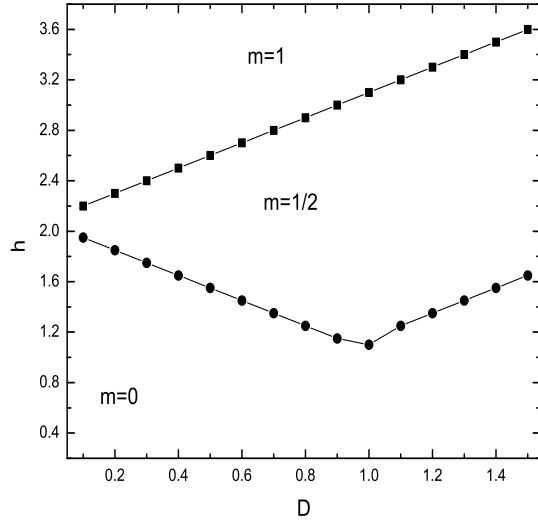
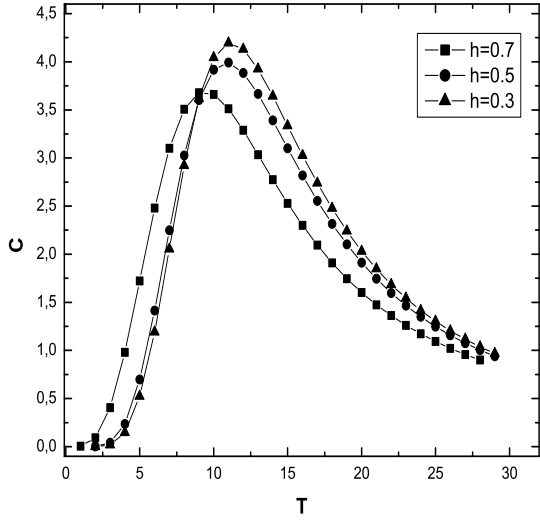
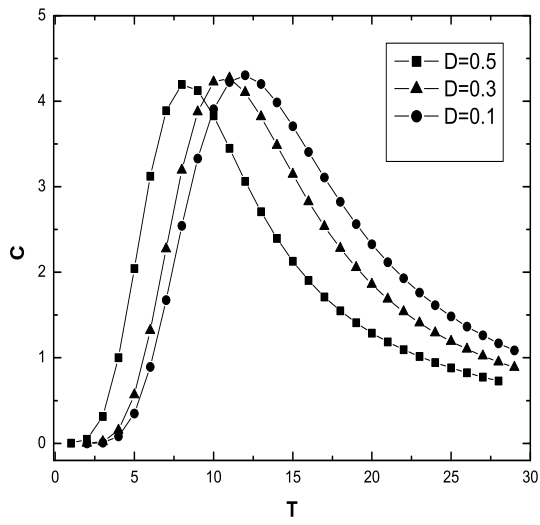


FIG. 2: Magnetization phase diagram of the ground state of antiferromagnetic Ising chain with single-ion anisotropy under finite magnetic field. The circle-dot line and the square-dot line represent the initial field and the saturated field, respectively.



(a)



(b)

FIG. 3: The specific heat C as a function of the temperature T (unit by J): (a) $h = 0.3; 0.5; 0.7$ for fixed value of $D = 0.2$ (b) $D = 0.1; 0.3; 0.5$ for fixed value of $h = 0.1$, respectively.

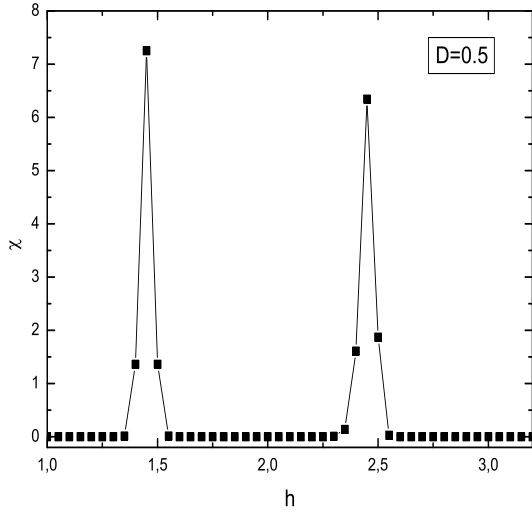


FIG .4: Susceptibility as a function of magnetic field h for $D = 0.5$ and $T = 0.01$ (unit by J).

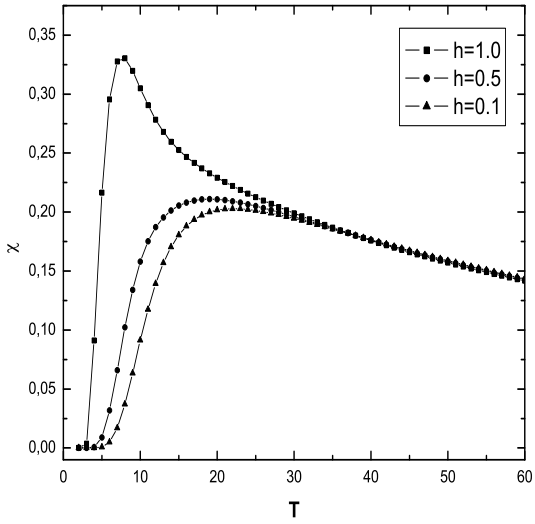


FIG .5: Susceptibility as a function of temperature for various h and $D = 0.5$ (unit by J).