

# Community detection in complex networks using Extremal Optimization

Jordi Duch<sup>1</sup> and Alex Arenas<sup>1</sup>

<sup>1</sup>*Departament d'Enginyeria Informàtica i Matemàtiques,  
Universitat Rovira i Virgili, 43007 Tarragona, Spain*

(Dated: March 23, 2022)

We propose a novel method to find the community structure in complex networks based on an extremal optimization of the value of modularity. The method outperforms the optimal modularity found by the existing algorithms in the literature. We present the results of the algorithm for computer simulated and real networks and compare them with other approaches. The efficiency and accuracy of the method make it feasible to be used for the accurate identification of community structure in large complex networks.

PACS numbers:

The description of the structure of complex networks has been one of the focus of attention of the physicist's community in the recent years. The levels of description range from the microscopic (degree, clustering coefficient, centrality measures, etc., of individual nodes) to the macroscopic description in terms of statistical properties of the whole network (degree distribution, total clustering coefficient, degree-degree correlations, etc.) [1, 2, 3, 4]. Between these two extremes there is a "mesoscopic" description of networks that tries to explain its community structure. The general notion of community structure in complex networks was first pointed out in the physics literature by Girvan and Newman [5], and refers to the fact that nodes in many real networks appear to group in subgraphs in which the density of internal connections is larger than the connections with the rest of nodes in the network.

The community structure has been empirically found in many real technological, biological and social networks [6, 7, 8, 9, 10] and its emergence seems to be at the heart of the network formation process [11].

The existing methods intended to devise the community structure in complex networks have been recently reviewed in [10]. All these methods require a definition of community that imposes the limit up to which a group should be considered a community. However, the concept of community itself is qualitative: nodes must be more connected within its community than with the rest of the network, and its quantification is still a subject of debate. Some quantitative definitions that came from sociology have been used in recent studies [12], but in general, the physics community has widely accepted a recent measure for the community structure based on the concept of modularity  $Q$  introduced by Newman and Girvan [13]:

$$Q = \sum_r (e_{rr} - a_r^2) \quad (1)$$

where  $e_{rr}$  are the fraction of links that connect two nodes inside the community  $r$ ,  $a_r$  the fraction of links that have one or both vertices inside of the community  $r$ , and the sum extends to all communities  $r$  in a given network. Note that this measure provides a way to determine if a

certain mesoscopic description of the graph in terms of communities is more or less accurate. The larger the values of  $Q$  the most accurate a partition into communities is.

The search for the optimal (largest) modularity value is a NP-hard problem due to the fact that the space of possible partitions grows faster than any power of the system size. For this reason, a heuristic search strategy is mandatory to restrict the search space while preserving the optimization goal [14]. Indeed, it is possible to relate the current optimization problem for  $Q$  with classical problems in statistical physics, e.g. the spin glass problem of finding the ground state energy [15], where algorithms inspired in natural optimization processes as simulated annealing [16] and genetic algorithms [17] have been successfully used.

In this Letter, we propose a new divisive algorithm that optimizes the modularity  $Q$  using an heuristic search based on the Extremal Optimization (EO) algorithm proposed by Boettcher and Percus [18, 19]. This algorithm is inspired in turn in the evolution model of Bak-Sneppen [20], and basically operates optimizing a global variable by improving extremal local variables that involve co-evolutionary avalanches. The performance of EO algorithms have been shown to overcome the efficiency of classical simulated annealing and genetic algorithms providing competitive accuracy [21].

In our case, the global variable to optimize is  $Q$  as defined in eq.(1). Thus, the definition of the local variables used in the extremal optimization problem should be related to the contribution of individual nodes  $i$  to the summation in eq.(1) given a certain partition into communities

$$q_i = \kappa_{r(i)} - k_i a_{r(i)} \quad (2)$$

where  $\kappa_{r(i)}$  is the number of links that a node  $i$  belonging to a community  $r$  has with nodes into the same community, and  $k_i$  is the degree of node  $i$ . Note that  $Q = \frac{1}{2L} \sum_i q_i$  where  $i$  refers to all nodes in the network given a certain partition into communities and  $L$  is the total number of links in the network. Eq.(2) provides a

measure that depends on the node degree, and its normalization involve all the links in the network after summation. Re-scaling the local variable  $q_i$  by the degree of node  $i$  we obtain a proper definition for the contribution of node  $i$  to the modularity, relative to its own degree and normalized in the interval  $[-1,1]$ .

$$\lambda_i = \frac{q_i}{k_i} = \frac{\kappa_{r(i)}}{k_i} - a_{r(i)} \quad (3)$$

Keeping in mind this definition of  $\lambda_i$  we can compare the relative contribution of individual nodes to the community structure. We will consider  $\lambda_i$  as the local variable involved in the extremal optimization process that characterizes an individual node, from now on we will refer to  $\lambda_i$  as the fitness of node  $i$  using the common jargon in extremal optimization problems.

The heuristic search we propose to find the optimal modularity value evolves as follows:

- Initially, we split the nodes of the whole graph in two random partitions having the same number of nodes each one. This splitting creates an initial communities division, where communities are understood as connected components in each partition.
- At each time step, the system self-organizes by moving the node with the lower fitness (extremal) from one partition to the other. In principle, each movement implies the recalculation of the fitness of many nodes because the right hand side of equation (3) involves the pseudo-global magnitude  $a_{r(i)}$ .
- The process is repeated until an "optimal state" with a maximum value of  $Q$  is reached. After that, we delete all the links between both partitions and proceed recursively with every resultant connected component. The process finishes when the modularity  $Q$  could not be improved [32].

Note that this process is not a bipartitioning of the graph as known in computer science [19], because: the number of nodes in each partition is dependent on the evolution process and not restricted to be the same at the end of the process; and more importantly, each partition could contain different connected components (communities) that when the partitions are disconnected result in several subgraphs.

Let us illustrate the above mentioned heuristics in a simple case. We will apply it to the well-know Zachary karate club network [22]. Initially we split the nodes in two random partitions (see Fig.1 left). Note that the number of initial communities (connected components in each partition) in this case is five (see Fig.1 right). After that, the self-organization process starts: the node with the "worst fitness" is selected and moved from its partition to the other partition, this movement provokes an avalanche of changes in the fitness of the rest of nodes. We calculate the new value for the modularity  $Q$ , and

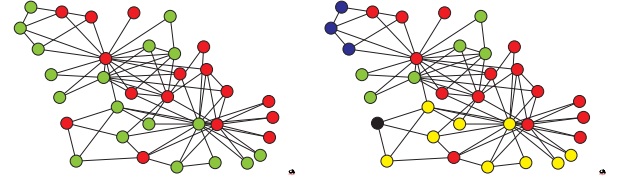


FIG. 1: Left: Random initialization of the Zachary network into two partitions, red and green. Right: Five different communities identified as connected components in each partitions. Each color defines a different community.

again repeat the process until no changes could improve it (see Fig. 2).

The application of the algorithm to the Zachary network provides the optimal modularity value after three recursive iterations. The network is decomposed in four communities and the value for the modularity is 0.419, greater than the value 0.381 reported by Newman [14], the value 0.406 reported by Reichardt et al. [23] and the value 0.412 reported by Donetti et al. [24] using different optimization methods.

The extremal optimization (EO) approach presented here has several technical implementation details, that are relevant for our purposes. In the original EO algorithm, the node selected is always the node with the worst  $\lambda_j$  value. This is a deterministic and fast way to solve the problem, but it presents some drawbacks: the final result strongly depends on the initialization and there is no possibility to escape from local maxima. Instead, we use a probabilistic selection called  $\tau$ -EO [18], in which the nodes are ranked according to their fitness values, and then the node of rank  $r$  is selected according to the

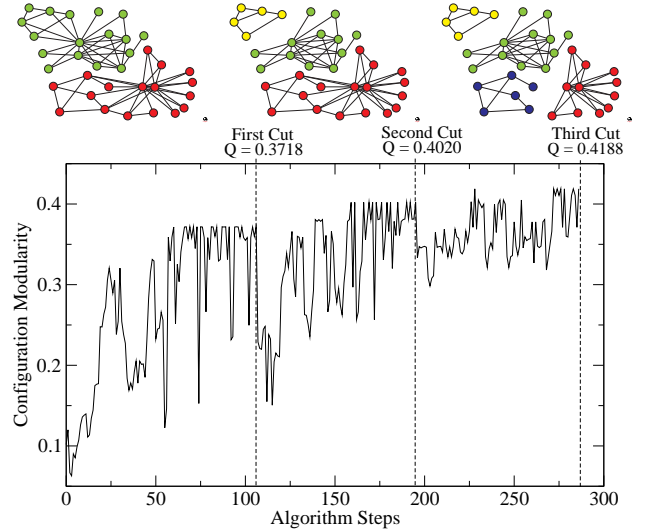


FIG. 2: Top: Network after edge removal at each recursive cut. Bottom: Evolution of the  $Q$  value in the at each step of the adaptation process. Separation bars indicate recursive divisions of the graph performed at maximum  $Q$ .

following probability distribution:

$$P(r) \propto r^{-\tau} \quad (4)$$

This solution is less sensitive to different initializations and allows to escape from local maxima. The exponent  $\tau$  has been tuned around the optimal values obtained for random networks of size  $N$  that approach the scaling  $\tau \sim 1 + 1/\ln(N)$  [18]. The use of this technique also implies the determination of the number of self-organization steps  $\alpha N$  needed to decide that the maximum value has little chance to be improved. In practice, we keep track at each step of the last maximum value obtained for  $Q$ , if this maximum is not improved in  $\alpha N$  steps we stop the search. Usually  $\alpha$  is empirically determined balancing accuracy and efficiency in the algorithm, we use  $\alpha = 1$  allowing as many steps as nodes to improve the current maximum value of  $Q$ . The computational cost involved in the whole process is  $O(N^2 \ln^2 N)$  where a factor  $N \ln N$  is the cost associate to the ranking process, however it can be substantially reduced using heap data structures [25] for the ranking selection process up to  $O(N)$ . The total cost of the algorithm can then be improved up to  $O(N^2 \ln N)$ .

To test the performance of the algorithm we use first computer-generated graphs with a known community structure [5]. These graphs have 128 vertices grouped in four communities of 32 vertices. Each vertex has on average  $z_{in}$  edges to vertices in the same community and  $z_{out}$  edges to vertices in other communities, keeping an average degree  $z_{in} + z_{out} = 16$ . We generate several graphs using  $z_{out}$  values between 0 and 10, and compare the results of our algorithm with those obtained using the heuristics proposed by Newman [14]. This shows the capabilities of each algorithm identifying the communities when these are more fuzzy inside the whole network. Using the Girvan-Newman algorithm, which is the reference algorithm for community identification, the communities are well detected until values of  $z_{out} = 6$ . In contrast, our algorithm detects the communities up to  $z_{out} = 8$ , where the community structure still persist but is much more difficult to reveal, see Fig.3. In this particular case 50 percent of the links are within the community and 50 percent are links with nodes outside the community. This result that could seem contradictory is not. Note that the 50 per cent of links with nodes outside the community are equally distributed among the rest of communities, and then its contribution to the definition of community is deprived by the number of communities in the rest of the network, in our case three. For this reason it is expected to find community structure even in these cases.

For values higher than 8, the average maximum modularity rapidly approach the limit  $Q = 0.208$  (see inset Fig.3), the expected modularity for a random network with the same number of links and nodes, as it has been shown in [26].

We have also analyzed the community structure of several real networks: the jazz musicians network [27], an

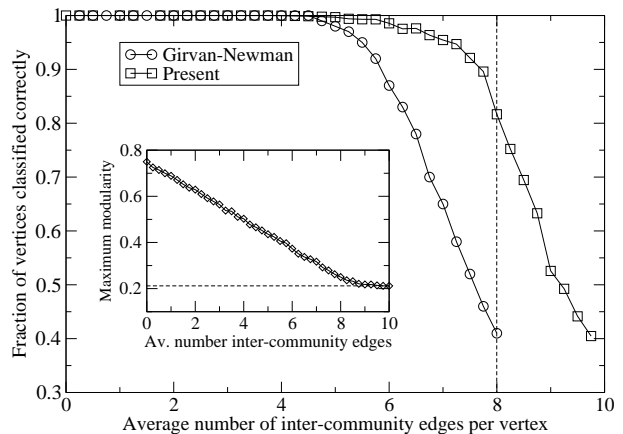


FIG. 3: Fraction of nodes correctly classified using computer-generated graphs described in text. Each point is an average over 100 different networks. Inset: Average of the maximum modularity obtained in each case.

university e-mail network [11], the *C.elegans* metabolic network [28], a network of users of the PGP algorithm for secure information transactions [29], and finally the relations between authors that shared a paper in cond-mat [30].

| Network    | Size  | $Q_N$  | $\#coms_N$ | $Q_{EO}$ | $\#coms_{EO}$ |
|------------|-------|--------|------------|----------|---------------|
| Zachary    | 34    | 0.3810 | 2          | 0.4188   | 4             |
| Jazz       | 198   | 0.4379 | 4          | 0.4452   | 4             |
| C. elegans | 453   | 0.4001 | 10         | 0.4342   | 12            |
| E-mail     | 1133  | 0.4796 | 13         | 0.5738   | 15            |
| PGP        | 10680 | 0.7329 | 80         | 0.8459   | 365           |
| Cond-Mat   | 27519 | 0.6683 | 302        | 0.6790   | 647           |

TABLE I: Maximum modularity obtained using the algorithm [14]  $Q_N$  and the extremal optimization algorithm  $Q_{EO}$  for different complex networks. It is also included the number of communities found at the configuration with maximum modularity.

In Table I we present the results for the maximum modularity achieved by our algorithm compared to the modularity obtained using [14]. The difference in maximum modularity is up to 15% depending on the network considered. These differences result in a best determination of the unknown community structure of the whole network. The partition into communities is clearly different as shows the different number of communities found using both algorithms.

Note that since the core of the algorithm is stochastic, different runs could yield in principle different partitions. We have performed 100 runs of the algorithm for the e-mail network and for a random network with the same number of links and nodes to check the consistency of the proposed method. In Fig. 4 we present the results of the fraction of times a couple of nodes are classified in the same partition. The community structure is clearly

revealed for the e-mail network while for the random network this structure is inexistent. Recently, Guimerà and Amaral have obtained similar results by applying simulated annealing to find the community structure in the context of metabolic networks [31].

Summarizing, we have presented an extremal optimization based algorithm that optimizes the modularity and allows an accurate identification of community structure in complex networks. The results outperform all previous algorithms existent in the literature.

We thank M. Boguñá, L. Danon, A. Diaz-Guilera and R. Guimerà for helpful comments and suggestions. We also thank M.E.J. Newman for providing us the cond-mat network. This work has been supported by DGES of the Spanish Government Grant No. BFM-2003-08258 and EC-FET Open Project No. IST-2001-33555.




FIG. 4: Fraction of nodes classified in the same partition over 100 realizations of the algorithm. The color of the position (i,j) corresponds to the fraction of times that nodes i and j belong to the same partition.

- 
- [1] S. Strogatz, *Nature* **410**, 268 (2001).
  - [2] R. Albert and A.-L. Barabási, *Rev. Mod. Phys.* **74**, 47 (2002).
  - [3] S. Dorogovtsev and J. Mendes, *Adv. Phys.* **51** (2002).
  - [4] M. E. J. Newman, *SIAM Review* **45**, 167 (2003).
  - [5] M. Girvan and M. Newman, *Proc. Natl. Acad. Sci.* **99**, 7821 (2002).
  - [6] J.-P. Eckmann and E. Moses, *Proc. Natl. Acad. Sci.* **99**, 5825 (2002).
  - [7] K. Eriksen, I. Simonsen, S. Maslov, and K. Sneppen, *Phys. Rev. Lett.* **90**, 148701 (2003).
  - [8] P. Holme, M. Huss, and H. Jeong, *Bioinformatics* **19**, 532 (2003).
  - [9] A. Arenas, L. Danon, A. Diaz-Guilera, P. M. Gleiser, and R. Guimerà, *Eur. Phys. J. B* **38**, 373 (2004).
  - [10] M. E. J. Newman, *Eur. Phys. J. B* **38**, 321 (2004).
  - [11] R. Guimerà, L. Danon, A. Díaz-Guilera, F. Giralt, and A. Arenas, *Phys. Rev. E* **68**, 065103(R) (2003).
  - [12] F. Radicchi, C. Castellano, F. Cecconi, V. Loreto, and D. Parisi, *Proc. Natl. Acad. Sci.* **101**, 2658 (2004).
  - [13] M. E. J. Newman and M. Girvan, *Phys. Rev. E* **69**, 026113 (2004).
  - [14] M. E. J. Newman, *Phys. Rev. E* **69**, 066133 (2004).
  - [15] D. Sherrington and S. Kirkpatrick, *Phys. Rev. Lett.* **35**, 1792 (1975).
  - [16] S. Kirkpatrick, C. Gilatt, and M. Vecchi, *Science* **220** (1983).
  - [17] D. E. Goldberg, *Genetic Algorithms in Search, Optimization, and Machine Learning* (Addison-Wesley Professional, 1989).
  - [18] S. Boettcher and A. G. Percus, *Phys. Rev. Lett.* **86**, 5211 (2001).
  - [19] S. Boettcher and A. G. Percus, *Phys Rev E* **64**, 026114 (2001).
  - [20] P. Bak and K. Sneppen, *Phys. Rev. Lett.* **71**, 4083 (1993).
  - [21] S. Boettcher and A. G. Percus, *Artificial Intelligence* **119**, 275 (2000).
  - [22] W. W. Zachary, *Journal of Anthropological Research* **33** (1977).
  - [23] J. Reichardt and S. Bornholdt, *Phys. Rev. Lett* **93**, 218701 (2004).
  - [24] L. Donetti and M. Munoz, *J. Stat. Mech.: Theor. Exp.* p. 10012 (2004).
  - [25] A. V. Aho, J. D. Ullman, and J. E. Hopcroft, *Data Structures and Algorithms* (Addison-Wesley, 1983).
  - [26] R. Guimerà, M. Sales-Pardo, and L. A. N. Amaral, *Phys. Rev. E* **70**, 025101 (2004).
  - [27] P. Gleiser and L. Danon, *Advances in Complex Systems* **6**, 565 (2003).
  - [28] H. Jeong, B. Tombor, R. Albert, Z. N. Oltvai, and A.-L. Barabási, *Nature* **407**, 651 (2000).
  - [29] X. Guardiola, R. Guimera, A. Arenas, A. Diaz-Guilera, and L. A. N. Amaral, *cond-mat/0206240* (2002).
  - [30] M. E. J. Newman, *Phys. Rev. E* **64**, 016131 (2001).
  - [31] R. Guimera and L. Amaral, *Nature* (2005), in press.
  - [32] The value of Q always refers to the whole network i.e. is the sum over all the communities. At a certain moment more subdivisions into communities will necessarily decrease Q because the limit of decomposition is a community per node whose value of Q is negative.