

A symmetrically scale-invariant occupancy of phase space makes the entropy S_q extensive

Constantino Tsallis^{1,2}, Murray Gell-Mann¹ and Yuzuru Sato¹

¹Santa Fe Institute, 1399 Hyde Park Road, Santa Fe, New Mexico 87501, USA

²Centro Brasileiro de Pesquisas Físicas, Rua Xavier Sigaud 150, 22290-180 Rio de Janeiro-RJ, Brazil
(Dated: April 14, 2024)

Phase space can be constructed for N equal and distinguishable subsystems that could be (probabilistically) either weakly (or "locally") correlated (e.g., independent, i.e., uncorrelated), or strongly (or globally) correlated. If they are locally correlated, we expect the Boltzmann-Gibbs entropy $S_{BG} = -k \sum_i p_i \ln p_i$ to be extensive, i.e., $S_{BG}(N) \propto N$ for $N \gg 1$. In particular, if they are independent, S_{BG} is strictly additive, i.e., $S_{BG}(N) = N S_{BG}(1)$. However, if the subsystems are globally correlated, we expect, for a vast class of systems, the entropy $S_q = -k \sum_i p_i^q \ln p_i^q / (q-1)$ (with $S_1 = S_{BG}$) for some special value of $q \neq 1$ to be the one which is extensive (i.e., $S_q(N) \propto N$ for $N \gg 1$). Another concept which is relevant is strict or asymptotic scale-freeness (or scale-invariance), defined as the situation for which all marginal probabilities of the N -system coincide or asymptotically approach (for $N \gg 1$) the joint probabilities of the $(N-1)$ -system. If each subsystem is a binary one, scale-freeness is guaranteed by what we hereafter refer to as the Leibnitz rule, i.e., the sum of two successive joint probabilities of the N -system coincides or asymptotically approaches the corresponding joint probability of the $(N-1)$ -system. The kinds of interplay of these various concepts are illustrated in several examples. One of them justifies the title of this paper. We conjecture that these mechanisms are deeply related to the very frequent emergence, in natural and artificial complex systems, of scale-free structures and to their connections with nonextensive statistical mechanics.

PACS numbers:

I - INTRODUCTION

The entropy S_q [1, 2, 3] is defined through

$$S_q = -k \frac{1}{q-1} \sum_{i=1}^W p_i^q \ln p_i^q \quad (q \neq 1; S_1 = S_{BG} = -k \sum_{i=1}^W p_i \ln p_i); \quad (1)$$

where k is a positive constant ($k = 1$ from now on) and BG stands for Boltzmann-Gibbs. This expression is the basis of nonextensive statistical mechanics [4], a current generalization of BG statistical mechanics. For $q \neq 1$, S_q is nonadditive (hence nonextensive) in the sense that for a system composed of (probabilistically) independent subsystems, the total entropy differs from the sum of the entropies of the subsystems. However, the system may have special probability correlations between the subsystems such that extensivity is valid, not for S_{BG} , but for S_q with a particular value of the index $q \neq 1$. In this paper, we address the case where the subsystems are all equal and distinguishable. Their correlations may exhibit a kind of scale-invariance. We may regard some of the situations of correlated probabilities as related to the remark (see [5] and references therein) that S_q for $q \neq 1$ can be appropriate for nonlinear dynamical systems that have phase space unevenly occupied. We return to this point later.

We shall consider two types of models. The first one involves N binary variables ($N = 1; 2; 3; \dots$), and the second one involves N continuous variables ($N = 1; 2; 3$). In both cases, certain correlations that are scale-invariant in a suitable limit can create an intrinsically inhomogeneous occupation of phase space. Such systems are strongly reminiscent of the so called scale-free networks [6], with their hierarchically structured hubs and spokes and their nearly forbidden regions.

tsallis@santafe.edu, m g m @ santafe.edu, ysato@santafe.edu

II - D I S C R E T E M O D E L S

Some basic concepts

The most general probabilistic sets for N equal and distinguishable binary subsystems are given in Table I with

$$\sum_{n=0}^N \frac{N!}{(N-n)!n!} p_{N,n} = 1 \quad (p_{N,n} \in [0,1]; N = 1,2,3,\dots; n = 0,1,\dots,N) \quad (2)$$

$(N = 0)$	1
$(N = 1)$	10 11
$(N = 2)$	20 21 22
$(N = 3)$	30 31 32 33
$(N = 4)$	40 41 42 43 44

TABLE I: Most general sets of joint probabilities for N equal and distinguishable binary subsystems.

Let us from now on call Leibnitz rule the following recursive relation:

$$p_{N,n} + p_{N,n+1} = p_{N-1,n} \quad (n = 0,1,\dots,N-1; N = 2,3,\dots) \quad (3)$$

This relation guarantees what we refer to as scale-invariance (or scale-freedom) in this paper. Indeed, it guarantees that, for any value of N , the associated joint probabilities $p_{N,n}$ produce marginal probabilities which coincide with $p_{N-1,n}$. Assuming $p_{10} + p_{11} = 1$, and taking into account that the N -th row has one more element than the $(N-1)$ -th row, a particular model is characterised by giving one element for each row. We shall adopt the convention of specifying the set $\{p_{N,0} \in [0,1], \forall N\}$. Everything follows from it. There are many sets $\{p_{N,0}\}$ that satisfy Eq. (3). Let us illustrate with a few simple examples:

(i) $p_{N,0} = \frac{(2-10)^N}{N+1}$ ($0 \leq p_{10} \leq 1; N = 1,2,3,\dots$). We have that all 2^N states have nonzero probability if $0 < p_{10} \leq 1$. The particular case $p_{10} = 1/2$ recovers the original Leibnitz triangle itself [7]: see Table II.

(ii) $p_{N,0} = \binom{N}{10}$ ($0 \leq p_{10} \leq 1; N = 1,2,3,\dots$). The $p_{10} = 1$ instance corresponds to independent systems, i.e., $p_{N,n} = \binom{N}{10}^n (1-p_{10})^{N-n}$. If $0 < p_{10} < 1$, then all 2^N states have nonzero probability. The $p_{10} = 0$ instance corresponds to $p_{N,0} = p_{10}$, $p_{N,n} = 0$ ($n = 1,2,\dots,N-1$) and $p_{N,N} = 1-p_{10}$. If $0 < p_{10} < 1$, then only two among the 2^N states have nonzero probability, $2N$, namely the states associated with $p_{N,0}$ and $p_{N,N}$.

$(N = 0)$	(1;1)
$(N = 1)$	(1;1=2) (1;1=2)
$(N = 2)$	(1;1=3) (2;1=6) (1;1=3)
$(N = 3)$	(1;1=4) (3;1=12) (3;1=12) (1;1=4)
$(N = 4)$	(1;1=5) (4;1=20) (6;1=30) (4;1=20) (1;1=5)

TABLE II: The left numbers within the parentheses correspond to Pascal triangle. The right numbers correspond to the Leibnitz hamonic triangle ($d = N$).

We may relax the Leibnitz rule to some extent by considering those cases where the rule is satisfied only asymptotically, i.e.,

$$\lim_{N \rightarrow \infty} \frac{p_{N,n} + p_{N,n+1}}{p_{N-1,n}} = 1 \quad (n = 0,1,2,\dots) \quad (4)$$

Such cases will be said to be not strictly but asymptotically scale-invariant (or asymptotically scale-free). This is, for a variety of reasons, the situation in which we are primarily interested. The main reason is that vast classes of natural and artificial systems typically exhibit is not precisely power-laws, but behaviors which only asymptotically become power-laws (once we have corrected, of course, for any finite size effects). This is consistent with the fact that within nonextensive statistical mechanics S_q is optimized by q -exponential functions (see [1], references therein, and [8]), which only asymptotically yield power-laws. It is consistent also with a new central limit theorem that has been recently conjectured [9, 10] for specially correlated random variables.

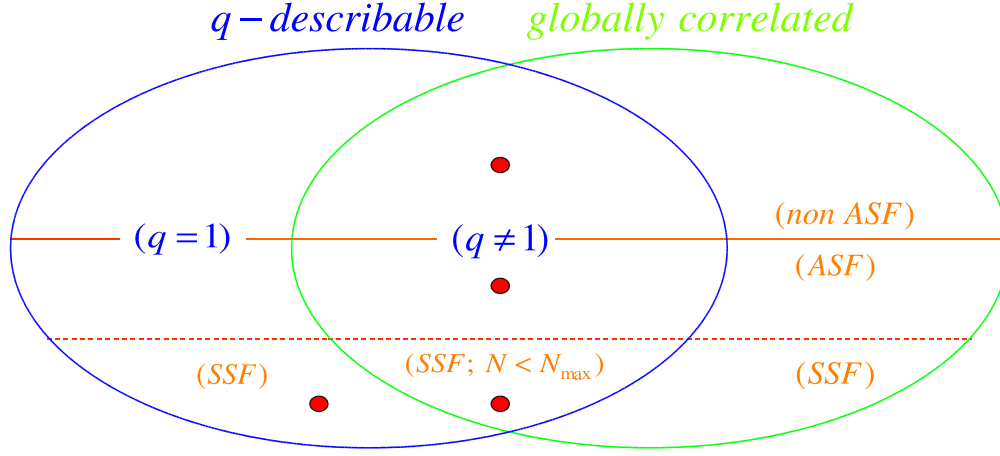


FIG. 1: Scheme representing the systems that are q -describable, globally correlated, asymptotically scale-free (ASF) and strictly scale-free (SSF). The $q = 1$ region corresponds to "locally" correlated systems. Leibnitz rule is strictly satisfied for SSF, but only asymptotically satisfied for ASF. Below (above) the continuous red line we have the ASF (non ASF) systems. The SSF systems (below the dashed red line) constitute a subset of the ASF subset. The red spots correspond to the four families of discrete systems illustrated in the present paper: (a) $q \neq 1$ non ASF (upper spot; Eqs. (12) and (14)); (b) $q \neq 1$ ASF but non SSF (middle spot; Eqs. (17) and (24)); (c) $q \neq 1$ SSF (right bottom spot; Eq. (8)); (d) $q = 1$ SSF (left bottom spot; examples (i) and (ii) in the text).

Let us now introduce a further concept, namely q -describability. A model constituted by N equal and distinguishable subsystems will be called q -describable if a value of q exists such as $S_q(N)$ is extensive, i.e., $\lim_{N \rightarrow \infty} \frac{S_q(N)}{N} < 1$. If that special value of q equals unity, this corresponds to the usual BG universality class. If that value of q differs from unity, we will have nontrivial universality classes. If the subsystems fA_i are not necessarily equal, the system is q -describable if an entropic index q exists such that $\lim_{N \rightarrow \infty} \frac{S_q(A_1 + A_2 + \dots + A_N)}{N S_q(A_i)} < 1$. It should be clear that we could equally well demand the extensivity of say S_{2-q} (or even of $S_{Q(q)}$, where $Q(q)$ is some monotonically decreasing function of q satisfying $Q(1) = 1$) instead of that of S_q . This would of course have the effect of having nontrivial solutions for $q > 1$ whenever we had solutions for $q < 1$ if the extensivity that was imposed was that of S_q .

Finally, let us point out that we might consider the subsystems of a probabilistic system to be either strongly (or globally) correlated or weakly (or "locally") correlated. The trivial case of independence, i.e., when the subsystems are uncorrelated, is of course a particular case of weakly correlated. Let us make these notions more precise. A system is weakly correlated if for every generic (different from zero and from unity) joint probability $\frac{A_1 + A_2 + \dots + A_N}{i_1 i_2 \dots i_N}$ a set of individual probabilities $f_{i_r}^{A_r}$ exists such that $\lim_{N \rightarrow \infty} \frac{\frac{A_1 + A_2 + \dots + A_N}{i_1 i_2 \dots i_N}}{\prod_{r=1}^N f_{i_r}^{A_r}} = 1$. Otherwise, the system is said strongly correlated. The particular case of independence corresponds to $f_{i_r}^{A_r} = \frac{A_1 + A_2 + \dots + A_N}{i_1 i_2 \dots i_N}$ ($r = 1, 2, \dots, N$). If the subsystems are equal and binary, this definition becomes as follows: a system is weakly correlated if, for generic N , a probability p_0 exists such that $\lim_{N \rightarrow \infty} \frac{N \ln p_0}{\ln(1 - p_0)^N} = 1$. Otherwise the system is said to be strongly correlated. The particular case of independence corresponds to $p_0 = 1/2$. In the present sense, weakly correlated systems could also be thought and referred to as asymptotically uncorrelated. The interplay of scale-invariance, q -describability and global correlation is schematized in Fig. 1.

We have verified that all systems illustrated in (i) and (ii) above belong to the $q = 1$ class (see examples in Fig. 2). We next address $q \neq 1$ systems.

A strictly scale-invariant discrete model

In dealing with our first $q \neq 1$ discrete example, we start with two equal and distinguishable binary subsystems A and B ($N = 2$). The associated joint probabilities are, with all generality, indicated in Table III, where ρ is the correlation [14] between A and B . Let us now impose [15] additivity of S_q [16]. In other words, we choose (p) such that $S_q(2) = 2S_q(1)$, where (for $N = 2$) $S_q(1) = \frac{1}{q-1} \ln(1-p)^q$, and (for $N = 4$) $S_q(2) = \frac{1}{q-1} \ln(p^2 + (1-p)^2) + \frac{2}{q-1} \ln(1-p)^q$.

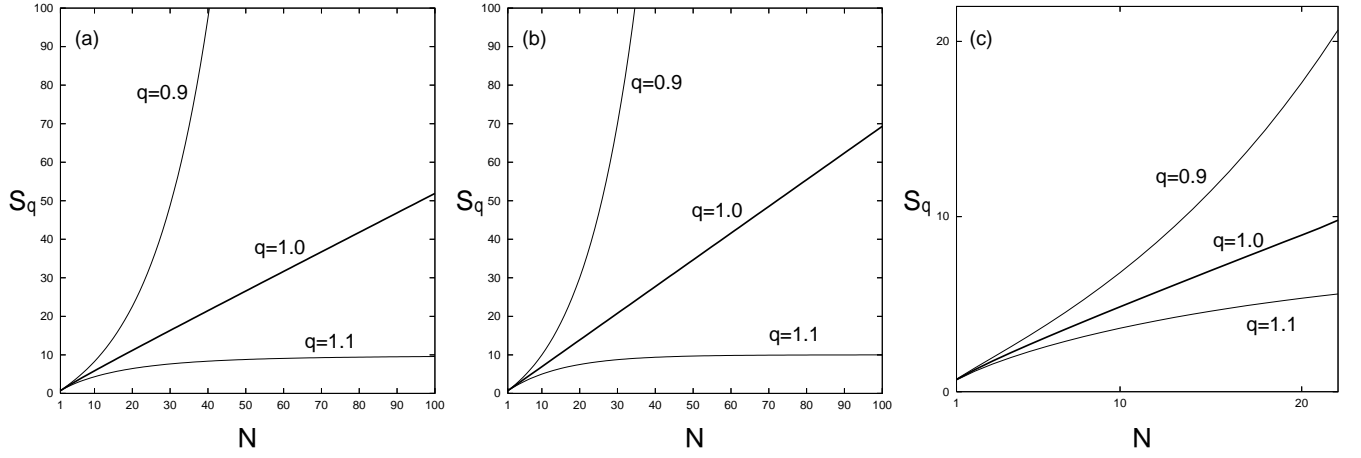


FIG. 2: $S_q(N)$ for (a) the Leibnitz triangle [the explicit expression $N!n = \frac{1}{(N+1)} \frac{(N-n)!n!}{N!}$ has been used to calculate $S_q(N)$], (b) $\alpha = 1$ (i.e., independent subsystems) with $\alpha_0 = 1/2$ [the explicit expression $N!n = \binom{N}{n} 2^{-N} (1 - 2^{-n})^n$ has been used to calculate $S_q(N)$], and (c) $\alpha = 1/2$ with $\alpha_0 = 1/2$ [the recursive relation (3) has been used to calculate $S_q(N)$]. Only for $q = 1$ we have a finite value for $\lim_{N \rightarrow \infty} S_q(N) = N$; it vanishes (diverges) for $q > 1$ ($q < 1$).

$A \setminus B$	1	2	
1	$p_{11}^{A+B} = p^2 +$	$p_{12}^{A+B} = p(1-p)$	p
2	$p_{21}^{A+B} = p(1-p)$	$p_{22}^{A+B} = (1-p)^2 +$	$1-p$
	p	$1-p$	1

$A \setminus B$	1	2	
1	$2p$	$1-p$	p
2	$1-p$	0	$1-p$
	p	$1-p$	1

TABLE III: Left: Joint and marginal probabilities for two binary subsystems A and B. Correlation and probability p are such that $0 \leq p^2 +$, $p(1-p) \leq$, $(1-p)^2 + \leq 1$ ($= 0$ corresponds to independence, for which case entropy additivity implies $q = 1$). Right: One of the two (equivalent) solutions for the particular case for which entropy additivity implies $q = 0$.

We focus on the solutions $r_q(p)$ for $0 \leq q \leq 1$ indicated in Fig. 3 [17].

With the convenient notation

$$\begin{aligned}
 r_{10} &= p_1^A = p \\
 r_{01} &= p_2^A = (1-p) \\
 r_{20} &= p_{11}^{A+B} = p^2 + \\
 r_{11} &= p_{12}^{A+B} = p_{21}^{A+B} = p(1-p) \\
 r_{02} &= p_{22}^{A+B} = (1-p)^2 + ;
 \end{aligned} \tag{5}$$

we can verify

$$\begin{aligned}
 r_{20} + 2r_{11} + r_{02} &= 1; \\
 r_{20} + r_{11} &= r_{10} = p; \\
 r_{11} + r_{02} &= r_{01} = 1-p;
 \end{aligned} \tag{6}$$

Let us now address the case of three equal and distinguishable binary subsystems A, B and C ($N = 3$). We present in Table IV probabilities that are not the most general ones, but rather general ones for which we have strict scale invariance, in the sense that all the associated marginal probability sets exactly reproduce the above $N = 2$ case. Notice how strongly this construction reminds us of the one that occurs in the renormalization group procedures widely used in quantum field theory, the study of critical phenomena, and elsewhere [18].

With the convenient notation $r_{30} = p_{111}^{A+B+C}$; $r_{21} = p_{112}^{A+B+C} = p_{121}^{A+B+C} = p_{211}^{A+B+C}$; $r_{12} = p_{221}^{A+B+C} = p_{212}^{A+B+C} = p_{122}^{A+B+C}$; $r_{03} = p_{222}^{A+B+C}$, and so on, we can verify

$$r_{30} + 3r_{21} + 3r_{12} + r_{03} = 1;$$

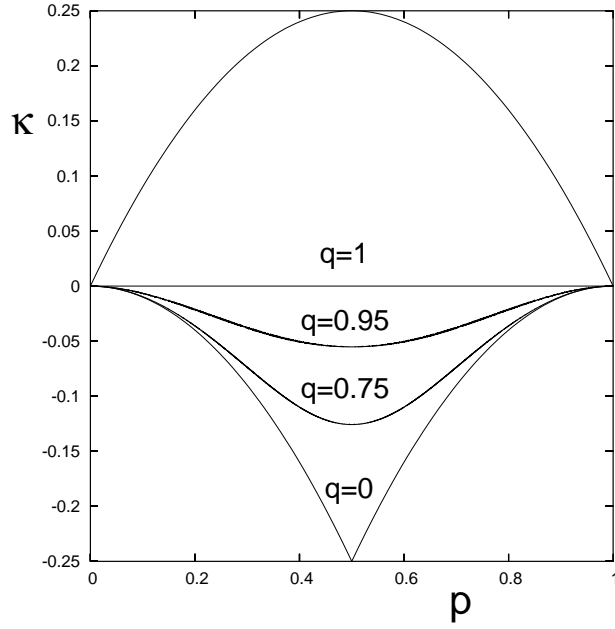


FIG. 3: Curves $K(p)$ which, for typical values of q , imply additivity of S_q . For $q=1$ we have $K(p) = p \ln p + (1-p) \ln(1-p)$. For $q=0$ we have $K(p) = -2 \ln 2 + 2 \ln(1+p)$.

$A \setminus B$	1	2
1	$p^3 + q(p)(2+p)$ $[p^2(1-p) - q(p)(1+p)]$	$p^2(1-p) - q(p)(1+p)$ $[p(1-p)^2 + q(p)p]$
2	$p^2(1-p) - q(p)(1+p)$ $[p(1-p)^2 + q(p)p]$	$p(1-p)^2 + q(p)p$ $[(1-p)^3 + q(p)(1-p)]$

TABLE IV: Scale-invariant joint probabilities p_{ijk}^{A+B+C} ($i,j,k = 1,2$): the quantities without (within) square-brackets $[\]$ correspond to state 1 (state 2) of subsystem C.

$$\begin{aligned}
 r_{30} + r_{21} &= r_{20} = p^2 + q(p); \\
 r_{21} + r_{12} &= r_{11} = p(1-p) - q(p); \\
 r_{12} + r_{03} &= r_{02} = (1-p)^2 + q(p);
 \end{aligned} \tag{7}$$

and so on.

$$\begin{aligned}
 (N=0) & \quad (1;1) \\
 (N=1) & \quad (1;r_{10}) \quad (1;r_{01}) \\
 (N=2) & \quad (1;r_{20}) \quad (2;r_{11}) \quad (1;r_{02}) \\
 (N=3) & \quad (1;r_{30}) \quad (3;r_{21}) \quad (3;r_{12}) \quad (1;r_{03}) \\
 (N=4) & \quad (1;r_{40}) \quad (4;r_{31}) \quad (6;r_{22}) \quad (4;r_{13}) \quad (1;r_{04})
 \end{aligned}$$

TABLE V: Merging of Pascal triangle with the present Leibnitz-like probability set. The particular case $r_{10} = r_{01} = 1=2$; $r_{20} = r_{02} = 1=3$; $r_{11} = 1=6$; $r_{30} = r_{03} = 1=4$; $r_{31} = r_{13} = 1=12$; $r_{40} = r_{04} = 1=5$; $r_{31} = r_{13} = 1=20$; $r_{22} = 1=30$, ..., recovers the Leibnitz triangle [7].

Let us complete this example by considering the generic case (arbitrary N). The results are presented in Table V, where we have merged the Pascal triangle and the present Leibnitz-like triangle [7]. For the left elements, we have the usual Pascal rule, i.e., every element of the N -th line equals the sum of its "north-west" plus its "north-east" elements. For the right elements we have the property that every element of the N -th line equals the sum of its "south-west" plus its "south-east" elements. In other words, for $(N = 1; 2; 3; \dots; n = 0; 1; 2; \dots; N)$, we have that $r_{N-n,n} + r_{N-n-1,n+1} = r_{N-n-1,n}$, and also that $\sum_{n=0}^N \frac{N!}{(N-n)!n!} r_{N-n,n} = 1$ ($N = 0; 1; 2; \dots$). These two equations admit the following solution

$$\begin{aligned}
r_{N;0} &= p^N + q(p) \frac{N(1-p) + (p^N - 1)}{(1-p)^2}; \\
r_{N-1;1} &= p^{N-1}(1-p) - q(p) \frac{1-p^{N-1}}{1-p}; \\
r_{N-n;n} &= p^{N-n}(1-p)^n - 1 + \frac{q(p)}{(1-p)^2} (2-n-N);
\end{aligned} \tag{8}$$

Summarizing, as long as $r_{N;0} \geq 0$, this interesting structure takes automatically into account (i) the standard constraints of the theory of probabilities (nonnegativity and normalization of probabilities), and (ii) the scale-invariant structure which guarantees that all the possible sets of marginal probabilities derived from the joint probabilities of N subsystems reproduce the corresponding sets of joint probabilities of $N-1$ subsystems. Consistently S_q is strictly additive for all $N \leq N_{\max}$, where N_{\max} depends on $(p; q)$ [17]. In this way, the correlation $q(p)$ that we introduced between two subsystems will itself be preserved for all $N \leq N_{\max}$.

Let us now address the following question: how deformed, and in what manner, is the occupation of the phase space (N -dimensional "hypercube", in the same sense that the $N=2$ phase space may be seen as a "square", and the $N=3$ one as a "cube") in the presence of the scale-invariant correlation $q(p)$ determined once and for all? (See Fig. 3) The most natural comparison is with the case of independence (which corresponds to $q=0$, hence to $q=1$). It is then convenient to define the relative discrepancy $r_{N-n;n} = [r_{N-n;n} - p^{N-n}(1-p)^n] / p^{N-n}(1-p)^n$ (naturally, other definitions for discrepancy can be used as well, but the present one is particularly simple). Since $n = 0; 1; 2; \dots; N$, we may expect in principle to have $N+1$ different discrepancies. It is not so! Quite remarkably there are only three different ones, namely $r_{N;0}$, $r_{N-1;1}$, and all the others, which therefore coincide with $r_{0;N}$. They are given by

$$\begin{aligned}
r_{N;0} &= \frac{q(p)}{(1-p)^2} - 1 + \frac{N(1-p) - 1}{p^N} \geq 0; \\
r_{N-1;1} &= \frac{q(p)}{(1-p)^2} - 1 - \frac{1}{p^{N-1}} \leq 0; \\
r_{N-n;n} &= \frac{q(p)}{(1-p)^2} \leq 0 \quad (2 \leq n \leq N);
\end{aligned} \tag{9}$$

where the inequalities hold for $0 < q < 1$, for which $q(p) > 0$. Of course, the equalities in (9) correspond to $q=1$ (i.e., $q=0$). See Fig. 3. We see that, for arbitrary $N \geq 2$, only three different types of vertices emerge in the N -dimensional hypercube. These can be characterized by the $(1; 1; \dots; 1)$ corner, the N sites along each cartesian axis emerging from this corner, and all the others. As N increases, the middle type predominates more and more, with increasingly uneven occupation of phase space.

The present example corresponds to $r_{N;0} = r_{N;0}$ as given in Eq. (8). It is important to notice in this case that, for fixed $(p; q)$ such that $p < 1$ and $q < 1$, there is a maximal value of N , noted $N_{\max}(p; q)$, for which the analytical expression for $r_{N;0}$ in Eq. (8) is nonnegative. For $N > N_{\max}$, we are obliged to consider $r_{N;0} = 0$, which, through application of the Leibnitz rule, leads to violations of the nonnegativity of all $r_{N-n;n}$. When this happens, of course the additivity of the entropy, i.e., $S_q(N) = N S_q(1)$, does not hold any more. Unless we have the trivial situation $q=1$ (for which entropic additivity holds for all $0 < p < 1$), the thermodynamic limit $N \rightarrow \infty$ imposes $p=1$ for $0 < q < 1$. Indeed $N_{\max}(1; q) \rightarrow \infty$ for $q \in [0; 1]$. For all other values of $p < 1$ and $q < 1$, $N_{\max}(p; q)$ is finite.

A discrete model that is not asymptotically scale-invariant

Let us consider the probabilistic structure indicated in Table VI, where, for given N , only the $d+1$ first elements are different from zero, with $d = 0; 1; 2; \dots; N$.

As we see, $r_{N;n}^{(d)} = 0$ for $N \geq d+1$ and $n = d+1; d+2; \dots; N$. The total number of states is given by $W(N) = 2^N$ (8d), but the number of states with nonzero probability is given by

$$W_e(N; d) = \sum_{n=0}^{N-d} \frac{N!}{(N-n)! n!}; \tag{10}$$

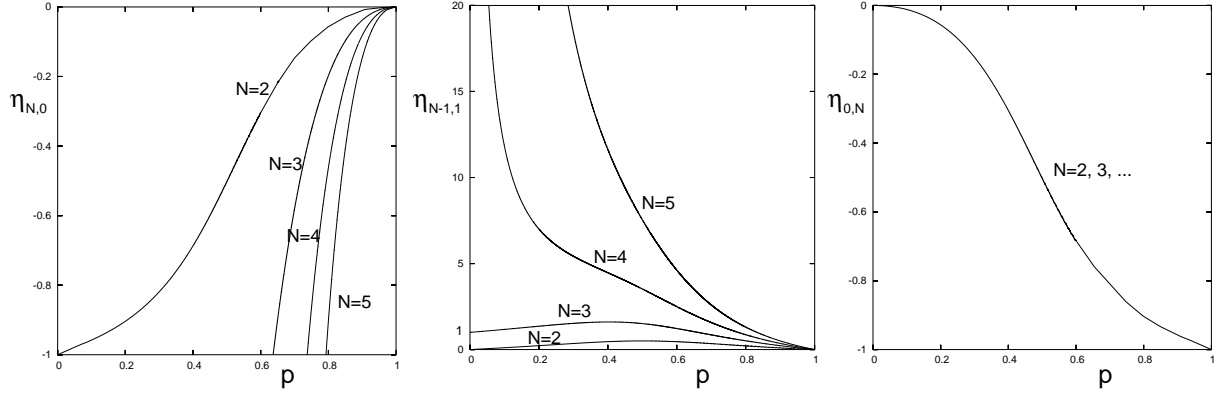


FIG. 4: $\eta_{N,0}(p)$ (left), $\eta_{N-1,1}(p)$ (center), and $\eta_{0,N}(p)$ (right), for $q = 0.75$, and $N \leq 5$. We see that, when N increases, only the N axes touching the $(1;1;\dots;1)$ corner of the hypercube remain occupied with an appreciable probability. Notice however that, for given $(p;q)$, N is allowed to increase only up to a maximal value $N_{\max}(p;q)$ (only $N_{\max}(1;q)$ and $N_{\max}(p;1)$ diverge).

$(N = 0)$	$(1;1)$	$(1;1)$
$(N = 1)$	$(1; \binom{1}{10})$ $(1; \binom{1}{11})$	$(1; \binom{2}{10})$ $(1; \binom{2}{11})$
$(N = 2)$	$(1; \binom{1}{20})$ $(2; \binom{1}{21})$ $(1;0)$	$(1; \binom{2}{20})$ $(2; \binom{2}{21})$ $(1; \binom{2}{22})$
$(N = 3)$	$(1; \binom{1}{30})$ $(3; \binom{1}{31})$ $(3;0)$ $(1;0)$	$(1; \binom{2}{30})$ $(3; \binom{2}{31})$ $(3; \binom{2}{32})$ $(1;0)$
$(N = 4)$	$(1; \binom{1}{40})$ $(4; \binom{1}{41})$ $(6;0)$ $(4;0)$ $(1;0)$	$(1; \binom{2}{40})$ $(4; \binom{2}{41})$ $(6; \binom{2}{42})$ $(4;0)$ $(1;0)$

TABLE VI: Probabilistic models with $d = 1$ (left) and $d = 2$ (right).

where e stands for effective. For example, $W_e(N;0) = 1$, $W_e(N;1) = N + 1$, $W_e(N;2) = \frac{1}{2}N(N + 1) + 1$, $W_e(N;3) = \frac{1}{6}N(N^2 + 5) + 1$, and so on. For fixed d and $N \geq 1$ we have that

$$W_e(N;d) = \frac{N^d}{d!} \quad (11)$$

Let us now make a simple choice for the nonzero probabilities, namely equal probabilities. In other words,

$$\begin{aligned} p_{N,n}^{(d)} &= 1/2^N \quad (\text{if } N = d); \\ p_{N,n}^{(d)} &= \frac{1}{W_e(N;d)} \quad (\text{if } N > d \text{ and } n = d); \\ p_{N,n}^{(d)} &= 0 \quad (\text{if } N > d \text{ and } n > d); \end{aligned} \quad (12)$$

See Table VII for an illustration of this model.

$(N = 0)$	$(1;1)$	$(1;1)$
$(N = 1)$	$(1;1=2)$ $(1;1=2)$	$(1;1=2)$ $(1;1=2)$
$(N = 2)$	$(1;1=3)$ $(2;1=3)$ $(1;0)$	$(1;1=4)$ $(2;1=4)$ $(1;1=4)$
$(N = 3)$	$(1;1=4)$ $(3;1=4)$ $(3;0)$ $(1;0)$	$(1;1=7)$ $(3;1=7)$ $(3;1=7)$ $(1;0)$
$(N = 4)$	$(1;1=5)$ $(4;1=5)$ $(6;0)$ $(4;0)$ $(1;0)$	$(1;1=11)$ $(4;1=11)$ $(6;1=11)$ $(4;0)$ $(1;0)$

TABLE VII: Uniform distribution model with $d = 1$ (left) and $d = 2$ (right).

The entropy for this model is given by

$$S_q(N) = -\ln_q W_e(N;d) = \frac{[W_e(N;d)]^{1-q} - 1}{1-q} = \frac{N^{d(1-q)}}{(1-q)(d!)^{1-q}}; \quad (13)$$

where we have used now Eq. (11). Consequently, S_q is extensive (i.e., $S_q(N)/N$ for $N \geq 1$) if and only if

$$q = 1 - \frac{1}{d}; \quad (14)$$

Hence, if $d = 1; 2; 3; \dots$, the entropic index m monotonically approaches the BG limit from below. We can immediately verify in Table V II (and using Eq. (12)) that this model violates the Leibnitz rule for all N , including asymptotically when $N \rightarrow \infty$. Consequently, it is neither strictly nor asymptotically scale-free. However, it is q -describable (see Fig. 1).

An asymptotically scale-invariant discrete model

Starting with the Leibnitz harmonic triangle, we shall construct a heterogeneous distribution $P_{N;n}^{(d)}$. The Leibnitz triangle is given in Table II and satisfies

$$P_{N;n} = P_{N+1;n} + P_{N+1;n+1}; \quad (15)$$

$$P_{N;n} = \frac{1}{(N+1)} \frac{(N-n)!n!}{N!}; \quad (16)$$

We now define

$$P_{N;n}^{(d)} = \begin{cases} P_{N;n} + l_{N;n}^{(d)} s_N^{(d)} & (n < d) \\ 0 & (n > d) \end{cases} \quad (17)$$

where the excess probability $s_N^{(d)}$ and the distribution ratio $l_{N;n}^{(d)}$ (with $0 < \alpha < 1$) are defined through

$$s_N^{(d)} = \sum_{k=d+1}^N P_{N;k} = \frac{N-d}{N+1} \quad (18)$$

$$l_{N;n}^{(d)} = \begin{cases} 1 & (n = 0) \\ (1 - \alpha)^n & (0 < n < d) \\ \alpha^d & (n = d) \end{cases} \quad (19)$$

with

$$W_{N;n}^{(d)} = \sum_{k=1}^N \frac{1}{W_{\text{eff}}(N;d)} = \sum_{k=1}^N \frac{1}{P_{N;k}^{(d)}} \quad (n > 0); \quad (20)$$

where $W_{\text{eff}}(N;d)$ is given by Eq. (10).

$(N=0)$	$(1;1)$	$(1;1)$
$(N=1)$	$(1;1=2) (1;1=2)$	$(1;1=2) (1;1=2)$
$(N=2)$	$(1;1=2) (2;1=4) (1;0)$	$(1;1=3) (2;1=6) (1;1=3)$
$(N=3)$	$(1;1=2) (3;1=6) (3;0) (1;0)$	$(1;3=8) (3;25=288) (3;25=288) (1;0)$
$(N=4)$	$(1;1=2) (4;1=8) (6;0) (4;0) (1;0)$	$(1;2=5) (4;21=400) (6;43=1200) (4;0) (1;0)$

TABLE V III: Leibnitz-triangle-based $\alpha = 0.5$ probability sets: $d = 1$ (left), and $d = 2$ (right).

We have verified for $d = 1; 2; 3; 4$ and $N \rightarrow \infty$ a result that we expect to be correct for all $d < N=2$, namely that $0 < P_{N;n+1} < P_{N;n} < P_{N-1;n} < 1$, hence

$$\lim_{N \rightarrow \infty} \frac{P_{N-1;n}^{(d)}}{P_{N;n}^{(d)} + P_{N;n+1}^{(d)}} = 1; \quad (21)$$

$$\lim_{N \rightarrow \infty} \frac{P_{N-1;d}^{(d)}}{P_{N;d}^{(d)} + 0} = 1; \quad (22)$$

In other words, the Leibnitz rule is asymptotically satisfied for the entire probability set $\{P_{N;n}\}$, i.e., this system has asymptotic scale invariance. Its entropy is given by

$$S_q(N;d) = \frac{1}{q-1} \sum_{k=0}^d P_{N;k}^{(d)} [P_{N;k}^{(d)}]^{1/q}; \quad (23)$$

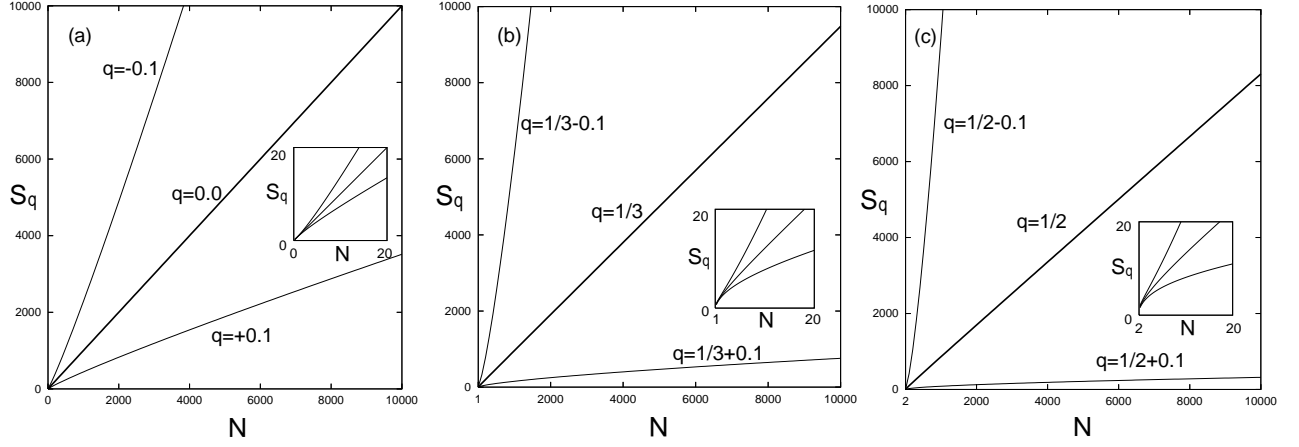


FIG. 5: Illustrations of the extensivity of S_q for the $q \neq 1$ ASF model (with $\beta = 0.5$): (a) $d = 1$; (b) $d = 2$; (c) $d = 3$. Notice that the minimal value of N equals $d - 1$. Insets: Included to improve the perception of the fact that $\lim_{N \rightarrow \infty} \frac{S_q(N)}{N}$ vanishes (diverges) if $q > \frac{d-1}{d+1}$ ($q < \frac{d-1}{d+1}$), whereas it is finite for $q = \frac{d-1}{d+1}$.

and we verify that a value of q exists such that $\lim_{N \rightarrow \infty} \frac{S_q(N; d)}{N}$ is finite. Our numerical results suggest that, for $0 < \beta < 1$, (see Fig. 5)

$$q = \frac{d-1}{d+1} : \quad (24)$$

III - CONTINUOUS MODEL

Let us now address our last example, namely a continuous model. It is known that classical mechanics violates the 3rd principle of thermodynamics, whereas quantum mechanics conforms to it. Indeed, in the latter we typically have $\lim_{T \rightarrow 0} \lim_{N \rightarrow \infty} S(N; T) = 0$ (T being the absolute temperature), whereas in the former such a limit is typically negative, and can even diverge to $-\infty$. Consistently, the present continuous model is going to have, as we shall see, difficulties of the same type. This, however, does not affect its scaling properties with N , which constitutes the central scope of the present paper. We shall therefore dedicate some effort to explore such continuous cases. We consider the following probability distribution:

$$p(x) = \frac{2}{\pi(2+a)} e^{-x^2} (1+ax^2) \quad (a \geq 0) \quad (25)$$

We can verify that $\int_{-\infty}^{\infty} dx p(x) = 1$: This distribution is illustrated in Fig. 6.

The entropy corresponding to one subsystem (i.e., $N = 1$) is given by

$$\begin{aligned} S_q(1) &= \frac{1}{1-q} \int_{-\infty}^{\infty} dx [p(x)]^q \\ &= \frac{1}{1-q} \int_{-\infty}^{\infty} dx e^{-q(x^2+y^2)} (1+ax^2)^q \\ &= \frac{1}{1-q} \frac{\pi^{1/2}}{(2+a)^q} I(a; q) \\ &= \frac{1}{1-q} \frac{\pi^{1/2}}{(2+a)^q} I(a; q) \end{aligned} \quad (26)$$

with [19]

$$I(a; q) = \int_{-\infty}^{\infty} dz e^{-z^2} \left(1 + \frac{a}{q} z^2\right)^q$$

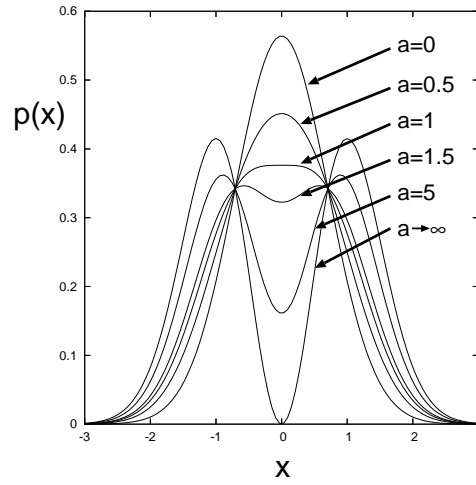


FIG. 6: Distribution $p(x)$ for typical values of a . The point shared by all distributions is located at $(x, p) = (1/2; 1/e)$, (0.500; 0.368).

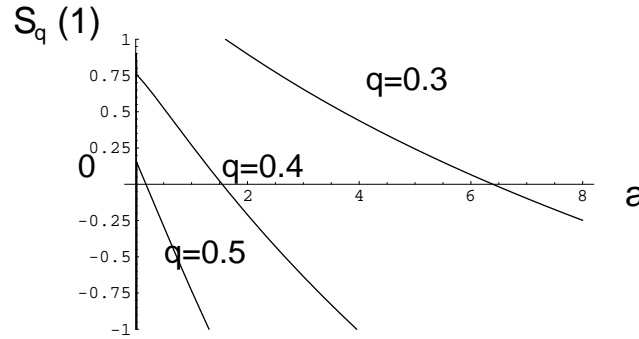


FIG. 7: Dependence of $S_q(1)$ on a for typical values of q . S_q is positive for $a < a_c(q)$ and negative for $a > a_c(q)$. The threshold value a_c decreases from infinity to zero when q increases from zero to unity. For $q = 1$ we have that $S_q < 0$ for all $a > 0$, thus exhibiting the well known difficulty of classical statistics.

$$= \frac{p^{-q} \left(\frac{1}{2} - q \right) {}_1F_1\left(\frac{1}{2}; \frac{3}{2} + q; \frac{q}{a}\right)}{p^{-q} \left(\frac{1}{2} - q \right)} + \frac{a^{-q}}{q} \left[\frac{1}{2} + q {}_1F_1\left(q; \frac{1}{2} - q; \frac{q}{a}\right) \right]; \quad (27)$$

and ${}_1F_1$ being respectively the Riemann's and the hypergeometric functions. The a -dependence of S_q for typical values of q is depicted in Fig. (7). As expected for continuous distributions, negative values for S_q do emerge.

Let us now compose two such subsystems. If they are independent ($q = 1$) we have

$$P_1(x; y) = p(x)p(y) = \frac{4}{(2+a)^2} e^{-(x^2+y^2)} [1 + a(x^2 + y^2) + a^2 x^2 y^2] \quad (28)$$

Of course, $\int_0^{R_1} \int_0^{R_1} dx dy P_1(x; y) = 1$. For the general case, we propose the following simple generalization of $p(x)p(y)$:

$$P_q(x; y) = \frac{4}{(4 + 4A + B)} e^{-(x^2+y^2)} [1 + A(x^2 + y^2) + B x^2 y^2]; \quad (29)$$

which satisfies $\int_0^{R_1} \int_0^{R_1} dx dy P_q(x; y) = 1$. Of course, for $q = 1$, we expect $(A; B) = (a; a^2)$. Let us now calculate the marginal probability, i.e.,

$$\int_0^{R_1} dy P_q(x; y) = \frac{2(2+A)e^{-x^2}}{(4+4A+B)} \left[1 + \frac{2A+B}{2+A} x^2 \right] \quad (30)$$

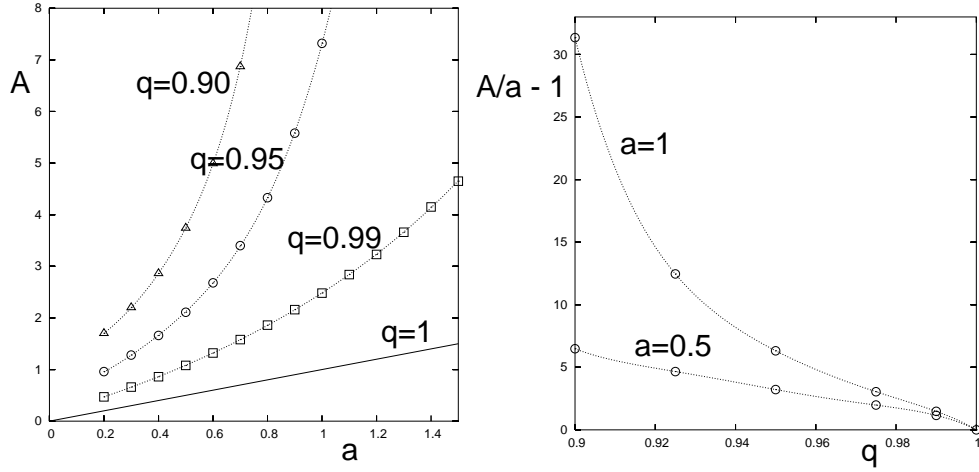


FIG . 8: $(a; q)$ -dependence of A ($A = a$ for $q = 1$). Left: For typical values of q . Right: For typical values of a .

We want this marginal probability to recover the original $p(x)$, so we impose $(2A + B)/(2 + A) = a$, which implies $B = aA + 2(a - A)$ and $\int_1^{R_1} dy P_q(x; y) = p(x)$. It follows that

$$P_q(x; y) = \frac{4}{[4 + 2(a + A) + aA]} e^{(x^2 + y^2)} [1 + A(x^2 + y^2) + [aA + 2(a - A)]x^2 y^2]^{-q} \quad (31)$$

Finally, to have A as a function of $(q; a)$, we impose, as for the binary case,

$$S_q(2) = 2S_q(1); \quad (32)$$

where $S_q(1)$ is given by Eq. (26) and

$$\begin{aligned} S_q(2) &= \frac{1}{q-1} \int_1^{R_1} \int_1^{R_1} dx dy [P_q(x; y)]^q \\ &= \frac{1}{q-1} \frac{h}{\frac{4}{[4 + 2(a + A) + aA]}} \int_1^{R_1} \int_1^{R_1} dx dy e^{q(x^2 + y^2)} [1 + A(x^2 + y^2) + [aA + 2(a - A)]x^2 y^2]^{-q} \\ &= \frac{1}{q-1} \frac{h}{\frac{1}{q} \frac{4}{[4 + 2(a + A) + aA]}} J(a; A; q) \end{aligned} \quad (33)$$

with [19]

$$\begin{aligned} J(a; A; q) &= \int_1^{R_1} \int_1^{R_1} du dv e^{(u^2 + v^2)} \left[1 + \frac{A}{q}(u^2 + v^2) + \frac{aA + 2(a - A)}{q^2} u^2 v^2 \right]^{-q} \\ &= \frac{1}{(q-1)} \int_1^{R_1} dz \frac{1 + (A=q)z^2}{[(A=q) + [(aA + 2(a - A))=q^2]z^2]} e^{z^2} (1 + (A=q)z^2)^q \\ &= \frac{1}{2} {}_q F_1 \left(\frac{1}{2}; \frac{3}{2} + q; \frac{1 + (A=q)z^2}{[(A=q) + [(aA + 2(a - A))=q^2]z^2]} \right) \\ &\quad + \frac{[(A=q) + [(aA + 2(a - A))=q^2]z^2]^{\frac{1}{2} + q}}{1 + (A=q)z^2} (q-1) \frac{1}{2} + q \\ &\quad {}_1 F_1 \left(q; \frac{1}{2} + q; \frac{1 + (A=q)z^2}{[(A=q) + [(aA + 2(a - A))=q^2]z^2]} \right) \end{aligned} \quad (34)$$

See in Fig. 8 the a -dependence of A for typical values of q . Finally, the relative discrepancy

$$(x; y) = \frac{P_q(x; y)}{P_1(x; y)} - 1 \quad (35)$$

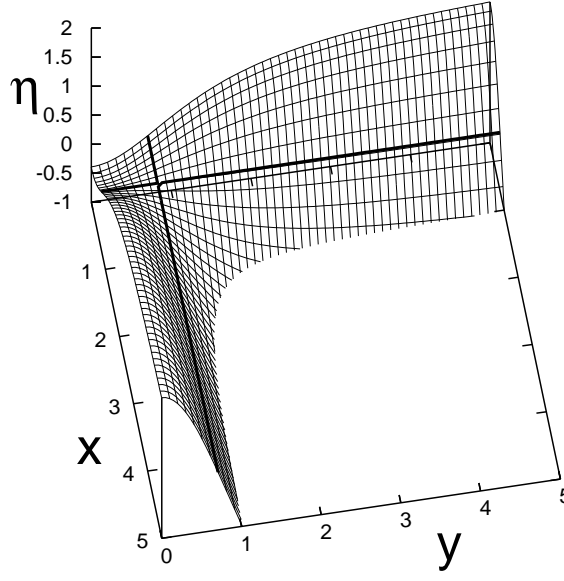


FIG. 9: $\eta(x; y; a; q)$ for $(a; q) = (0.5; 0.95)$ (hence $A = 2.12$); $x = y$ is a plane of symmetry, i.e., $\eta(x; y; a; q) = \eta(y; x; a; q)$. The two bold straight lines correspond to $\eta = 0$.

is illustrated in Fig. 9 for a typical set $(a; q)$. For higher values of N we follow here a procedure similar to the one in our discrete example SSF of Fig. 1. Let us address the $N = 3$ case. For the case of independence, we have

$$P_1(x; y; z) = p(x)p(y)p(z) / e^{(x^2 + y^2 + z^2)} [1 + a(x^2 + y^2 + z^2) + a^2(x^2 y^2 + y^2 z^2 + z^2 x^2) + a^3 x^2 y^2 z^2]; \quad (36)$$

We consistently assume

$$P_q(x; y; z) = \frac{8}{3=2(8 + 12A_3 + 6B_3 + C_3)} e^{(x^2 + y^2 + z^2)} [1 + A_3(x^2 + y^2 + z^2) + B_3(x^2 y^2 + y^2 z^2 + z^2 x^2) + C_3 x^2 y^2 z^2]; \quad (37)$$

which satisfies $\int_0^1 \int_0^1 \int_0^1 dx dy dz P_q(x; y; z) = 1$. Clearly, for $q = 1$, $(A_3; B_3; C_3) = (a; a^2; a^3)$. For the general case, we impose that $\int_0^1 dz P_q(x; y; z) = P_q(x; y)$, i.e., the $N = 2$ distribution as given by Eq. (31). This in position implies

$$\begin{aligned} \frac{2A_3 + B_3}{2 + A_3} &= A_2 - A; \\ \frac{2B_3 + C_3}{2 + A_3} &= B_2 - B; \\ \frac{2 + A_3}{8 + 12A_3 + 6B_3 + C_3} &= \frac{1}{4 + 4A_2 + B_2}; \end{aligned} \quad (38)$$

hence

$$\begin{aligned} A_3 &= \frac{4A_2 - 2B_2 + C_3}{4 - 2A_2 + B_2}; \\ B_3 &= \frac{4B_2 + (A_2 - 2)C_3}{4 - 2A_2 + B_2}; \end{aligned} \quad (39)$$

The coefficient $C_3 > 0$ must satisfy that $C_3 = a^3$ for $q = 1$. If $S_q(3) = 3S_q(1)$ is automatically satisfied, we have some freedom for choosing C_3 . Natural choices could be $C_3 = a^3$ and $C_3 = A_3 B_3$ (which automatically satisfies $C_3 = a^3$ for $q = 1$). If, however, $S_q(3) \neq 3S_q(1)$, we can impose the equality and determine a better approximation for q . The new value is expected to be only slightly different from the one that we already determined by imposing entropic additivity for $N = 2$. The procedure can in principle be iteratively repeated for increasing N . Although such a study has its own interest, it lies outside the scope of this article.

IV - FINAL REMARKS

Let us now critically re-examine the physical entropy, a concept which is intended to measure the nature and amount of our ignorance of the state of the system. As we shall see, extensivity may act as a guiding principle. Let us start with the simple case of an isolated classical system with strongly chaotic nonlinear dynamics, i.e., at least one positive Lyapunov exponent. For almost all possible initial conditions, the system quickly visits the various admissible parts of a coarse-grained phase space in a virtually homogeneous manner. Then, when the system achieves thermodynamic equilibrium, our knowledge is as meager as possible (microcanonical ensemble), i.e., just the Lebesgue measure W of the appropriate (hyper)volume in phase space (continuous degrees of freedom), or the number W of possible states (discrete degrees of freedom). The entropy is given by $S_{BG}(N) = k \ln W(N)$ (Boltzmann principle [20, 21]). If we consider independent equal subsystems, we have $W(N) = [W(1)]^N$, hence $S_{BG}(N) = N S_{BG}(1)$. If the N subsystems are only locally correlated, we expect $W(N) \sim N^c (1)$, hence $\lim_{N \rightarrow \infty} S_{BG}(N)/N = 0$, i.e., the entropy is extensive (i.e., asymptotically additive).

Consider now a strongly chaotic case for which we have more information, e.g., the set of probabilities $\{p_i\}$ ($i = 1, 2, \dots, W$) of the states of the system. The form $S_{BG} = -k \sum_{i=1}^W p_i \ln p_i$ yields $S_{BG}(A+B) = S_{BG}(A) + S_{BG}(B)$ in the case of independence ($p_{ij}^{A+B} = p_i^A p_j^B$). This form, although more general than $k \ln W$ (corresponding to equal probabilities), still satisfies additivity. It frequently happens, though, that we do not know the entire set $\{p_i\}$, but only some constraints on this set, besides the trivial one $\sum_{i=1}^W p_i = 1$. The typical case is Gibbs' canonical ensemble (Hamiltonian system in longstanding contact with a thermal bath), in which case we know the mean value of the energy (internal energy). Extremization of S_{BG} yields, as well known, the celebrated BG weight, i.e., $p_i = e^{-\beta E_i}$, with $\beta = 1/kT$ and $\{E_i\}$ being the set of possible energies. This distribution recovers the microcanonical case (equal probabilities) for $T \rightarrow \infty$.

Let us now address more subtle physical systems (still within the class associated with strong chaos), namely those in which the particles are indistinguishable (bosons, fermions). This new constraint leads to a substantial modification of the description of the states of the system, and the entropy form has to be consistently modified, as shown in any textbook. These expressions may be seen as further generalizations of S_{BG} , and the extremizing probabilities constitute, at the level of the one-particle states, generalizations of the just mentioned BG weight, recovered asymptotically at high temperatures. It is remarkable that, through these successive generalizations (and even more, since correlations due to local interactions might exist in addition to those connected with quantum statistics), the entropy remains extensive. Another subtle case is that of thermodynamic critical points, where correlations at all scales exist. There we can still refer to S_{BG} , but it exhibits singular behavior [22].

Finally, we address the completely different class of systems for which the condition of independence is severely violated (typically because the system is only weakly chaotic, i.e., its sensitivity to the initial conditions grows slowly with time, say as a power-law, with the maximal Lyapunov exponent vanishing). In such systems, long range correlations typically exist that unavoidably point toward generalizing the entropic functional, essentially because the effective number of visited states grows with N as something like a power law instead of exponentially. We exhibited here such examples for which (either exact or asymptotic) scale-invariant correlations are present. There the entropy S_q for a special value of $q \neq 1$ is extensive, whereas S_{BG} is not.

Weak departures from independence make S_{BG} lose strict additivity, but not extensivity. Something quite analogous is expected to occur for scale-invariance in the case of S_q for $q \neq 1$. Amusingly enough, we have shown (see also [9, 15]) that the "nonextensive" entropy S_q | indeed nonextensive for independent subsystems | acquires extensivity in the presence of suitable asymptotically scale-invariant correlations. Thus arguments presented in the literature that involve S_q (with $q \neq 1$) concomitantly with the assumption of independence should be revisited. In contrast, those arguments based on extremizing S_q , without reference to the composition of probabilities, remain unaffected. While reference to "nonextensive statistical mechanics" still makes sense, say for long-range interactions, we see that the usual generic labeling of the entropy S_q for $q \neq 1$ as "nonextensive entropy" can be misleading.

The asymptotic scale invariance on which we focus appears to be connected with the asymptotically scale-free occupation of phase space that has been conjectured [1] to be dynamically generated by the complex systems addressed by nonextensive statistical mechanics (see also [24]). Extensivity | together with concavity, Lesche-stability [25], and finiteness of the entropy production per unit time | increases the suitability of the entropy S_q for linking, with no major changes, statistical mechanics to thermodynamics.

Last but not least, the probability structure of our discrete cases is, interestingly enough, intimately related to both the Pascal and the Leibnitz triangles.

Acknowledgments

We are grateful to R. Hersh for pointing out to us that the joint-probability structure of one of our discrete models is analogous to that of the Leibnitz triangle. We have also benefited from very fruitful remarks by J. Marsh [17] and L.G. Moyano [10]. Support from SI International and AFRL is acknowledged as well. Finally, the work of one of us (M.G.M.) was supported by the C.O.J.Q. Foundation and by Insight Venture Management. The generous help provided by these organizations is gratefully acknowledged.

-
- [1] M. Gell-Mann and C. T. Sallis, eds., *Nonextensive Entropy – Interdisciplinary Applications* (Oxford University Press, New York, 2004).
- [2] In the field of cybernetics and control theory, the form $S = -\frac{2}{2^{1/q}-1} \sum_{i=1}^P (1 - p_i^q)$ was introduced in J. H. Arvda and F. Charvat, *Kybernetika* 3, 30 (1967), and was further discussed in I. Vajda, *Kybernetika* 4, 105 (1968) [in Czech]. With a different prefactor, it was rediscovered by Z. Daroczy, *Inf. and Control* 16, 36 (1970), and further commented by A. W. Ehrl, *Rev. Mod. Phys.* 50, 221 (1978). More historical details can be found in (i) C. T. Sallis, *Chaos, Solitons and Fractals* 6, 539 (1995); (ii) C. T. Sallis, in *Nonextensive Statistical Mechanics and Its Applications*, eds. S. Abe and Y. Okamoto, *Series Lecture Notes in Physics* (Springer-Verlag, Heidelberg, 2001); (iii) C. T. Sallis, in *Classical and Quantum Complexity and Nonextensive Thermodynamics*, eds. P. Grigolini, C. T. Sallis and B. J. West, *Chaos, Solitons and Fractals* 13, 371 (Pergamon-Elsevier, Amsterdam, 2002). This type of entropic form was rediscovered once again in 1988 [4] and it was postulated as the basis of a possible generalization of Boltzmann-Gibbs statistical mechanics, nowadays known as nonextensive statistical mechanics.
- [3] Many entropic forms are related with S_q . A special mention is deserved by the Renyi entropy $S_q^R = (-\sum_{i=1}^P p_i^q)^{-1/q} = (1-q)^{-1} \ln \left[\sum_{i=1}^P (1-q) p_i^q \right]$, and by the Landsberg-Vedral-Abe-Rajagopal entropy (or just normalized S_q entropy) $S_q^{LVAR} = \frac{1}{1-q} \ln \left[\sum_{i=1}^P (1-q) p_i^q \right] = [1 - (\sum_{i=1}^P p_i^q)^{-1/q}] / (1-q) = S_q = [1 + (1-q) S_q^R]$. The Renyi entropy was, according to I. Csiszar [Information measures: A critical survey, in *Transactions of the Seventh Prague Conference on Information Theory, Statistical Decision Functions, Random Processes, and the European Meeting of Statisticians*, 1974 (Reidel, Dordrecht, 1978), page 73], first introduced in P.-M. Schutzenberger, *Contributions aux applications statistiques de la theorie de l'information*, *Publ. Inst. Statist. Univ. Paris* 3, 3 (1954), and then in A. Renyi, in *Proceedings of the Fourth Berkeley Symposium*, 1, 547 (University of California Press, Berkeley, Los Angeles, 1961) (see also A. Renyi, *Probability theory* (North-Holland, Amsterdam, 1970)). The Landsberg-Vedral-Abe-Rajagopal entropy was independently introduced in P. T. Landsberg and V. Vedral, *Phys. Lett. A* 247, 211 (1998), and in A. K. Rajagopal and S. Abe, *Phys. Rev. Lett.* 83, 1711 (1999). Both S_q^R and S_q^{LVAR} are monotonic functions of S_q ; consequently, under identical constraints, they are all optimized by the same probability distribution. B. D. Sharma and D. P. Mittal, *J. Math. Sci.* 10, 28 (1975) introduced a two-parameter entropic form which reproduces both S_q and Renyi entropy as particular cases. This scheme has been recently enlarged elegantly in M. Masi, *Phys. Lett. A* 338, 217 (2005). S_{BG} and S_q (as well as a few other entropic forms that we do not address here) are concave and Lesche-stable for all $q > 0$, and provide a finite entropy production per unit time; S_q^R , S_q^{LVAR} , the Sharma-Mittal and the Masi entropic forms (as well as others that we do not address here) violate all these properties.
- [4] C. T. Sallis, *J. Stat. Phys.* 52, 479 (1988); E. M. F. Curado and C. T. Sallis, *J. Phys. A* 24, L69 (1991) [Corrigenda: 24, 3187 (1991) and 25, 1019 (1992)]; C. T. Sallis, R. S. Mendes and A. R. Plastino, *Physica A* 261, 534 (1998).
- [5] M. L. Lyra and C. T. Sallis, *Phys. Rev. Lett.* 80, 53 (1998); E. P. Borges, C. T. Sallis, G. F. J. Ananos and P. M. C. Oliveira, *Phys. Rev. Lett.* 89, 254103 (2002); G. F. J. Ananos and C. T. Sallis, *Phys. Rev. Lett.* 93, 020601 (2004); E. Mayoral and A. Robledo, *cond-mat/0501366*. See also G. Casati, C. T. Sallis and F. Baldovin, *cond-mat/0507504*.
- [6] D. J. Watts and S. H. Strogatz, *Nature* 393, 440 (1998); R. Albert and A.-L. Barabasi, *Rev. Mod. Phys.* 74, 47 (2002).
- [7] G. Polya, *Mathematical Discovery*, Vol. 1, page 88 (John Wiley and Sons, New York, 1962).
- [8] A. R. Plastino and A. Plastino, *Physica A* 222, 347 (1995); C. T. Sallis and D. J. Bukman, *Phys. Rev. E* 54, R2197 (1996).
- [9] C. T. Sallis, *Milan Journal of Mathematics* 73 (2005), in press [*cond-mat/0412132*].
- [10] On the basis of what we have called here the Leibnitz rule, L.G. Moyano, C. T. Sallis and M. Gell-Mann (work in progress) obtained interesting preliminary numerical results based on the so called q -product [11] and its relation to the possible q -generalization of the central limit theorem. More precisely, imposing the Leibnitz rule with $N_{j0} = p_{-q} p_{-q} \cdots p_{-q} = \frac{p}{(N-1)p^{1-q} q!} = (1-q)^{-1}$ (with $N_{j0} = p^N$ for $q = 1$) one verifies that, for $p = 1/2$ and as N increases, the distribution probability appears to approach a q -generalized Gaussian $P(n; N)$. The centered and rescaled distribution $P(n; N) N^{1/2}$ gradually becomes (say for even N) proportional to $(1-x^2)^{1/(1-q_{exp})}$, where $x = [n - (N/2)] / (N/2)$. Numerically, the exponent appears to satisfy $q_{exp} = 2/(1-q)$. This relation is obtained by applying the $q! \rightarrow (2-q)$ transformation onto the $q! \rightarrow 1-q$ transformation (notice that this relation can be rewritten as $q = 1/(2 - q_{exp})$), which is the application of the same two transformations in the other possible order. The combinations of these two transformations define an interesting mathematical structure which might well be at the basis of the q -triplet conjectured in [12] and recently confirmed [13] with data received from the spacecraft Voyager 1 in the distant heliosphere. The q -triplet observed in the solar wind is given by $q_{sen} = 0.6 \pm 0.2$, $q_{rel} = 3.8 \pm 0.3$, and $q_{stat} = 1.75 \pm 0.06$ [13]. These values are consistent with $q_{rel} + (1 - q_{sen}) = 2$ and $q_{stat} + (1 - q_{rel}) = 2$, hence $1 - q_{sen} = [1 - q_{stat}] / [3 - 2q_{stat}]$. Therefore, we expect only one q of the triplet to be independent. The most precisely determined value in [13] is $q_{stat} = 1.75 = 7/4$. It immediately follows that $q_{sen} = 1/2$

- (neatly consistent with 0.6 ± 0.2) and $q_{rel} = 4$ (neatly consistent with 3.8 ± 0.3).
- [11] L.N. Ivanen, A. LeMehaute and Q.A. Wang, Rep. Math. Phys. 52, 437 (2003); E.P. Borges, Physica A 340, 95 (2004).
 - [12] C.T. Sallis, Physica A 340, 1 (2004).
 - [13] L.F. Burlaga and A.F. -Vinas, Physica A (2005), in press.
 - [14] Assuming that the states 1 and 2 of subsystems A and B correspond to the values a_1 and a_2 of the random variable, we have that the covariance equals $(a_1 - a_2)$, and the correlation coefficient equals $= \rho(1 - p)$.
 - [15] C.T. Sallis, in Complexity, Metastability and Nonextensivity, eds. C. Beck, G. Benedek, A. Rapisarda and C.T. Sallis (World Scientific, Singapore, 2005), in press [cond-mat/0409631]; Y. Sato and C.T. Sallis, Proc. Summer School and Conference on Complexity in Science and Society (Patras and Olympia, 14-26 July, 2004), ed. T. Bountis, Internat. J. of Bifurcation and Chaos (2005), in press [cond-mat/0411073].
 - [16] As previously mentioned, it is as a simple illustration that we imposed $S_q(2) = 2S_q(1)$ instead of say $S_{2-q}(2) = 2S_{2-q}(1)$. The results would then obviously be the same with $(1 - q) \leftrightarrow (q - 1)$. Consequently, we would have additivity for $1 - q \leq 2$, instead of $0 \leq q \leq 1$. The $(1 - q) \leftrightarrow (q - 1)$ "duality" appears naturally in nonextensive statistical mechanics (see, for instance, [8]).
 - [17] J. Marsh and S. Earl (work in progress) noticed and kindly communicated to us that, for the present model, there were also > 0 solutions, and also that the additivity of the $q \leq 1$ entropy $S_q(N)$ was limited to values of N that only achieved infinity for $p = 1$.
 - [18] E.C.G. Stueckelberg and A. Petermann, Helv. Phys. Acta 26, 499 (1953); M. Gell-Mann and F.E. Low, Phys. Rev. 95, 1300 (1954); K.G. Wilson, Phys. Rev. B 4, 3174, 3184 (1971); for some real-space techniques, see C.T. Sallis and A.C.N. de Magalhães, Physics Reports 268, 305 (1996).
 - [19] Mathematica (Wolfram Research).
 - [20] A. Einstein, Annalen der Physik 33, 1275 (1910) [Usually W is set equal to the number of ways (complexions) in which a state, which is incompletely defined in the sense of a molecular theory (i.e. coarse grained), can be realized. To compute W one needs a complete theory (something like a complete molecular-mechanical theory) of the system. For that reason it appears to be doubtful whether Boltzmann's principle alone, i.e. without a complete molecular-mechanical theory (Elementary theory) has any real meaning. The equation $S = k \log W + \text{const}$: appears [therefore], without an Elementary theory | or however one wants to say it | devoid of any meaning from a phenomenological point of view." Translated by E.G.D. Cohen [21]. A slightly different translation also is available: [Usually W is put equal to the number of complexions... In order to calculate W , one needs a complete (molecular-mechanical) theory of the system under consideration. Therefore it is dubious whether the Boltzmann principle has any meaning without a complete molecular-mechanical theory or some other theory which describes the elementary processes. $S = \frac{R}{N} \log W + \text{const}$: seems without content, from a phenomenological point of view, without giving in addition such an Elementary theory." Translated by Abraham Pais, Subtle is the Lord..., Oxford University Press, 1982)].
 - [21] E.G.D. Cohen, Boltzmann and Einstein: Statistics and Dynamics - An Unsolved Problem, Boltzmann Award Lecture, Pramana - Journal of Physics 64, 635 (2005).
 - [22] This is due, as well known, to the fractal structure of the correlation clusters existing at critical points. An instructive description in nonextensive terms of such special situations has been recently advanced in [23].
 - [23] A. Robledo, Physica A 344, 631 (2004); A. Robledo, Unorthodox properties of critical clusters, to appear in a special issue of Molecular Physics in honor of Ben Widom (2005) [cond-mat/0504044].
 - [24] D.J.B. Soares, C.T. Sallis, A.M. Mariz and L.R. Silva, Europhys. Lett. 70, 70 (2005); S. Thumer and C.T. Sallis, Nonextensive aspects of self-organized scale-free gas-like networks, cond-mat/0506140.
 - [25] B. Lesche, J. Stat. Phys. 27, 419 (1982); S. Abe, Phys. Rev. E 66, 046134 (2002); B. Lesche, Phys. Rev. E 70, 017102 (2004).