

Absorption and Emission in quantum dots: Fermi surface effects of Anderson excitons

R. W. Helmes,¹ M. Sindel,¹ L. Borda,^{1,2} and J. von Delft¹

¹*Physics Department, Arnold Sommerfeld Center for Theoretical Physics,
and Center for NanoScience, Ludwig-Maximilians-Universität München, 80333 München, Germany*

²*Research Group "Theory of Condensed Matter" of the Hungarian Academy of
Sciences and Theoretical Physics Department, TU Budapest, H-1521, Hungary*

(Dated: February 12, 2005)

Recent experiments measuring the emission of exciton recombination in a self-organized single quantum dot (QD) have revealed that novel effects occur when the wetting layer surrounding the QD becomes filled with electrons, because the resulting Fermi sea can hybridize with the local electron levels on the dot. Motivated by these experiments, we study an extended Anderson model, which describes a local conduction band level coupled to a Fermi sea, but also includes a local valence band level. We are interested, in particular, on how many-body correlations resulting from the presence of the Fermi sea affect the absorption and emission spectra. Using Wilson's numerical renormalization group method, we calculate the zero-temperature absorption (emission) spectrum of a QD which starts from (ends up in) a strongly correlated Kondo ground state. We predict two features: Firstly, we find that the spectrum shows a power law divergence close to the threshold, with an exponent that can be understood by analogy to the well-known X-ray edge absorption problem. Secondly, the threshold energy ω_0 - below which no photon is absorbed (above which no photon is emitted) - shows a marked, monotonic shift as a function of the exciton binding energy U_{exc} .

PACS numbers: 73.21.La, 78.55.Cr, 78.67.Hc

I. INTRODUCTION

Recent optical experiments^{1,2} using self-assembled InAs quantum dots (QDs), embedded in GaAs, showed that it is feasible to measure the absorption and emission spectrum of a single QD. In absorption spectrum measurements photons are absorbed inside the QD by electron-hole pair (exciton) excitation. In emission spectrum measurements, on the other hand, an exciton created by laser excitation recombines inside the QD, whereby a photon is emitted which is measured.

Due to spatial confinement, the QD possesses a charging energy and a discrete energy level structure, which can be rigidly shifted with respect to the Fermi energy E_F by varying an external gate voltage V_g . Therefore V_g allows for an experimental control of the number of electrons in the QD, which in turn determines the energy of the absorbed and emitted photons. Indeed, the optical data reveal a distinct V_g -dependence and justify the assumption of a discrete energy level structure of the QD¹.

In the experimental set-up, depicted in Fig. 1, the InAs QDs are surrounded by an InAs mono-layer, called 'wetting layer' (WL), like islands in an ocean. Above a certain value of V_g , the conduction band of delocalized states of this WL begins to be filled, forming a two-dimensional Fermi sea of delocalized electrons, i. e. a two-dimensional electron gas (2DEG). The 2DEG hybridizes with localized states of the QD, leading to anomalous emission spectra which could not be explained by only considering the discrete level structure of the QD¹.

Motivated by these experiments, we investigate here the optical properties of a QD coupled to a Fermi sea, at temperatures sufficiently small that Kondo correlations

can occur ($T=0$). The Kondo effect in a QD has already been detected in transport experiments^{3,4}, where it leads to an enhanced linear conductance. So far the Kondo effect in QDs has been studied almost exclusively in relation to transport properties. The experiments of Refs.^{1,2} open the exciting possibility to study the Kondo effect in optical experiments.

In optics, the effect of Kondo correlations on QDs has to the best of our knowledge been discussed theoretically only with respect to non-linear and shake-up processes in a QD^{5,6}. The influence of disorder in heavy-fermion systems on the x-ray-photoemission has been studied e. g. in Ref.⁷ In this paper we investigate the absorption and emission spectra of a QD. We are especially interested in optical transitions (examples are shown in Fig. 4 below) for which the QD starts in or ends up in a strongly correlated Kondo ground state, and will investigate how the Kondo correlations affect the observed line shapes. In Ref.⁸ the emission spectrum in the Kondo regime has already been studied, however with methods which only produce qualitative results.

The paper is organized as follows: In Section II, we extend the standard Anderson model⁹ by including a local valence band level (henceforth called v-level) containing the holes. In contrast to Refs.^{1,2} we consider only one local conduction band level (henceforth called c-level), to simplify the calculations. In Section III, we explain how Wilson's numerical renormalization group (NRG) method¹⁰ can be adapted to calculate the absorption and emission spectrum of the QD. In Section IV, we present the results of our calculations and predict two rather dramatic new features. Firstly, the absorption and emission spectra show a tremendous increase in peak height as the exciton binding energy U_{exc} is increased. In fact, the ab-

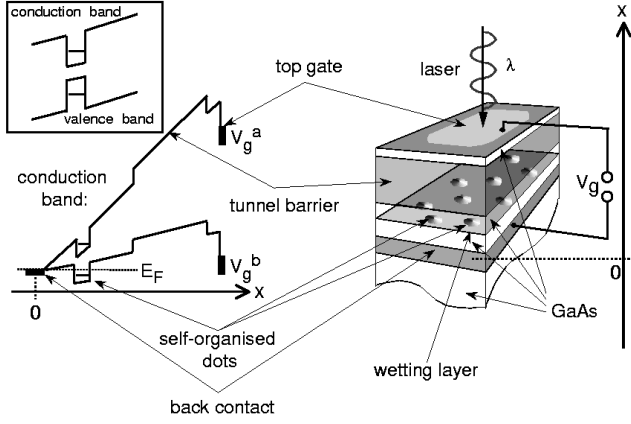


FIG. 1: Right hand side: experimental setup used in Refs.^{1,2} (Picture: courtesy of the group of K. Karrai.) [bottom to top: GaAs substrate (2000 nm), highly doped GaAs back contact (20 nm, zero-point of x -axis), GaAs tunnel barrier (20 nm), InAs mono-layer, forming the wetting layer, together with the QDs, GaAs layer (30 nm), AlAs/GaAs tunnel barrier (~ 100 nm), GaAs (4nm), NiCr top gate]. The gate voltage V_g , applied between the back contact and the top gate, drives no current through the system, since the contacts are separated by two tunnel barriers. Left hand side: position-dependence (in x -direction) and energy-dependence of the lower conduction band edge of the layered structure for two different gate voltages V_g^a and V_g^b ; the different band gaps of each material result in jumps at the corresponding interfaces. Since the InAs band gap is smaller than that of GaAs, there is a dip in the band gap at the GaAs-InAs interface, resulting in QDs with localized conduction and valence band states. The number of localized electrons trapped in the QD can be controlled by V_g , which shifts the energy levels with respect to the Fermi energy E_F (set by the back contact). Inset: holes can be trapped as well due to the bump of the upper band edge of the valence band at the position of the QDs. Irradiation by laser light excites electron-hole pairs (excitons) inside the GaAs layer, which migrate and become trapped in the InAs QDs. Finally they recombine by emitting photons, whose emission spectrum is detected.

sorption spectrum shows a power law divergence at the threshold energy ω_0 , in close analogy to the well-known X-ray edge absorption problem¹¹. Exploiting analogies to the latter, we propose and numerically verify an analytical expression for the exponent that governs this divergence, in terms of the absorption (emission)-induced change in the average occupation of the c -level. Secondly, the threshold energy below which no photon is absorbed or above which no photon is emitted, respectively, say ω_0 , shows a marked, monotonic shift as a function of U_{exc} ; we give a qualitative explanation of this behaviour by considering the interplay of various relevant energy scales. Conclusions are given in Section V.

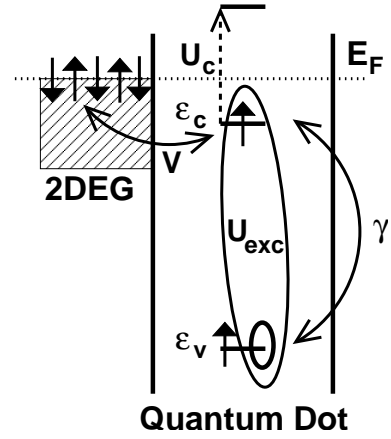


FIG. 2: Model of a semiconductor QD, consisting of one c -level and one v -level, with energies ϵ_c and ϵ_v , respectively. The Coulomb repulsion of two electrons in the c -level has the strength U_c . The coupling between the c -level and the 2DEG is parametrized by the tunnelling matrix element V . Crucial for the model is the Coulomb attraction between holes in the v -level and electrons in the c -level, which has a strength U_{exc} . The excitation of electrons from the v -level to the c -level (by photon absorption) and the relaxation of electrons from the c -level to the v -level (by photon emission) is considered as a perturbation of strength γ .

II. MODEL

The experimental setup used in Refs.^{1,2}, which inspired our analysis, is depicted in Fig. 1 (see Fig. caption for details). To model this system, we consider an Anderson-like model⁹ for a QD, with localized conduction and valence band levels, coupled to a band of delocalized conduction electrons stemming from the WL. Our model is similar in spirit, if not in detail, to that proposed in Refs.^{8,12}. It consists of six terms, illustrated in Fig. 2:

$$\mathcal{H} = \mathcal{H}_0 + \mathcal{H}_{\text{pert}}, \quad (1)$$

where

$$\mathcal{H}_0 = \mathcal{H}_c + \mathcal{H}_v + \mathcal{H}_{U_{\text{exc}}} + \mathcal{H}_{\text{WL}} + \mathcal{H}_{c-\text{WL}}. \quad (2)$$

We consider one c -level with energy ϵ_c and one v -level with energy ϵ_v , originating from the conduction or valence band of the InAs QD, respectively. Note that ϵ_v is smaller than ϵ_c by the order of the band gap; since this difference is at least two orders of magnitude larger than all other relevant energy scales, its precise value is not important, except for setting the overall scale for the threshold for absorption or emission processes.

Since one c -level is sufficient to produce the effects of present interest, we will, in contrast to the experimental situation realized in Refs.^{1,2}, disregard further local levels to simplify the calculations (the experimental situation realized in Refs.^{1,2} will be considered in a future publication).

The c-level and the v-level are described by \mathcal{H}_c and \mathcal{H}_v , respectively,

$$\begin{aligned}\mathcal{H}_c &= \sum_{\sigma} \epsilon_c \hat{n}_{c\sigma} + U_c \hat{n}_{c\uparrow} \hat{n}_{c\downarrow}, \\ \mathcal{H}_v &= \sum_{\sigma} \epsilon_v \hat{n}_{v\sigma} + U_v (1 - \hat{n}_{v\uparrow})(1 - \hat{n}_{v\downarrow}),\end{aligned}\quad (3)$$

where $\hat{n}_{c\sigma} \equiv c_{\sigma}^{\dagger} c_{\sigma}$ and $\hat{n}_{v\sigma} \equiv v_{\sigma}^{\dagger} v_{\sigma}$. Here the Fermi operators c_{σ}^{\dagger} and v_{σ}^{\dagger} create a spin- σ electron in the c-level or in the v-level, respectively. The parameters U_c and U_v are Coulomb repulsion energies which have to be paid if the c-level is occupied by two electrons or if the v-level is empty, respectively. Since states with two holes are very highly excited states independent of the value of U_v (due to the band gap), the actual value of U_v has no influence on the results. The term

$$\mathcal{H}_{\text{Uexc}} = - \sum_{\sigma, \sigma'} U_{\text{exc}} \hat{n}_{c\sigma} (1 - \hat{n}_{v\sigma'}) \quad (4)$$

accounts for the exciton binding energy: the Coulomb attraction between each electron in the c-level and each hole in the v-level lowers the energy of the system by U_{exc} .

The 2DEG formed in the WL is described by

$$\mathcal{H}_{\text{WL}} = \sum_{k, \sigma} \epsilon_k l_{k\sigma}^{\dagger} l_{k\sigma}, \quad (5)$$

where the Fermi operator $l_{k\sigma}^{\dagger}$ creates a delocalized spin- σ electron with wave vector k . The hybridization between the c-level and the 2DEG is described by

$$\mathcal{H}_{c\text{-WL}} = \sum_{k, \sigma} V \left(l_{k\sigma}^{\dagger} c_{\sigma} + c_{\sigma}^{\dagger} l_{k\sigma} \right), \quad (6)$$

where the tunneling matrix element V is assumed to be real and energy-independent. The hybridization between the c-level and the 2DEG is henceforth parametrized by $\Gamma \equiv \pi \rho_F V^2$, where ρ_F is the density of states (DOS) of the 2DEG at E_F ; we assume a flat and normalized DOS with bandwidth D . Since in the considered experiments^{1,2}, the mass of the (heavy) holes is significantly larger than the mass of the electrons, we neglect the hybridization between the v-level and the 2DEG.

The last part of the Hamiltonian,

$$\tilde{\mathcal{H}}_{\text{pert}} = \sum_{k, \sigma} \left(\gamma_k \hat{a}_k e^{-i\omega_k t} c_{\sigma}^{\dagger} v_{\sigma} + \gamma_k^* \hat{a}_k^{\dagger} e^{i\omega_k t} v_{\sigma}^{\dagger} c_{\sigma} \right), \quad (7)$$

describing the excitation (first term) and the annihilation (second term) of excitons in the QD by photon absorption or photon emission, respectively, is considered as a perturbation of the system. Here \hat{a}_k (\hat{a}_k^{\dagger}) destroys (creates) a photon of the laser field with wave vector k , where the laser has the frequency $\omega_k = c|k|$. The coupling is given by $\gamma_k = e(\hbar\omega_k/2\epsilon_0 V)^{\frac{1}{2}} \vec{\epsilon}_k \cdot \vec{D}$, with the

elementary charge e , the dielectric constant ϵ_0 , the quantization volume V , the orientation of the laser field $\vec{\epsilon}_k$, and the dipole moment of the QD transition \vec{D} . Here we assume γ to be independent of k , since we consider the laser to be approximately monochromatic. Note that for simplicity, we neglect in the present study terms of the form $\sum_{k\sigma} \gamma_k \left(l_{k\sigma}^{\dagger} v_{\sigma} + v_{\sigma}^{\dagger} l_{k\sigma} \right)$, describing photon-induced transitions between the 2DEG and the v-level. Such transitions will lead to Fano-type effects, which we choose not to consider here, but will be the subject of future work. Treating $\tilde{\mathcal{H}}_{\text{pert}}$ perturbatively is valid as long as the optical line width $|\gamma|^2 A$, where A is the density of states of the photon field, is small compared to the Kondo temperature T_K (defined below), the smallest energy scale in our studies: $|\gamma|^2 A \ll T_K$.

In the following considerations, the quantized nature of the photon field will not play any role in our considerations; to calculate emission and absorption line shapes, all that we shall be concerned with are the matrix elements of the operators $c_{\sigma}^{\dagger} v_{\sigma} + v_{\sigma}^{\dagger} c_{\sigma}$. For simplicity of notation, we shall therefore henceforth write the perturbation term simply as

$$\mathcal{H}_{\text{pert}} = \gamma \sum_{\sigma} \left(c_{\sigma}^{\dagger} v_{\sigma} + v_{\sigma}^{\dagger} c_{\sigma} \right). \quad (8)$$

For the scenario of a local spinfull level coupled to a Fermi sea, the Kondo effect occurs if the temperature $T < T_K$ and the average occupancy of the local level is roughly one, i. e. in our case $\langle \hat{n}_c \rangle = \sum_{\sigma} \langle \hat{n}_{c\sigma} \rangle \simeq 1$, known as the 'local moment regime' (LMR). Here T_K is given by

$$T_K \equiv (U_c \Gamma / 2)^{1/2} e^{\pi \epsilon_c (\epsilon_c + U_c) / 2 \Gamma U_c}, \quad (9)$$

see Ref.¹³. If $T < T_K$, T_K is the only relevant energy scale in the problem. The Kondo effect introduces a quasi-particle peak, the Kondo resonance, at the Fermi energy E_F in the local density of states (LDOS) $A_c(\omega)$,

$$\begin{aligned}A_c(\omega) &= \sum_{\tilde{f}, \sigma} \left[\left| \langle \tilde{f} | c_{\sigma}^{\dagger} | \tilde{G} \rangle \right|^2 \delta(\omega - (E_{\tilde{f}} - E_{\tilde{G}})) \right. \\ &\quad \left. + \left| \langle \tilde{f} | c_{\sigma} | \tilde{G} \rangle \right|^2 \delta(\omega + (E_{\tilde{f}} - E_{\tilde{G}})) \right],\end{aligned}\quad (10)$$

see Fig. 3. Here $|\tilde{G}\rangle$ and $|\tilde{f}\rangle$ are eigenstates of \mathcal{H}_0 with energy $E_{\tilde{G}}$ and $E_{\tilde{f}}$, respectively, where $|\tilde{G}\rangle$ is the ground state. The LDOS $A_c(\omega)$ of the c-level is a well-known function, which was calculated with the NRG, e. g., by Costi et al.¹⁴, and has been studied frequently since.

In transport experiments at $T < T_K$, the Kondo effect causes the 'zero bias anomaly', an enhanced conductance due to the quasi particle peak at E_F . Here we will investigate how the Kondo effect affects the absorption and emission spectrum¹⁶.

Fig. 4(a) and Fig. 4(b) show examples of absorption and emission processes to be studied in this paper. For

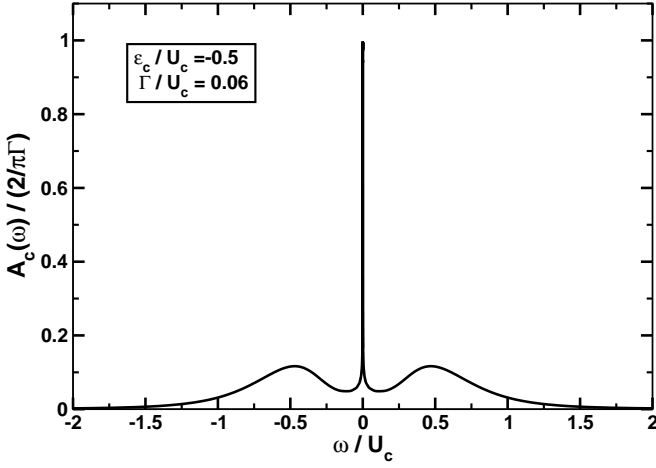


FIG. 3: The normalized¹⁵ local density of states $A_c(\omega)$ of the c-level in the Kondo regime, with $\epsilon_c = -U_c/2$. The Kondo effect results in a resonance at the Fermi energy E_F . There are side peaks of the singly (doubly) occupied local level at $\omega = \mp U_c/2$ of a level width 2Γ .

both examples the QD is tuned such that the c-level is initially singly occupied, $\langle \hat{n}_c \rangle = 1$, i. e. in the LMR and therefore gives rise to a strongly correlated Kondo state for $T \lesssim T_K$.

In the absorption process, Fig. 4(a), a photon excites an electron from the v-level into the c-level. Due to the exciton binding energy, the c-level is 'pulled down' by the value of U_{exc} . Thus the occupation of the c-level in the final state can have any value between one and two, depending on the value of U_{exc} relative to the charging energy U_c of the c-level. If the final occupation is not in the LMR, the Kondo-state is lost.

In the emission process, Fig. 4(b), an electron from the c-level recombines with a hole in the v-level, thereby emitting a photon. In contrast to the absorption process, here the occupation of the c-level decreases since the exciton binding energy is lost in the final state. Again the Kondo state is lost if the final occupation is not in the LMR.

III. METHOD

The absorption and emission spectra can be calculated using Fermi's Golden Rule for the transition rate out of an initial state $|i\rangle$, which is proportional to

$$\alpha_i(\omega) = \frac{2\pi}{|\gamma|^2} \sum_f |\langle f | \mathcal{H}_{\text{pert}} | i \rangle|^2 \delta(\omega - (E_f - E_i)), \quad (11)$$

where $|i\rangle$ and the possible final states $|f\rangle$ are eigenstates of \mathcal{H}_0 , cf. Eq. (1), with energy E_i and E_f , respectively.

No analytical method is known to calculate both the eigenenergies of \mathcal{H}_0 and all matrix elements $\langle i | \mathcal{H}_{\text{pert}} | f \rangle$ exactly. Here we calculate them with Wilson's NRG method¹⁰, a numerically essentially exact method¹⁷.

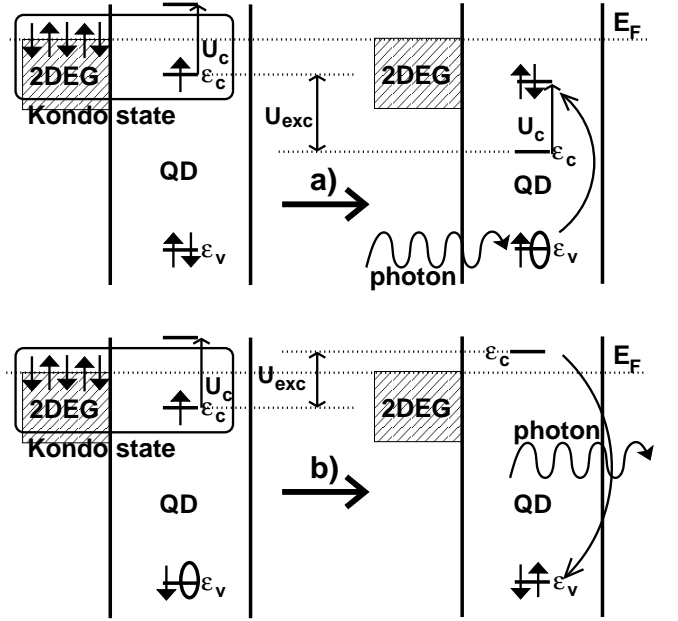


FIG. 4: QD (cf. Fig. 2) tuned such that the c-level is initially (left hand side) singly occupied. (a) Photon absorption process, inducing a transition from a state with no hole in the v-level and a singly occupied c-level (Kondo state) to a state with a v-level hole and a doubly occupied c-level (non-Kondo state). As indicated, the occupation of the c-level in the final state is determined by the value of $\epsilon_c - U_{\text{exc}} + U_c$ relative to E_F . (b) Photon emission process, inducing a transition between a state with a v-level hole and a singly occupied c-level (Kondo state) to a state without v-level hole and an empty c-level.

A. Block structure of Hamiltonian

Since \mathcal{H}_0 commutes with $\hat{n}_{v\sigma}$, the number of holes in the v-level is conserved. Thus it is convenient to write the unperturbed Hamiltonian \mathcal{H}_0 in the basis $|\Psi\rangle_{c+\text{WL}} \otimes |\Psi\rangle_v$, where $|\Psi\rangle_{c+\text{WL}}$ denotes a product state of the c-level and the 2DEG in the WL, and $|\Psi\rangle_v$ denotes a state of the v-level. In this particular basis the unperturbed Hamiltonian \mathcal{H}_0 reads

$$\mathcal{H}_0 = \begin{pmatrix} |0\rangle_v & |\uparrow\rangle_v & |\downarrow\rangle_v & |\uparrow\downarrow\rangle_v \\ \mathcal{H}_{v0} & 0 & 0 & 0 \\ 0 & \mathcal{H}_{v\uparrow} & 0 & 0 \\ 0 & 0 & \mathcal{H}_{v\downarrow} & 0 \\ 0 & 0 & 0 & \mathcal{H}_{v\uparrow\downarrow} \end{pmatrix}, \quad (12)$$

where the Hamiltonians

$$\begin{aligned} \mathcal{H}_{v0} &= \mathcal{H}_{c-\text{WL}} + \mathcal{H}_{\text{WL}} + \mathcal{H}_c - \sum_{\sigma} 2U_{\text{exc}} \hat{n}_{c\sigma} + U_v, \\ \mathcal{H}_{v\uparrow} &= \mathcal{H}_{c-\text{WL}} + \mathcal{H}_{\text{WL}} + \mathcal{H}_c - \sum_{\sigma} U_{\text{exc}} \hat{n}_{c\sigma} + \epsilon_v, \\ \mathcal{H}_{v\uparrow\downarrow} &= \mathcal{H}_{c-\text{WL}} + \mathcal{H}_{\text{WL}} + \mathcal{H}_c + 2\epsilon_v \end{aligned} \quad (13)$$

act only on states $|\Psi\rangle_{c+\text{WL}}$. Since we have not included a magnetic field in our model, $\mathcal{H}_{v\uparrow} = \mathcal{H}_{v\downarrow}$.

Absorption (A) and emission (E) processes (see Fig. 4) involve transitions between different blocks of Eq. (12):

$$\begin{aligned} \text{A: } & |G\rangle = |G\rangle_{c+WL} \otimes |\uparrow\downarrow\rangle_v \rightarrow |f\rangle = |f\rangle_{c+WL} \otimes |\sigma\rangle_v \\ \text{E: } & |g\rangle = |g\rangle_{c+WL} \otimes |\sigma\rangle_v \rightarrow |f\rangle = |f\rangle_{c+WL} \otimes |\uparrow\downarrow\rangle_v, \end{aligned} \quad (14)$$

where $|G\rangle$ is the ground state of \mathcal{H}_0 , $|G\rangle_{c+WL}$ the corresponding ground state of $\mathcal{H}_{v\uparrow\downarrow}$ and $|g\rangle_{c+WL}$ is the ground state of $\mathcal{H}_{v\sigma}$, with $\sigma = \uparrow, \downarrow$. For absorption, which is governed by $c_{\sigma}^{\dagger}v_{\sigma}$, $|f\rangle$ is a state of the block $\mathcal{H}_{v\sigma}$. For emission, which is governed by $v_{\sigma}^{\dagger}c_{\sigma}$, $|f\rangle$ is a state of the block $\mathcal{H}_{v\uparrow\downarrow}$.

To calculate the absorption spectrum, cf. Fig. 4(a), we insert $|G\rangle$ for $|i\rangle$ in Eq. (11). Then $\alpha_G(\omega)$ gives the probability per unit time for the transition from $|G\rangle$ to any final state $|f\rangle$ of $\mathcal{H}_{v\sigma}$ [containing one hole], equivalent to the probability per unit time that a photon with frequency ω is absorbed, which is the desired absorption spectrum $\alpha_G(\omega)$, divided by $|\gamma|^2$. The actual value of γ is not important, since it does not affect the shape of the absorption function, but only its height. The same argument applies to the emission spectrum, cf. Fig. 4(b). Here, one needs to insert $|g\rangle$ for $|i\rangle$ in Eq. (11).

To employ the NRG to calculate $\alpha_i(\omega)$ via Eq. (11), one has to overcome a technical problem. The NRG is a numerical iterative procedure, where the energy spectrum is truncated in each iteration [besides the first few iterations]. In standard NRG implementations, transitions from or to highly excited states can only be calculated qualitatively rather than quantitatively. In our case we need to compute transitions to or from states of the blocks $\mathcal{H}_{v\sigma}$, see Eq. (14), which are highly excited since they are separated by the order of the band gap from states of $\mathcal{H}_{v\uparrow\downarrow}$, see Section II. We solve this problem by keeping the same number of states for the blocks $\mathcal{H}_{v\sigma}$ and $\mathcal{H}_{v\uparrow\downarrow}$ in each NRG iteration, which is in principle the same as running two NRG iterations for both blocks at the same time. This approach is similar to the one used by Costi et al.¹⁸, who studied a problem analogous to ours.

B. Limiting case of vanishing excitation binding energy ($U_{\text{exc}} = 0$)

To check the accuracy of the modified NRG method, we begin by considering the limiting case of vanishing exciton binding energy, $U_{\text{exc}} = 0$. We will show that for this particular case the absorption and emission spectra are related to the local spectral function.

For $U_{\text{exc}} = 0$ the v-level is decoupled from the c-level and the 2DEG, see Eq. (4). When decomposing the states in the same way as above, $|\Psi\rangle = |\Psi\rangle_{c+WL} \otimes |\Psi\rangle_v$, the total energy can be written as a sum, $E = E_{c+WL} + E_v$. Thus, using Eqs. (11) and (14), the absorption and emission

spectrum can be written as

$$\begin{aligned} \alpha_G(\omega) &= 2\pi \sum_{f,\sigma} |{}_{c+WL}\langle f|c_{\sigma}^{\dagger}|G\rangle_{c+WL}|^2 \cdot \\ &\quad \times \delta\left(\omega - (E_{f,c+WL} - E_{G,c+WL}) - \Delta\omega\right), \\ \alpha_g(\omega) &= 2\pi \sum_{f,\sigma} |{}_{c+WL}\langle f|c_{\sigma}|g\rangle_{c+WL}|^2 \cdot \\ &\quad \times \delta\left(\omega - (E_{f,c+WL} - E_{G,c+WL}) + \Delta\omega\right). \end{aligned} \quad (15)$$

Here $\Delta\omega \equiv E_{f,v} - E_{G,v} = -\epsilon_v$ represents a constant shift.

To compare the LDOS with the absorption and emission spectrum, we divide it as $A_c(\omega) = A_c^+(\omega) + A_c^-(\omega)$, with

$$\begin{aligned} A_c^+(\omega) &= \sum_{f,\sigma} |{}_{c+WL}\langle f|c_{\sigma}^{\dagger}|G\rangle_{c+WL}|^2 \\ &\quad \times \delta\left(\omega - (E_{f,c+WL} - E_{G,c+WL})\right) \text{ for } \omega > 0, \\ A_c^-(\omega) &= \sum_{f,\sigma} |{}_{c+WL}\langle f|c_{\sigma}|G\rangle_{c+WL}|^2 \\ &\quad \times \delta\left(\omega + (E_{f,c+WL} - E_{G,c+WL})\right) \text{ for } \omega < 0. \end{aligned} \quad (16)$$

Since the operator c_{σ}^{\dagger} does not change the state of the VB, the sum in Eq. (16) runs only over states $|f\rangle$ of $\mathcal{H}_{v\uparrow\downarrow}$.

To compare Eqs. (15) with Eqs. (16), note that for $U_{\text{exc}} = 0$ the blocks of the Hamiltonian (12) are degenerate (aside from a constant shift), $\mathcal{H}_{v\sigma} = \mathcal{H}_{v\uparrow\downarrow}$, and thus $|G\rangle_{c+WL} = |g\rangle_{c+WL}$. Therefore

$$\begin{aligned} \text{A: } & \alpha_G(\omega) = 2\pi A_c^+(\omega - \Delta\omega), \\ \text{E: } & \alpha_g(\omega) = 2\pi A_c^-(\omega - \Delta\omega). \end{aligned} \quad (17)$$

Thus, for $U_{\text{exc}} = 0$, we can calculate the absorption and emission spectra in two different ways: firstly, with the modified NRG procedure and secondly, via Eq. (17) with $A_c(\omega)$ obtained from the NRG as well. We find an excellent agreement between both approaches, which serves as a consistency check that the modified NRG works as intended.

IV. RESULTS

In Section IIIB we showed that for $U_{\text{exc}} = 0$ the absorption or emission spectra are related to the LDOS. Starting from this well-understood limiting case, let us now study how the absorption and emission spectra behave upon increasing U_{exc} . We use the modified NRG procedure, described in Section III, to calculate the absorption and emission spectra $\alpha_i(\omega)$ from Eq. (11). The results are shown in Fig. 5. We see two striking behaviors: Firstly, there is a tremendous increase in peak height for both the absorption and emission spectra. In

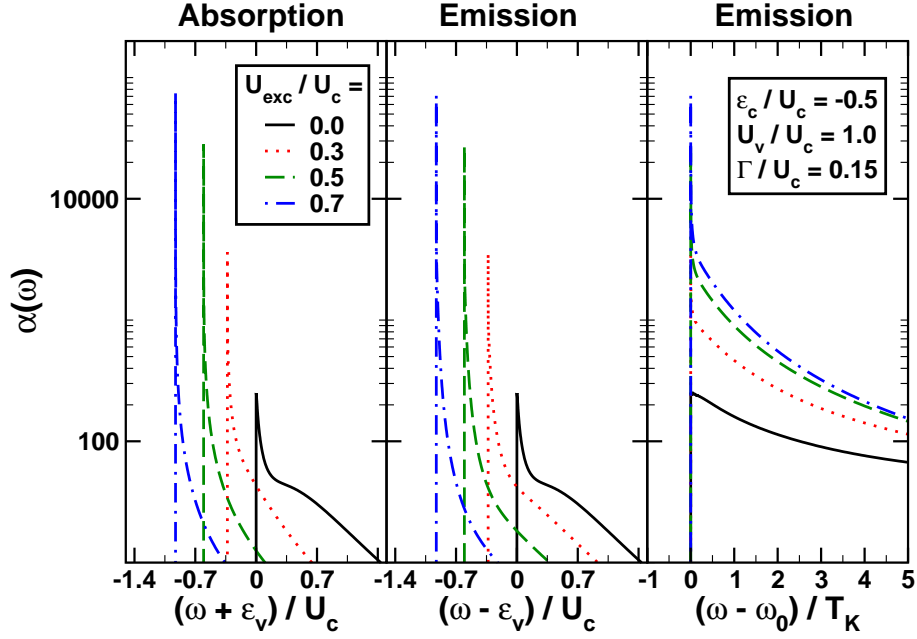


FIG. 5: Absorption and emission spectra for different values of U_{exc} ($\epsilon_c/U_c = -0.5, U_v/U_c = 1.0$ and $\Gamma/U_c = 0.15$). An increase in U_{exc} results in an increase in the slope of the divergence at the threshold-energy ω_0 and in a monotonic shift of ω_0 of the absorption and emission spectra. The right panel shows the divergence of the emission spectrum at the threshold energy ω_0 normalized to T_K [$T_K/U_c = 0.020$, extracted from Eq. (9)].

fact, we find that the spectra diverge at the threshold energy ω_0 , the energy below which no photon is absorbed or emitted, respectively, in close analogy to the well-known X-ray edge absorption problem. Secondly, the threshold energy ω_0 shows a marked, monotonic shift as a function of the exciton binding energy U_{exc} .

A. Exponent of the power-law divergence

Let us first study the divergence of the spectral peak at threshold. For any $U_{\text{exc}} \neq 0$, we find a power-law divergence for both the absorption and the emission spectra¹⁹, for energies ω near the threshold energy ω_0 :

$$\alpha(\omega) \sim \left(\frac{1}{\omega - \omega_0} \right)^\beta, \quad \omega \rightarrow \omega_0. \quad (18)$$

Examples of this behavior are shown in Fig. 6, where the absorption spectrum is plotted for several different values of U_{exc} on a double logarithmic plot leading to nice straight lines for energies $(\omega - \omega_0) < T_K$, i. e. in the regime where Kondo correlations can build up. The slope of such a line yields the exponent β . Remarkably, we find that the exponent so determined depends only on the change Δn in the local occupation, $\Delta n \equiv \pm (\langle n_c \rangle_f - \langle n_c \rangle_i)$ ('+' for absorption, '-' for emission), to be called 'screening charge', and obeys the following relation²⁰ (who's origin will be discussed below):

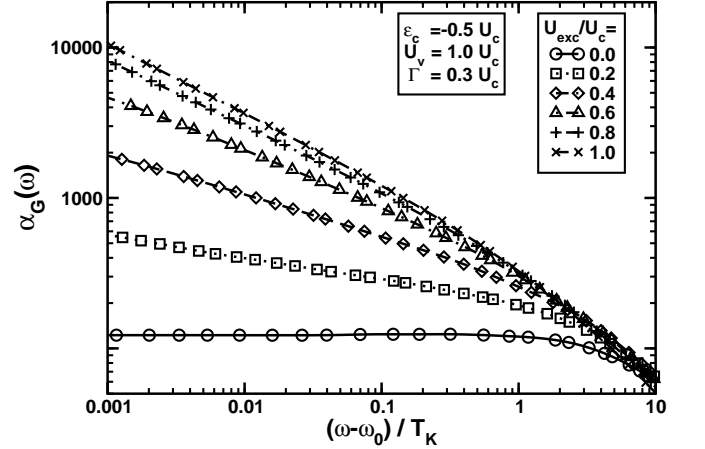


FIG. 6: Asymptotic behavior ($\omega \rightarrow \omega_0$) of the shifted absorption spectra normalized to T_K [$T_K/U_c = 0.10$, extracted from Eq. (9)]. For energies $(\omega - \omega_0) < T_K$, in the regime where Kondo correlation build up, we find the power-law behavior as predicted in Eq. (18). The exponent β increases as U_{exc} is increased. The lower bound of $\alpha_G(\omega)$ is set by the number of NRG iterations (here: $(\omega - \omega_0) \approx 10^{-3}T_K$). The asymptotic behavior of the emission spectra (not shown here) looks identical to that of the absorption spectra.

$$\beta = \Delta n - \frac{(\Delta n)^2}{2}. \quad (19)$$

Since for $\omega \rightarrow \omega_0$ the relevant transitions in the case of absorption and emission are $|G\rangle \rightarrow |g\rangle$ and $|g\rangle \rightarrow |G\rangle$, re-

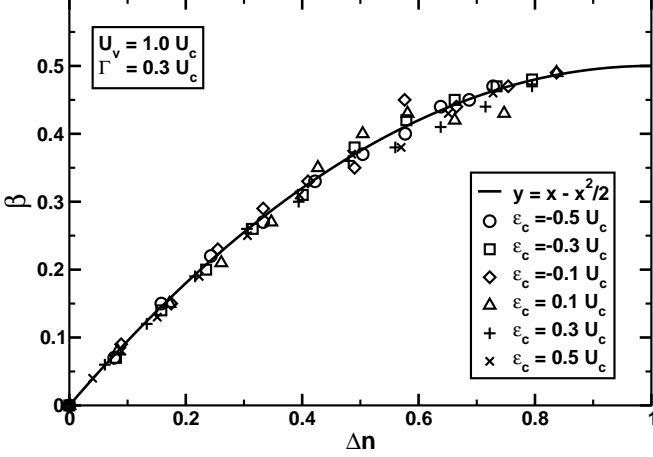


FIG. 7: The exponent β of the power-law divergence extracted from the NRG results for different values of ϵ_c (symbols) coincides very well with the formula for β given by Eq. (19) (solid line), indicating that β is fully determined by Δn . Here Δn has been varied between 0 and ~ 0.8 by varying U_{exc} between $0U_c$ and $1U_c$ in steps of $0.1U_c$.

spectively, Δn is the same for both types of transitions, implying the *same* exponent β for both absorption and emission for a given choice of parameters. In particular, for the absorption spectra whose asymptotic behavior is shown in Fig. 6, we have (for $\omega \rightarrow \omega_0$) $\langle n_c \rangle_i = \langle n_c \rangle_G$ and $\langle n_c \rangle_f = \langle n_c \rangle_g$ where $\langle n_c \rangle_g$ and $\langle n_c \rangle_G$ denote the average occupation of the states $|g\rangle$ and $|G\rangle$, respectively, see Eq. (14). At $U_{\text{exc}} = 0$, we have $\Delta n = 0$, since there $|G\rangle_{c+WL} = |g\rangle_{c+WL}$, see Section III. As U_{exc} increases, $\langle n_c \rangle_g$ and thus Δn also increases, since the Coulomb attraction between the hole and the electrons in the c-level pulls down the c-level to an effective value $\tilde{\epsilon}_c = \epsilon_c - U_{\text{exc}}$ [note that $|g\rangle$ is an eigenstate of $\mathcal{H}_{v\sigma}$, whereas $|G\rangle$ is an eigenstate of $\mathcal{H}_{v\uparrow\downarrow}$ and thus independent of U_{exc}].

We have extracted the exponent β for several different values of ϵ_c . For each value of ϵ_c we have varied Δn between 0 and ~ 0.8 by varying U_{exc} between 0 and U_c . The results are shown in Fig. 7. We find a very good agreement between the results extracted from the NRG and the universal behavior predicted in Eq. (19): all data points nicely collapse onto the curve predicted by Eq. (19).

The numerical results presented in Fig. 5 should thus be interpreted in the following way: for $U_{\text{exc}} = 0$ we have $\Delta n = 0$ and thus $\beta = 0$, which gives a finite height of the absorption and the emission spectrum at the threshold [in fact the height is 2π times the height of the corresponding LDOS, see Eq. (17)]. As soon as we choose values of $U_{\text{exc}} > 0$, we find $\beta > 0$, leading to an infinite height of the absorption and the emission spectral peaks. Of course, the infinite peak height is not resolved by our numerical data, for which $\alpha(\omega - \omega_0)$ is always finite. However, with increasing U_{exc} the exponent β also

increases, resulting in a steeper slope of the peak at the threshold, which leads to a higher peak in the numerical results.

An explanation for the universal behavior given by Eq. (19) can be given by studying the analogy between the physics presented in this paper and the well-known X-ray edge absorption problem. A result analogous to Eq. (18) was found by Schotte and Schotte²¹, where the absorption spectrum was studied for the X-ray edge problem. [In Ref.²¹ all results are presented for the absorption spectrum. However, by rewriting Eq. (7) of Ref.²¹ for emission, their results can be applied to the emission spectrum as well. Keeping that in mind, we will focus only on the absorption spectrum in the following, but the argumentation can easily be applied to the emission spectrum as well.] In Ref.²¹, Fermi-liquid arguments relating phase shifts and local screening charges are used to derive an expression for the exponent β , namely

$$\beta = 1 - \sum_{\sigma} N_{\sigma}^2, \quad (20)$$

where N_{σ} is the 'effective' number of spin- σ electrons [not necessarily an integer] which flow away from the local level in the absorption process. Eq. (20) is known as "Hopfield's Rule of Thumb"²². We can use this result to analyze our absorption spectra, too, since the system behaves like a Fermi liquid for $T = 0$. Thus arguments based on the relation between phase shifts and screening charges do apply. In experiments, we expect to find the behavior (20) for $A|\gamma|^2, T \ll \omega - \omega_0 \ll T_K$, where $A|\gamma|^2$ is the optical line width.

To see that Eqs. (19) and (20) are equivalent, we will now analyze the absorption process $|G\rangle \rightarrow |g\rangle$ [relevant absorption process at threshold] and count the charges N_{σ} . It is helpful to consider an example for the process $|G\rangle \rightarrow |g\rangle$, shown in Fig. 8, where the initial state $|G\rangle$ is the strongly correlated Kondo ground state with a singly occupied c-level. The state $|G\rangle$ is a coherent superposition of states with different occupation of the c-level, where the contribution of the state with empty c-level is small but finite [depicted in Fig. 8(b)]. If the operator $c_{\sigma}^{\dagger}v_{\sigma}$ [the part of $\mathcal{H}_{\text{pert}}$ corresponding to absorption] is applied to $|G\rangle$, this contribution results in a state with one hole, a singly occupied c-level and one extra spin- σ electron in the conduction band, illustrated in blue in Fig. 8(a). The latter subsequently flows away from the QD, making a contribution of $+1$ to N_{σ} . This contribution to the final state $c_{\sigma}^{\dagger}v_{\sigma}|G\rangle$ also is a part of the state $|g\rangle$, which likewise has contributions from states with empty, singly and doubly occupied c-level [Fig. 8(c)]. The weight of the contribution with singly occupied c-level to $|g\rangle$ depends on U_{exc} : the Coulomb attraction of the hole in $|g\rangle$ pulls down the c-level to the effective value $\tilde{\epsilon}_c$ resulting in an increase of the average occupation $\langle n_c \rangle_g$ of the c-level by Δn compared to $\langle n_c \rangle_G$, see above. As U_{exc} is increased, the charge Δn [which screens the Coulomb potential of the hole] increases and thus the relative weight of the contribution to $|g\rangle$ with doubly occupied c-level

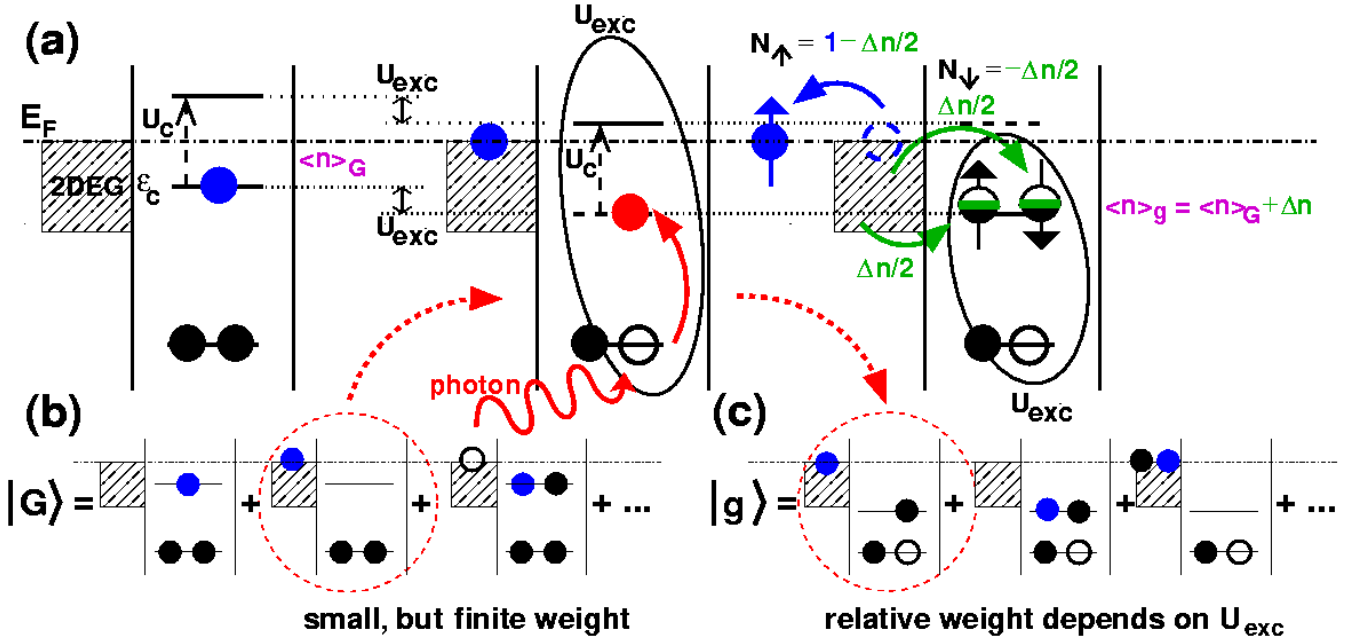


FIG. 8: (a) Illustration of an example for the absorption process $|G\rangle \rightarrow |g\rangle$, the relevant absorption process for energies ω close to the threshold ω_0 for the case $\epsilon_c = -U_c/2$, for which the average occupations of the v- and c-levels are $\langle n_v \rangle_G = 2$ and $\langle n_c \rangle_G = 1$. Figs. (b) and (c) schematically depict the initial and final states $|G\rangle$ and $|g\rangle$, respectively. Both $|G\rangle$ and $|g\rangle$ are coherent superpositions of very many different components, whose c-level can be either empty, singly or doubly occupied; for $|G\rangle$, the v-level is doubly occupied, and the components with empty and doubly occupied c-level have a very small but finite weight. For $|g\rangle$, the v-level is singly occupied, and since the electron-hole attraction lowers the energy of each c-level electron by U_{exc} , the weight of the components with singly or doubly occupied c-level depends on U_{exc} . In the absorption process depicted in (a) and described by the matrix element $\langle g|c_\sigma^\dagger v_\sigma|G\rangle$, a photon causes the promotion of a spin- σ electron from the v-level to the c-level (middle panel). This leads to a transition from a $|G\rangle$ -component with empty c-level and an extra electron in the conduction band (which subsequently flows away from the QD, making a contribution of $+1$ to N_σ), to a state with one v-hole and a singly occupied c-level, which in turn is a component of $|g\rangle$ [see (c)]. The Coulomb attraction in the state $|g\rangle$ between the v-hole and the c-level electrons pulls down the c-level from ϵ_c to an effective value $\tilde{\epsilon}_c = \epsilon_c - U_{exc}$, resulting in an increase of the average c-level occupation $\langle n_c \rangle_g$ by Δn compared to $\langle n_c \rangle_G$. The screening charge $\Delta n = \langle n_c \rangle_g - \langle n_c \rangle_G$ flows towards the QD, thus making a contribution $\Delta n/2$ to both N_σ and $N_{\bar{\sigma}}$ (with $\bar{\sigma} = \{\downarrow, \uparrow\}$ for $\sigma = \{\uparrow, \downarrow\}$).

increases, too, whereas the relative weight of the state with singly occupied c-level decreases. The screening charge Δn flows towards the QD, making equal contributions $-\Delta n/2$ to both N_σ and $N_{\bar{\sigma}}$. (with $\bar{\sigma} = \{\downarrow, \uparrow\}$ for $\sigma = \{\uparrow, \downarrow\}$). [Another possibility for a transition from $|G\rangle$ to $|g\rangle$ [not depicted in Fig. 8(a)] starts from a component of $|G\rangle$ with a singly occupied c-level and ends up in a contribution of $|g\rangle$ with doubly occupied c-level. One obtains the same results for N_σ and $N_{\bar{\sigma}}$ if one argues that one unit of charge with spin σ has to leave the doubly occupied c-level and the charge Δn has to flow into the c-level to reach the average occupation $\langle n_c \rangle_g = \langle n_c \rangle_G + \Delta n$.] Collecting all contributions to N_σ and $N_{\bar{\sigma}}$, we find $N_\sigma = 1 - \Delta n/2$ and $N_{\bar{\sigma}} = -\Delta n/2$, which, when inserted into (20), yields Eq. (19).

A similar argument has been used in^{18,23}, where the local spectral function of the Anderson was studied.

B. Behavior of the threshold energy ω_0

Let us now consider the second effect observed in Fig. 5, the monotonic shift of the threshold energy ω_0 . The threshold energy for both absorption and emission is given by $\omega_0 = E_g - E_G$, where $\mathcal{H}_0|G\rangle = E_G|G\rangle$ and $\mathcal{H}_0|g\rangle = E_g|g\rangle$, as explained in Section III. The shift in ω_0 can be understood by considering a mean-field estimate of the relevant energies E_G and E_g :

$$E_G \simeq 2\epsilon_v + \epsilon_c \langle n_c \rangle_G + U_c \left\langle \frac{1}{2} n_c \right\rangle_G^2,$$

$$E_g \simeq \epsilon_v + \epsilon_c \langle n_c \rangle_g + U_c \left\langle \frac{1}{2} n_c \right\rangle_g^2 - U_{exc} \langle n_c \rangle_g. \quad (21)$$

Here a correlation energy of the order of T_K has been neglected. The average occupations $\langle n_c \rangle_G$ and $\langle n_c \rangle_g$ can be calculated by NRG. Eq. (21) allows for a rough estimate of the threshold energy ω_0 :

$$\omega_0 = E_g - E_G$$

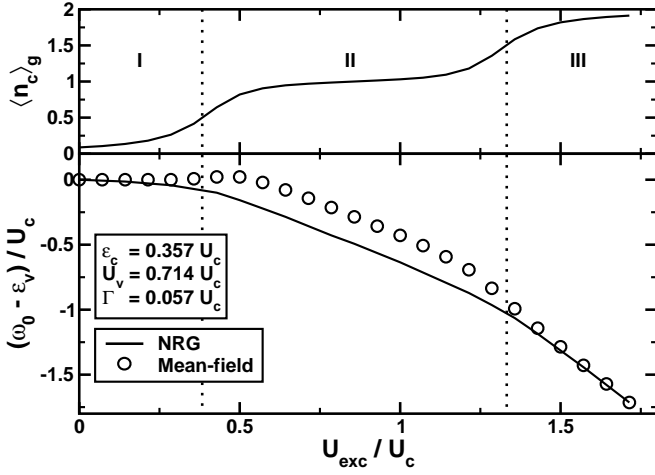


FIG. 9: Behavior of the threshold energy as a function of U_{exc} . Upper panel: average occupation $\langle n_c \rangle_g$ of the c-level for the state $|g\rangle$, see Eq. (14). Three distinct regimes can be identified: empty orbital (I), LMR (II) and full orbital (III) regime, where the c-level is empty, singly or doubly occupied, respectively. Since the Coulomb attraction between a hole in the v-level and the electrons in the c-level ‘pulls down’ the c-level [$\tilde{\epsilon}_c = \epsilon_c - U_{\text{exc}}$], an increase in U_{exc} bears the same effect for $\langle n_c \rangle_g$ as a decrease in ϵ_c . Lower panel: threshold energy ω_0 versus U_{exc} extracted from the NRG results (solid) and obtained from the mean-field estimate (circles), Eq. (22), where $\langle n_c \rangle_g$ from the upper panel has been used.

$$\begin{aligned} \simeq & -\epsilon_v + \epsilon_c (\langle n_c \rangle_g - \langle n_c \rangle_G) \\ & + \frac{1}{4} U_c (\langle n_c \rangle_g^2 - \langle n_c \rangle_G^2) - U_{\text{exc}} \langle n_c \rangle_g. \end{aligned} \quad (22)$$

The results for ω_0 shown in Fig. 9 reveal a good agreement between the threshold energy extracted from the absorption and emission spectra calculated with NRG (solid line) and the estimation given by Eq. (22). In the latter approach $\langle n_c \rangle_G$ and $\langle n_c \rangle_g$ were determined via the NRG, see top panel of Fig. 9 [note that $\langle n_c \rangle_G$ does not depend on U_{exc} and that $\langle n_c \rangle_G = \langle n_c \rangle_g$ for $U_{\text{exc}}=0$]. We find a linear behavior of ω_0 as a function of U_{exc} for those values of U_{exc} where $\langle n_c \rangle_g$ stays approximately constant. For this purpose three regions of constant occupation can be identified, region I ($\langle n_c \rangle_g \sim 0$), II ($\langle n_c \rangle_g \sim 1$) and III ($\langle n_c \rangle_g \sim 2$). As expected by considering the last term in Eq. (22), we observe the slope of $\omega_0(U_{\text{exc}})$ to be 0 in region I, to be -1 in region II and to be -2 in region III, respectively.

The cross-over regions (dotted lines in Fig. 9), where $\langle n_c \rangle_g$ changes between 0 and 1 (I \rightarrow II) or between 1 and 2 (II \rightarrow III), on the other hand, show non-trivial behavior as a function of ω_0 . In these regions the terms in Eq. (9) compete with each other, which explains the non-linear behavior (since in these regions $\langle n_c \rangle_g$ itself is a function

of U_{exc} , too).

V. CONCLUSIONS

Motivated by experimental studies of excitons in QDs coupled to a wetting layer^{1,2}, the aim of this paper was to calculate the absorption and emission spectra of a QD in the strongly correlated Kondo ground-state. We studied an extended Anderson model, including a local valence band level and a local conduction band level which is coupled to a Fermi-sea (2DEG), see Section II. For the academic limiting case of a vanishing exciton binding energy, $U_{\text{exc}} = 0$, we could relate the absorption and emission spectrum to the well known local density of states of the local conduction band, see Section III. Starting from this limiting case, we used the NRG to study the spectra for arbitrary values of U_{exc} . Our main results are summarized in Fig. 5 which shows two rather dramatic features: Firstly, an increase in the slope of the divergence of the absorption and emission spectrum as U_{exc} is increased. In fact, the spectra show a power-law divergence at the threshold energy. Remarkably, the exponent of the divergence depends only on Δn , the difference in occupation of the local conduction band level between the initial and final states for transitions at the threshold. We showed that the universal behavior of the exponent can be explained by considering the X-ray edge problem, which stands in close analogy to the physics presented in this paper. Secondly, increasing U_{exc} produces a marked shift of the threshold energy, which can be understood rather simply on a mean field level.

In the present paper we considered, for simplicity, a model which contains only a single local conduction band level. However, in the present generation of experiments^{1,2}, the wetting layer forms a 2DEG only for values of the gate voltage V_g for which several local conduction band levels are occupied (not only one, as assumed in the present paper). Nevertheless, we expect²⁴, that future generations of samples could be produced for which the assumptions of our model, namely one c-level with presence of a 2DEG, are fulfilled. Of course it would be very interesting to generalize our considerations to more general models, including several local conduction band levels.

Acknowledgments

We wish to thank R. Bulla, T. Costi, A. Govorov, A. Högele, K. Karrai, M. Kroner, A. Rosch P. Schmitteckert and S. Seidel for helpfull discussions. This work was supported by the DFG under the SFB 631 and under the CFN, ‘Spintronics’ RT Network of the EC RTN2-2001-00440. L.B. acknowledges support by Hungarian Grants No. OTKA D048665 and T048782.

-
- ¹ R. J. Warburton, C. Schäfflein, D. Haft, F. Bickel, A. Lorke, K. Karrai, J. M. Garcia, W. Schoenfeld, and P. M. Petroff, *Nature* **405**, 926 (2000).
- ² K. Karrai, R. J. Warburton, C. Schulhauser, A. Högele, B. Urbaszek, E. J. McGhee, A. O. Govorov, J. M. Garcia, B. D. Gerardot, and P. M. Petroff, *Nature* **427**, 135 (2004).
- ³ D. Goldhaber-Gordon, H. Shtrikman, D. Mahalu, D. Abusch-Magder, U. Meirav, and M. A. Kastner, *Nature* **391**, 156 (1998).
- ⁴ S. M. Cronenwett, T. H. Oosterkamp, and L. P. Kouwenhoven, *Science* **281**, 540 (1998).
- ⁵ T. V. Shahbazyan, I. E. Perakis, and M. E. Raikh, *Phys. Rev. Lett.* **84**, 5896 (2000).
- ⁶ K. Kikoin and Y. Avishai, *Phys. Rev. B* **62**, 4647 (2000).
- ⁷ Y. Chen and J. Kroha, *Phys. Rev. B* **46**, 1332 (1992).
- ⁸ A. O. Govorov, K. Karrai, and R. J. Warburton, *Phys. Rev. B* **67**, 241307 (2003).
- ⁹ P. W. Anderson, *Phys. Rev.* **124**, 41 (1961).
- ¹⁰ K. G. Wilson, *Rev. Mod. Phys.* **47**, 773 (1975).
- ¹¹ P. Nozieres and C. T. de Dominicis, *Phys. Rev.* **178**, 1097 (1969).
- ¹² R. J. Warburton, B. T. Miller, C. S. Dürr, C. Bödefeld, K. Karrai, J. P. Kotthaus, G. Medeiros-Ribeiro, P. M. Petroff, and S. Huant, *Phys. Rev. B* **58**, 16221 (1998).
- ¹³ A. M. Tsvelick and P. B. Wiegmann, *Adv. Phys.* **32**, 453 (1983).
- ¹⁴ T. A. Costi, A. C. Hewson, and V. Zlatic, *J. Phys. Condens. Matter* **6**, 2519 (1994).
- ¹⁵ D. C. Langreth, *Phys. Rev.* **150**, 516 (1966).
- ¹⁶ For our numerical calculations, we use $|\epsilon_c|, U_c \ll D$, but this is not an essential assumption to realize the Kondo effect, which can also occur for $U_c \gg D$, as long as $\langle \hat{n}_c \rangle \simeq 1$.
- ¹⁷ To obtain a continuous spectrum $\alpha_i(\omega)$, the δ -functions in Eq. (11), associated with the sum over discrete final states, have to be properly 'broadened', see Refs.^{14,25}.
- ¹⁸ T. A. Costi, P. Schmitteckert, J. Kroha, and P. Wölffe, *Phys. Rev. Lett.* **73**, 1275 (1994).
- ¹⁹ One might expect that the absorption and emission spectrum are related by the particle-hole symmetry. However, the Hamiltonian \mathcal{H}_0 , Eq. (2), has no particle-hole symmetry: The operators $J^+ \equiv c_\uparrow^\dagger c_\downarrow^\dagger$, $J^- = (J^+)^\dagger$ and $J_z = [J^+, J^-]$ form a SU(2) algebra, where $J_z = c_\uparrow^\dagger c_\uparrow + c_\downarrow^\dagger c_\downarrow$ is proportional to the charge operator and thus commutes with the Hamiltonian. Particle-hole symmetry exists if J^+ commutes with the Hamiltonian. In our case, however, $[\mathcal{H}_0, J^+] = (-2\epsilon_c - U_c + 2U_{\text{exc}} \sum_\sigma (1 - n_{v\sigma})) c_\uparrow^\dagger c_\downarrow^\dagger$. Thus the Hamiltonian can only be particle-hole symmetric for one particular choice of $n_{v\sigma}$, i. e. different blocks of \mathcal{H}_0 , see Eq. (12) cannot be particle-hole symmetric at the same time.
- ²⁰ The fact that the exponent depends only on the local charge of the QD is an artefact of the particle-hole symmetry in the WL. In general a sum over the charges in the WL will also contribute to the exponent.
- ²¹ K. D. Schotte and U. Schotte, *Phys. Rev.* **185**, 509 (1969).
- ²² J. J. Hopfield, *Comments Solid State Phys.* **2**, 40 (1969).
- ²³ T. A. Costi, J. Kroha, and P. Wölffe, *Phys. Rev. B* **53**, 1850 (1996).
- ²⁴ K. Karrai, private communications.
- ²⁵ R. Bulla, T. A. Costi, and D. Vollhardt, *Phys. Rev. B* **64**, 045103 (2001).