

# On practical applicability of the Jarzynski relation in statistical mechanics: a pedagogical example

Ronald C. Lua, Alexander Y. Grosberg  
Department of Physics, University of Minnesota  
116 Church Street SE, Minneapolis, MN 55455

March 23, 2024

## Abstract

We suggest and discuss a simple model of an ideal gas under the piston to gain an insight into the workings of the Jarzynski identity connecting the average exponential of the work over the non-equilibrium trajectories with the equilibrium free energy. We show that the Jarzynski identity is valid for our system due to the very rapid molecules belonging to the tail of the Maxwell distribution. For the most interesting extreme, when the system volume is large, while the piston is moving with large speed (compared to thermal velocity) for a very short time, the necessary number of independent experimental runs to obtain a reasonable approximation for the free energy from averaging the non-equilibrium work grows exponentially with the system size.

## 1 Introduction

The celebrated Jarzynski identity is perhaps the most recently discovered [1, 2] simple general formula in elementary statistical mechanics:

$$\langle e^{W/k_B T} \rangle = e^{-F/k_B T} \quad (1)$$

(see below about sign convention). The claim of this charming simple formula is as follows. Suppose we have an arbitrary system and let us consider two states of this system specified by parameters, say  $A_{\text{initial}}$  and  $A_{\text{final}}$ ; these could be volumes, magnetic fields, or just about anything else. If the system comes to thermodynamic equilibrium at  $A_{\text{initial}}$ , it has free energy  $F(A_{\text{initial}}) = F_{\text{initial}}$ ; if the system is equilibrated at  $A_{\text{final}}$ , its free energy is  $F(A_{\text{final}}) = F_{\text{final}}$ . The difference of these free energies is  $\Delta F = F_{\text{final}} - F_{\text{initial}}$ . According to elementary thermodynamics, if we drive the system from initial to final state by a reversible process, such that the system remains at equilibrium at every stage, then we have to perform work,  $W$ , which is equal the free energy change:  $W = \Delta F$ ; if, on the other hand, the process is not reversible, then the second law of thermodynamics tells us that  $W > \Delta F$ . We know, of course, that the second law of thermodynamics is of a statistical nature, and, therefore, from time to time, very infrequently, the fluctuations occur in which  $W < \Delta F$ . These fluctuations might be very rare, but with large  $W$  (strongly negative  $W$ ) their contribution to the average of  $e^{W/k_B T}$  might be significant. The Jarzynski formula (1) tells us precisely that: when all fluctuations, including those violating  $W > \Delta F$ , are taken into account, then the average of  $e^{W/k_B T}$  reduces to  $e^{-\Delta F/k_B T}$ .

It is worth repeating that  $W$  is the work performed by an external force on the system; in other words,  $W$  is the work performed by the system itself. We use this sign convention (perhaps somewhat non-standard) because it will make for positive  $W$  and save us some writing in interesting cases below.

The tempting use of this result is to circumvent in computer simulation or in real experiment the often painful stage of equilibrating the system. Instead, it should be possible to run the system many times without any worry

of the equilibrium, repeatedly measure the work,  $W$ , and still obtain the equilibrium information,  $F$  from the formula (1). The problem is that it requires exploration of all sorts of fluctuations along the way and measurement of the work  $W$  for every fluctuation.

There are already quite a number of works exploring various aspects of the Jarzynski formula. Papers [3, 4, 5] address mathematical foundations of the Jarzynski identity in the context of fundamental statistical mechanics. Some authors describe the Jarzynski identity in terms of 'transient violations of the second law of thermodynamics' [6]. There is a history of cases when such fluctuation effects were mentioned under the name of 'temporary violations of the second law' [7, 8], but many people feel that it is incorrect terminology to say that fluctuations violate the second law, even if temporarily. Here, we do not make any commitment to any terminology in this sense, and just say that the Jarzynski identity is based on proper exploration of a representative set of fluctuations. Various ways to apply the Jarzynski relation in computer simulations and in experiments are discussed in [6, 9, 10, 11, 12] (see also extensive literature cited in these works).

Nevertheless, we found that one aspect is missing in the current literature, namely, the pedagogical aspect. The Jarzynski formula appears so simple and so general that there ought to be a simple way to explain it and to gain an intuitive insight of it on a very elementary level. This motivated us to look for the simplest possible example in which the Jarzynski equation shows some non-trivial results. Since the conceptually simplest subject in statistical mechanics is undoubtedly the classical ideal gas, the goal of the present paper is to work out the application of the Jarzynski formula to the ideal gas. Of course, we shall find nothing really new in terms of factual results, but we hope for a good new insight.

## 2 Model and formulation of the seeming paradox

Consider some amount of ideal gas in a vessel under a piston. Everything is supposed to be in accord with elementary physics textbooks: ideal thermoisolation, mass-less piston moving without any friction, etc. Suppose initially the piston is some distance  $L$  from the bottom of the vessel, and that the gas temperature is  $T$ . Let us now move the piston by some distance  $L$  and stop it again, thus preparing the final state.

The following way of thinking seems quite logical from a physicist point of view. To make the situation dramatic, let us suppose that we move the piston at a very high speed, much faster than the speed of sound in the gas, or, in other words, much faster than the averaged thermal velocity of the molecules. Then we can roughly say that no molecules will be able to chase the piston while it is moving, no molecules will hit it, and there will be, therefore, no work. When the piston is stopped at the end, molecules start arriving, they do bombard the piston, but since the piston does not move at this stage, the work is still zero. This logic leads to the conclusion that in this case  $W = 0$ , implying  $e^{W/k_B T} = 1$ , while obviously  $F \neq 0$ , which seems to contradict the Jarzynski identity (1).

To resolve this paradox we have to remember about the tail of the Maxwell distribution: however large is the speed of a piston, there is still some probability of molecules moving fast enough to chase the piston and hit it while it is moving. This already suggests that the Jarzynski identity (1) has to do with the tails of the relevant distributions. To make this statement more precise, we shall compute the probability distribution of the work  $W$  for our elementary model. This is obviously much more than just computing the average involved in Jarzynski formula (1).

In order to make our article more pedagogical, we shall start with proving the very identity (1) for our specific system. We shall also relegate cumbersome calculations to the appendix.

## 3 Calculations

### 3.1 Average value of $e^{W/k_B T}$

Since we plan to consider an ideal gas, all molecules will contribute to both  $W$  and  $F$  independently. Therefore, we can imagine the Jarzynski formula (1) re-written as

$$\langle e^{W_1/k_B T} \rangle = e^{-F_1/k_B T} ; \quad (2)$$

where  $W_1$  and  $F_1$  are the work and the free energy change per one molecule. We see that for the ideal gas, quantities  $W_1$  and  $F_1$  satisfy the Jarzynski formula looking identical to (1). We, therefore, restrict ourselves for simplicity to the "ideal gas" of just one molecule, and also for simplicity we suppress the index 1 in writing  $W$  and  $F$ . Thus, we keep considering formula (1), but we think now about just one molecule in an ideal gas.

Furthermore, to simplify writing, we assume that the temperature is such that  $k_B T = 1$ , the mass of the molecule is  $m = 1$ , and the piston is moving during the time interval  $\tau = 1$ .

Figure 1 illustrates the system consisting of a thermally-isolated cylinder, a piston moving at speed  $v_p$ , and a single molecule initially at position  $x$  with velocity  $v$ . The molecule bounces off the walls elastically, so we are concerned only with the one-dimensional motion indicated. The space-time diagram depicts the trajectory of the piston and the trajectories for a molecule initially moving toward the piston (dashed lines) and for a molecule initially moving away from the piston (thinner dashed lines).

Let us focus on the work  $W$  done by the single molecule on the piston, in a time interval  $\tau = 1$ . The quantity  $e^W$  ( $k_B T = 1$ ) is to be averaged over the possible initial states  $(x;v)$  of the molecule drawn from a Maxwell-Boltzmann distribution. Therefore,

$$\langle e^W \rangle = \frac{\int_0^L dx \int_{-\infty}^{\infty} dv e^{W(x;v)} e^{-\frac{1}{2}v^2}}{\int_0^L dx \int_{-\infty}^{\infty} dv e^{-\frac{1}{2}v^2}} \quad (3)$$

where  $W(x;v)$  is the work done by the gas molecule given the initial coordinate  $(x;v)$  and time elapsed  $\tau$ . To compute this function  $W(x;v)$ , we first need to work out the collision times between the molecule and the piston and the work done after  $n$  collisions.

Let us first assume a positive initial velocity, in which the molecule can strike the piston first before hitting the left end of the cylinder. The time taken for the first collision with the piston is  $t_1 = \frac{L-x}{v-v_p}$ . After the collision, the velocity of the molecule relative to the piston gets reversed and the speed of the molecule gets diminished to  $v - 2v_p$  (assuming  $v > 2v_p$ ). The time taken for the second collision with the piston is given by  $t_2 = \frac{3L-x}{v-3v_p}$ . In general, for the  $n^{\text{th}}$  collision

$$t_n^+ = \frac{(2n-1)L-x}{v-(2n-1)v_p} \quad (4)$$

Similarly, for a molecule with a negative initial velocity,

$$t_n^- = \frac{(2n-1)L+x}{v-(2n-1)v_p} \quad (5)$$

These relations can be inverted to give conditions that should be satisfied by the speed of the molecule in order to result in exactly  $n$  collisions with the piston within a time interval  $\tau = 1$ . For positive initial velocities,

$$(2n-1)(L+v_p) - x < \tau v < (2n+1)(L+v_p) - x \quad (6)$$

For negative initial velocities,

$$(2n-1)(L+v_p) + x < \tau v < (2n+1)(L+v_p) + x \quad (7)$$

The work done by the piston on the molecule after one collision is the change in momentum of the molecule times the velocity of the piston,

$$w_1 = (v - 2v_p) v_p = 2(v - v_p)v_p \quad (8)$$

In general, the work done after  $n$  collisions is

$$w_n = -2v_p n + 2v_p^2 n^2 \quad (9)$$

Note that the work done can also be calculated from the change in kinetic energy after  $n$  collisions,

$$w_n = \frac{1}{2} (v - 2nv_p)^2 - \frac{1}{2} v^2 = -2nv_p v + 2n^2 v_p^2 \quad (10)$$

The work done by the molecule on the piston is positive for an expanding volume.

We are now facing the laborious task of calculating the integral in the numerator of formula (3). It is cumbersome, because it must include the summation over all possible numbers of bounces of our molecule from the piston. Note that a large number of bounces correspond to a very large initial velocity of the molecule, as it has to have time to chase the piston for  $n$  bounces, even though it loses momentum and gets slower at every bounce. The actual calculation is described in appendix A. Using the simplified result (30), the sought average is

$$\begin{aligned} \langle w \rangle &= \frac{\int_0^{L+v_p} dx \int_1^{R_1} dv e^{-v^2/2}}{\int_0^L dx \int_1^{R_1} dv e^{-v^2/2}} \\ &= \frac{L + v_p}{L} \end{aligned} \quad (11)$$

which can be recognized as the ratio of the partition functions at the final (after time  $\tau = 1$ ) and initial volumes at the initial temperature  $T = 1/k_B$ ,  $Z(L + v_p; T) = Z(L; T)$ . This expression is also identical to that obtained from the Jarzynski identity.

### 3.2 Probability distribution of the work $W$

The prescription for evaluating the distribution is

$$P(W) = \frac{1}{2L} \int_0^{L+v_p} dx \int_1^{R_1} dv e^{-v^2/2} \delta(W - w(x;v)) \quad (12)$$

The calculations are presented in detail in appendix B. With the expression (16) for  $n$ , the number of bounces, one can get rid of the summation over this number and the distribution function simplifies to,

$$P(W) = (W)P_0 + \frac{e^{-\frac{1}{2}nv_p + \frac{W}{2nv_p}}}{2nv_p} f(W) \quad (13)$$

Here,  $P_0$  is the probability to obtain vanishing work because the molecule is unable to chase the piston or hit it even once,

$$P_0 = \frac{1}{2L} \int_0^{L+v_p} dx \int_{(L+v_p)}^{R_1} dv e^{-(v-x)^2/2}; \quad (14)$$

and the function  $f(W)$ , which we call the overlap factor, can be formulated as follows (see also figure 2):

$$f(W) = \begin{cases} \frac{8}{(n-1)\frac{v_p}{2L} + 1 + \frac{W}{4nv_p L}} & \text{when } (n-1)(v_p + 2L) < \frac{W}{2nv_p} \\ 1 & \text{when } (n-1)(v_p + 2L) + 2L < \frac{W}{2nv_p} \\ \frac{(n+1)\frac{v_p}{2L} + 1 - \frac{W}{4nv_p L}}{(n+1)(v_p + 2L) + 2L + 2v_p} & \text{when } (n-1)(v_p + 2L) + 2L + 2v_p < \frac{W}{2nv_p} \end{cases} \quad (15)$$

Here, the integer  $n$  (which is the number of bounces by the molecule against the piston) is obtained in appendix B and is given by the formula

$$n = \left\lceil 1 + \frac{1}{1 + \frac{2W}{v_p(2L + v_p)}} \right\rceil \quad (16)$$

where  $[\cdot]$  means integer part of  $\cdot$ . For example, simple algebra indicates that as long as  $W < 4v_p(2L + v_p)$ , we have just one collision,  $n = 1$ . For the values of work  $W$  in the next interval,  $4v_p(2L + v_p) < W < 12v_p(2L + v_p)$ , we have  $n = 2$ , etc.

Thus, the probability distribution  $P(W)$  consists of a  $\delta$ -function peak at  $W = 0$  and a tail at positive  $W$ .

### 3.3 Limit of large volume and fast moving piston

As we said in the beginning, the most interesting case is when the piston moves fast, such that hardly any molecule can chase it and produce non-zero work. That means, the Jarzynski identity in this case relies exclusively on the far tail of the Maxwell distribution. Let us consider the probability distribution  $P(W)$  in this limit,  $v_p \gg 1$ .

It is reasonable to assume simultaneously that the volume is large enough, such that  $L \gg v_p$ . Since in more traditional units this condition reads  $L \gg v_p$ , it means that the piston moves fast, but for a very short time.

In this case, the distribution is dominated by the single bounce, that is,  $n = 1$ . Assuming  $n = 1$  and  $v_p \gg 1$ , we have

$$f(W)' = \begin{cases} \frac{W}{4v_p L} & \text{when } 0 < W < 4v_p L \\ 2 \frac{W}{4v_p L} & \text{when } 4v_p L < W < 8v_p L \end{cases} \quad (17)$$

which yields the probability distribution expression

$$P(W)' = (W)P_0 + \frac{e^{-\frac{1}{2}v_p + \frac{W}{2v_p}}}{2v_p} \frac{W}{4v_p L} : \quad (18)$$

valid at  $L \gg v_p$  and  $W < 4Lv_p$ . For the larger  $W$  tail of the distribution  $P(W)$ , we have to include the second line of eq. (17), and for even larger  $W$  also higher  $n$  values. Luckily, there is no need to do that, because the simple approximation (18) is good enough to capture the Jarzynski result. Although the Jarzynski identity involves  $\langle e^W \rangle$ , which includes integration over all values of  $W$ , the integral converges rapidly enough to yield the correct answer within the region of applicability of formula (18):

$$\begin{aligned} \langle e^W \rangle &= \int_{-1}^1 P(W) e^W dW = P_0 + \frac{1}{2v_p} \int_0^1 e^{\frac{1}{8v_p^2}(W - 2v_p^2)^2} \frac{W}{4v_p L} dW \\ &= \int_0^1 \frac{dx}{L} \frac{1}{2} \int_{-1}^1 dve^{-\frac{1}{2}(v-x)^2} + \\ &\quad \frac{1}{2v_p} \int_{-1}^1 e^{-\frac{1}{8v_p^2}(W - 2v_p^2)^2} \frac{2v_p^2}{4v_p L} dW \\ &= 1 + \frac{v_p}{L} : \end{aligned}$$

Here, we made approximations in both the  $P_0$  term, by extending the integral limits to  $(-1; 1)$ , and in the tail term, by setting the integral lower limit to  $-1$ . This way, we do recover the Jarzynski formula (11).

Let us also calculate the probability of obtaining non-zero work values (one or more collisions) as well as the average work done, i.e. the 0<sup>th</sup> (without the  $P_0$  term) and 1<sup>st</sup> moments of the distribution. Using expression (18), we have

$$P_{W > 0} = \int_0^1 P(W) dW = \frac{e^{v_p^2=2}}{4 \frac{1}{2} L v_p^2} \int_0^1 W e^{\frac{1}{2}W - \frac{1}{8v_p^2}W^2} dW \quad (19)$$

$$\langle W \rangle = \int_0^1 W P(W) dW = \frac{e^{v_p^2=2}}{4 \frac{1}{2} L v_p^2} \int_0^1 W^2 e^{\frac{1}{2}W - \frac{1}{8v_p^2}W^2} dW \quad (20)$$

For large  $v_p$ , we neglect the term  $W^2 = (8v_p^2)$  in the exponents upon integration, yielding

$$P_{W > 0} = \frac{1}{2Lv_p^2} e^{-v_p^2/2} \quad (21)$$

$$\langle HW \rangle = \frac{1}{2Lv_p^2} e^{-v_p^2/2} (4) = 4P_{W > 0} \quad (22)$$

To the same approximation, the probability to obtain zero work  $W$  is equal to

$$P_0 = 1 - \frac{1}{2Lv_p^2} e^{-v_p^2/2} \quad (23)$$

As one could have expected, these probabilities are governed by the tail of the Maxwell distribution.

### 3.4 Comparison with simulations

Measurements were made in computer simulations and compared with the results obtained in the previous sections. The conditions for the 'pulling' experiments were as follows: the 'pulling' time  $\tau = 1$ , the temperature was set to  $k_B T = 1$  (which sets the width of the gaussian distribution from which the initial velocities were selected), and the number of trials or iterations used per measured average was 100,000. The parameters that we varied were the piston velocity  $v_p$  and the initial piston length (or volume)  $L$ .

Figures 3 and 4 present the distribution of probabilities  $P(W)dW$  for two different sets of piston velocities and piston lengths. In the first case, the piston velocity was set to  $v_p = 0.01$  and in the second case was set to  $v_p = 1$ . The effect of the overlap factor is evident in the former case of a slower moving piston.

Figure 5 presents data for the average  $\langle HW \rangle = k_B T$ . The Jarzynski identity predicts that this average should be  $(1 + v_p L) = 2$ .

Figure 6 presents data for the average work done. The expression corresponding to a free energy change at constant temperature  $T$ , namely  $\ln(1 + v_p L) = \ln h e^{\langle HW \rangle}$ , is plotted, as well as the expression for the average work done (22) for large  $v_p$  ( $v_p \gg 1$ ). As the velocity  $v_p$  increases, the average work done is seen to shift from one regime (in which  $\langle HW \rangle = F$ ) to another (in which  $\langle HW \rangle < F$ ). If we take  $\langle HW \rangle - F = W_{\text{dis}}$  as some measure of 'dissipation', then it is also seen that this quantity increases as  $v_p$  increases, although the difference is not much more than  $k_B T$ .

In figure 7 the expression for the probability of obtaining non-zero work values in the high velocity limit is compared with the fraction of trials in which a collision occurred between molecule and piston. Due to the rarity of collisions (and dominance of single collisions) in the range of velocities tested ( $v_p = 1; 1.5; 2; 2.5; 3$ ,  $L = 1$ ), the fraction of trials with collisions is identical to the average number of collisions.

## 4 Discussion and conclusion

Let us look closer at our main results obtained in section 3.3. One question to ask is this: how many times should one perform the experiment of moving the piston in order to get a reasonable estimate of the average  $\langle HW \rangle$ ? At the very least, in order to get the non-zero answer for the free energy difference from Jarzynski formula (1), one has to get at least one case of non-zero work. For this, one has to perform about  $1/P_{W > 0}$  experiments, which is already a very large number at  $v_p = 1$ . In fact, as our calculations show, in order to recover the Jarzynski identity, we have to continue integration into the region where  $W$  is as large as about  $Lv_p$ . In practical terms, this means, we have to perform as many runs on the system as to get at least a few realizations with the work of this order. According to the formula (18), the corresponding probability is roughly proportional to  $e^{-2L^2}$ . In other words, this requires about  $e^{+2L^2}$  runs. Restoring the more traditional notations with  $k_B T$  and  $\tau$ , we estimate the necessary number of runs (or trials) as  $\exp m L^2 = e^{2k_B T \tau}$ . Clearly, this is a very large number.

In practical terms, one may also want to know if the use of the Jarzynski identity is useful. At first glance, it seems extremely useful: one apparently does not have to equilibrate the system and by doing purely non-equilibrium measurements, one nevertheless recovers the equilibrium free energy. Our example suggests that the situation might be a little more tricky. Indeed, to do equilibrium measurements, one has to proceed very slowly, to keep the system close to equilibrium all the time; for this,  $\tau$  has to be larger than the system relaxation time, which grows with the system size  $L$  (in our dimensionless variables, this corresponds to the limit  $v_p \rightarrow L \rightarrow 1$ ). But, on the other hand, if one proceeds very rapidly, then one has to perform exponentially many experiments in order to catch the exponentially rare but decisively important fluctuations. This consideration suggests that there might be some optimal strategy. For the ideal gas model, such optimal strategy is most likely the (classical) slow ‘equilibrium’ experiment, because the time for such an experiment grows only linearly with  $L$ , while the time for a ‘fast’ experiment is exponential. For other systems, the optimal strategy might be intermediate between one very slow experiment and very many rapid ones. Unfortunately, it is clear that such optimal strategy is highly sensitive to the particularities of the system in question. Our model, which is an ideal gas, is a system with a flat energy landscape. For other energy landscapes one may wonder about the trajectories visiting various valleys. Unfortunately, the knowledge of these valleys is exactly what one wants to learn from making measurements of equilibrium free energies. In any case, the insight we can gain from our primitive model is that rapid non-equilibrium measurements are not automatically advantageous.

To conclude, we have presented a very naive simple model to look at the Jarzynski identity. We do recover the identity for our model, and we are able to demonstrate that its validity relies on the far tail of the Maxwell distribution, in the sense that the dominant contribution is provided by the very rapidly moving molecules. We are also able to estimate how many independent experimental runs are necessary to obtain the equilibrium free energy from the Jarzynski identity with a reasonable accuracy, this necessary number of trials appears exponential in the system size.

## Acknowledgments

Present work was initiated by the discussion during the Conference on Statistical Physics of Macromolecules in Santa Fe in May of 2004, where one of the authors (AYG) formulated the ideal gas model studied here. AYG acknowledges all participants of that discussion, particularly D Nelson, who pointed to the possible role of the tails of the Maxwell distribution in the resolution of the paradox. Computations for the present work were performed using Minnesota Supercomputing Institute facilities. This work was supported in part by the MRSEC Program of the National Science Foundation under Award Number DMR-0212302.

We are glad to present this paper to the journal honoring David Chandler and his penetrating insight into the underlying simplicity of complex physics.

## Computing the numerator in Equation 3

Using the expression for the work done in  $n$  collisions (10) and in view of the inequalities (6) and (7) developed in section 3.1, we have

$$\begin{aligned}
 I &= \int_0^L dx \int_{-\infty}^{\infty} dv e^{-\frac{1}{2}v^2} e^{-\beta W_n(x;v)} \\
 &= \int_0^L dx \sum_{n=1}^{\infty} \int_{-\infty}^{\infty} dv e^{-\frac{1}{2}v^2} e^{-\beta(2vv_p n + 2v_p^2 n^2)} + \\
 &\quad \int_0^L dx \sum_{n=1}^{\infty} \int_{-\infty}^{\infty} dv e^{-\frac{1}{2}v^2} e^{-\beta(2vv_p n + 2v_p^2 n^2)} +
 \end{aligned}$$

$$\begin{aligned}
& \int_0^L dx \int_{(L+v_p)x}^{(L+v_p)x+1} dv e^{-\frac{1}{2}v^2} e^0 \\
& = \int_0^L dx \sum_{n=1}^{\infty} \left( \int_{(2n+1)(L+v_p)x}^{(L+v_p)x} dv e^{-\frac{1}{2}(v-2v_p n)^2} + \right. \\
& \quad \left. \int_{(2n+1)(L+v_p)x}^{(2n+1)(L+v_p)x+1} dv e^{-\frac{1}{2}(v-2v_p n)^2} + \right. \\
& \quad \left. \int_{(2n+1)(L+v_p)x}^{(2n+1)(L+v_p)x+1} dv e^{-\frac{1}{2}v^2} \right)
\end{aligned}$$

Employing a change of variable,  $v^0 = v - 2nv_p$ ,

$$\begin{aligned}
I & = \int_0^L dx \sum_{n=1}^{\infty} \left( \int_{(2n+1)L+x+v_p}^{(L+v_p)x+v_p} dv^0 e^{-\frac{1}{2}v^{02}} + \right. \\
& \quad \left. \int_{(2n+1)L+x+v_p}^{(2n+1)L+x+v_p+1} dv^0 e^{-\frac{1}{2}v^{02}} + \right. \\
& \quad \left. \int_0^{(2n+1)L+x+v_p} dv e^{-\frac{1}{2}v^2} \right)
\end{aligned}$$

(24)

If  $v_p$  is zero or absent, the separate integrals could be coalesced into a single integral of a gaussian from  $-1$  to  $1$  and the result is trivial (identical to the denominator in the average). Therefore, let us separate the 'excess' from the trivial result,

$$\begin{aligned}
I & = \int_0^L dx \int_1^{x+1} dv e^{-\frac{1}{2}v^2} + \\
& \quad \sum_{n=1}^{\infty} \left( \int_{(2n+1)L+x+v_p}^{(L+v_p)x+v_p} dv + \int_{(2n+1)L+x}^{(2n+1)L+x+v_p} dv + \right. \\
& \quad \left. \int_{(2n+1)L+x+v_p}^{(2n+1)L+x+v_p+1} dv + \int_{(2n+1)L+x}^{(2n+1)L+x+v_p} dv e^{-\frac{1}{2}v^2} + \right. \\
& \quad \left. \int_{L+x}^{(2n+1)L+x+v_p} dv + \int_{L+x}^{(2n+1)L+x+v_p} dv e^{-\frac{1}{2}v^2} \right)
\end{aligned}$$

The first, third, fifth and sixth integrals after the summation symbol (those with upper limits  $x+1+v_p$ ) can be combined after making the change of variables,  $x^0 = (2n+1)L+x$ ,  $x^0 = (2n+1)L+x$ ,  $x^0 = L+x$ ,  $x^0 = L+x$ , yielding

$$I_1 = \int_0^1 dx^0 \int_{x^0}^{x^0+v_p} dv e^{-\frac{1}{2}v^2} \quad (25)$$

Combining the second and fourth integrals after the summation symbol (those with lower limits  $x-v_p$ ) in a similar way, after the change of variables  $x^0 = (2n+1)L+x$ ,  $x^0 = (2n+1)L+x$ , the result is

$$I_2 = \int_0^1 dx^0 \int_{x^0-v_p}^{x^0} dv e^{-\frac{1}{2}v^2} \quad (26)$$



Performing yet another change of variables,  $v^0 = v - x^0$ ,

$$I_1 = \int_0^{Z_1} dx^0 \int_{v_p}^{Z_{v_p}} dv^0 e^{-\frac{1}{2}(v^0 + x^0)^2} \quad (27)$$

$$I_2 = \int_0^{Z_1} dx^0 \int_0^{Z_0} dv^0 e^{-\frac{1}{2}(v^0 + x^0)^2} \quad (28)$$

(Notice that the series of variable substitutions effectively exchanged the infinite limits associated with  $v$  with the infinite limits associated with  $x$ .) After performing the change of variable for  $I_2$ ,  $v^0 = -v^0$ , and combining the two integrals,

$$\begin{aligned} I_1 + I_2 &= \int_0^{Z_1} dx^0 \int_{v_p}^{Z_{v_p}} dv^0 e^{-\frac{1}{2}(x^0 + v^0)^2} + \\ &\quad \int_0^{Z_1} dx^0 \int_{v_p}^{Z_{v_p}} dv^0 e^{-\frac{1}{2}(x^0 - v^0)^2} \\ &= \int_0^{Z_{v_p}} dv^0 \int_1^{Z_1} dx^0 e^{-\frac{1}{2}(x^0 - v^0)^2} \end{aligned}$$

Exchanging the "roles" of  $x^0$  and  $v^0$ , i.e. letting  $v = x^0$  and  $x = v^0$ ,

$$I_1 + I_2 = \int_0^{Z_{v_p}} dv \int_1^{Z_1} dx e^{-\frac{1}{2}v^2} \quad (29)$$

Using this simplified result, the numerator in the average becomes

$$\begin{aligned} I &= \int_0^{Z_L} dx \int_1^{Z_1} dv e^{-\frac{1}{2}v^2} + \int_{v_p}^{Z_{v_p}} dx \int_1^{Z_1} dv e^{-\frac{1}{2}v^2} \\ &= \int_0^{Z_L + v_p} dx \int_1^{Z_1} dv e^{-\frac{1}{2}v^2} \end{aligned} \quad (30)$$

## B Computing the probability distribution $P(W)$ , Eq. (12)

The inequalities (6) and (7) developed in section 3.1 lead to the following partition of the integral

$$\begin{aligned} P(W) &= \frac{1}{2L} \int_0^{Z_L} dx \sum_{n=1}^{\infty} \int_{(2n-1)(L+v_p)-x}^{(2n+1)(L+v_p)-x} dv e^{-v^2/2} \quad W > (2v_p n - 2v_p^2 n^2) + \\ &\quad \frac{1}{2L} \int_0^{Z_L} dx \sum_{n=1}^{\infty} \int_{(2n-1)(L+v_p)+x}^{(2n+1)(L+v_p)+x} dv e^{-v^2/2} \quad W < (2v_p n - 2v_p^2 n^2) + \\ &\quad \frac{1}{2L} \int_0^{Z_L} dx \int_{(L+v_p)-x}^{(L+v_p)+x} dv e^{-v^2/2} \quad (W = 0) \end{aligned}$$

Call the first term  $I_1$  and the second term  $I_2$  (the third term is 'trivial'). Performing a change of variable to remove  $x$  from the limits, integrating over  $x$  and taking advantage of the delta function results in

$$I_1 = \sum_{n=1}^{\infty} \frac{e^{-\frac{1}{2}(nv_p + \frac{W}{2nv_p})^2}}{2nv_p} \frac{1}{2L} \text{foverlap between}$$

$$nv_p + \frac{W}{2nv_p}; nv_p + \frac{W}{2nv_p} + L$$

and  $[(2n-1)(L + \frac{W}{2nv_p}); (2n+1)(L + \frac{W}{2nv_p})]g$

and similarly for  $I_2$ ,

$$I_2 = \sum_{n=1}^{\infty} \frac{e^{-\frac{1}{2} \left( nv_p + \frac{W}{2nv_p} \right)^2}}{P \frac{W}{2nv_p}} \frac{1}{2L} \text{ foverlap between}$$

$$nv_p + \frac{W}{2nv_p} - L; nv_p + \frac{W}{2nv_p}$$

and  $[(2n-1)(L + \frac{W}{2nv_p}); (2n+1)(L + \frac{W}{2nv_p})]g$

$I_1$  and  $I_2$  can be combined as follows,

$$I_1 + I_2 = \sum_{n=1}^{\infty} \frac{e^{-\frac{1}{2} \left( nv_p + \frac{W}{2nv_p} \right)^2}}{P \frac{W}{2nv_p}} \frac{1}{2L} \text{ foverlap between}$$

$$nv_p + \frac{W}{2nv_p} - L; nv_p + \frac{W}{2nv_p} + L$$

and  $[(2n-1)(L + \frac{W}{2nv_p}); (2n+1)(L + \frac{W}{2nv_p})]g$

$$= \sum_{n=1}^{\infty} \frac{e^{-\frac{1}{2} \left( nv_p + \frac{W}{2nv_p} \right)^2}}{P \frac{W}{2nv_p}} f(n; W)$$

where the overlap factor  $f$  satisfies  $0 \leq f \leq 1$ , since the range of the smaller interval is at most  $2L$ .  $f$  is also zero for negative  $W$ , or positive work values  $-W$  done by the piston.

The conditions that must be satisfied by  $W$  in order for the overlap associated with integer  $n$  to occur are

$$2nv_p (2(n-1)L + (n-1)g) < W < 2nv_p (2(n+1)L + (n+1)g) \quad (31)$$

Notice that the left boundary of the interval is a function of  $n(n-1)$ , while the right interval is a function of  $n(n+1)$ . Therefore the right boundary can be transformed into the left-boundary by making the replacement  $n \rightarrow n+1$ . This implies that the intervals (31) are contiguous and nonoverlapping and that at most one term in the summation in  $P(W)$  survives. One can solve for the integer  $n$  by taking the integer part (or floor function) of a solution to a quadratic equation,

$$W > 2nv_p (2(n+1)L + (n+1)g) \quad (32)$$

which results in formula (16) in the main text.

## References

- [1] Jarzynski, C. Phys. Rev. Lett. 1997, 78, 2690.
- [2] Jarzynski, C. Phys. Rev. E 1997, 56, 5018.
- [3] Crooks, G. E. Phys. Rev. E 2000, 61, 2361.
- [4] Kurchan, J. J. Phys. A (Math. Gen.) 1998, 31, 3719.
- [5] Maes, C. Poincaré Seminar 2003, 2, 29.
- [6] Ritort, R. Poincaré Seminar 2003, 2, 63.

- [7] Evans, D . J.; Cohen, E . G . D .; Morriss, G . P . Phys. Rev. Lett. 1993, 71, 2401.
- [8] Wang, G . M .; Sevick, E . M .; Mittag, E .; Searles, D . J.; Evans, D . J. Phys. Rev. Lett. 2002, 89, 050601.
- [9] Hummer, G .; Szabo A . Proc. Natl. Acad. Sci. U . S . A . 2001, 98, 3658.
- [10] Liphardt, J.; Dumont, S.; Smith, S B.; Tinoco Jr., I.; Bustamante, C . Science 2002, 296, 1832.
- [11] Seifert, U . J. Phys. A : Math. Gen. 2004, 37 no. 42, L517-L521.
- [12] Braun, O .; Hanke, A .; Seifert, U . Phys. Rev. Lett. 2004, 93, 158105.

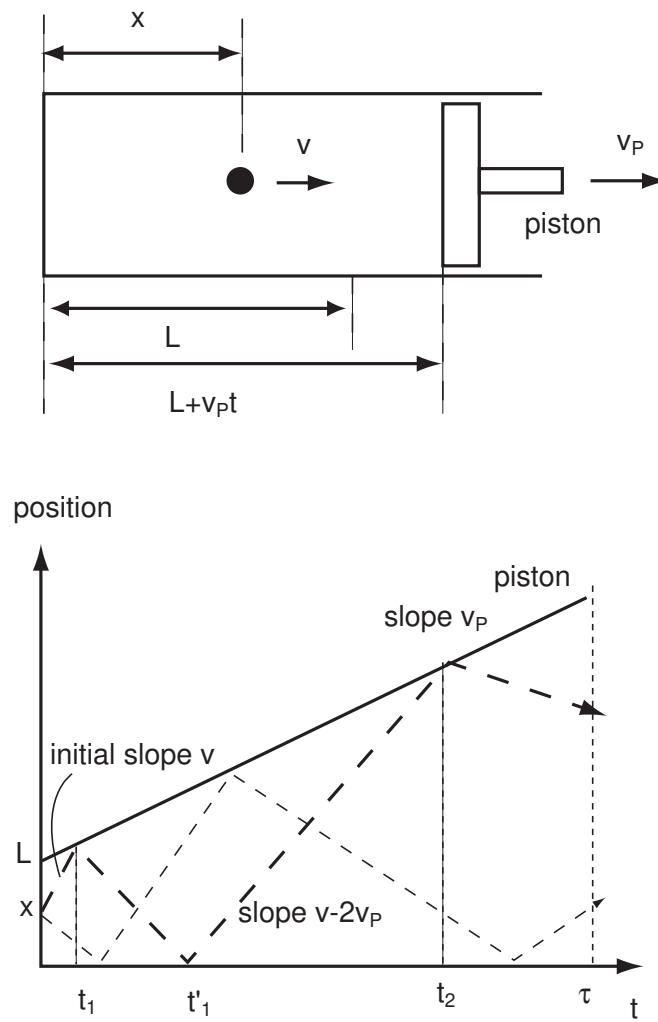


Figure 1: System and space-time diagram . Solid line –piston trajectory; Thick dashed line –molecule trajectory with positive initial velocity; Thin dashed line –molecule with negative initial velocity.

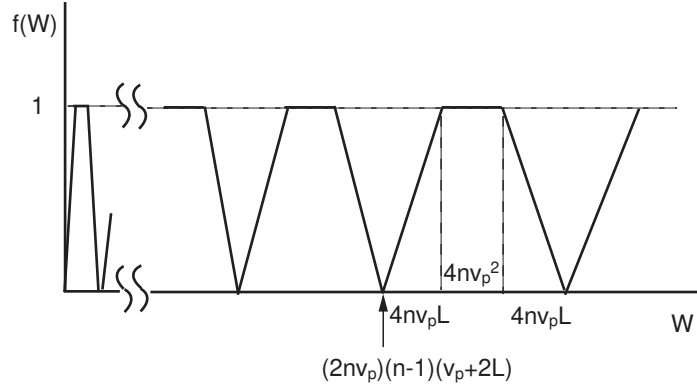


Figure 2: The structure of the overlap factor  $f(W)$ , which modulates the exponential in the distribution function. This factor becomes a rapidly oscillating function in the limit of small piston velocities.

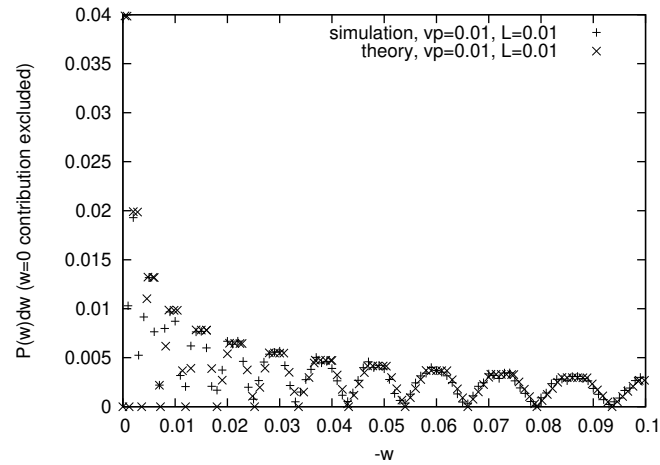


Figure 3: Simulation results (pluses +) together with theoretical calculation (expression (13), crosses x) for the work distribution. For each trial run, the cylinder volume was doubled ( $v_p = 0.01$ ,  $\beta = 1$ ,  $L = 0.01$ ). The bin width used was  $\Delta w = k_B T/1000 = 1/1000$ . The average number of collisions between molecule and piston was about 20.

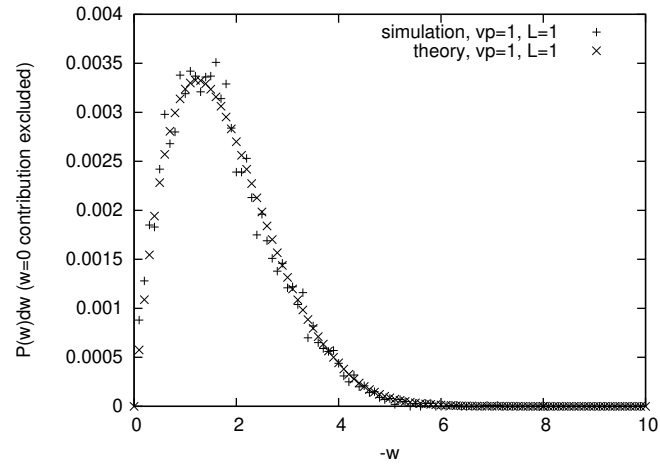


Figure 4: Simulation results (pluses +) together with theoretical calculation (crosses x) for the work distribution. For each trial run, the cylinder volume was doubled ( $v_p = 1$ ,  $\beta = 1$ ,  $L = 1$ ). The bin width used was  $\Delta w = k_B T = 10^{-1} = 10^{-1}$ . The average number of collisions between molecule and piston was low, about 0.08.

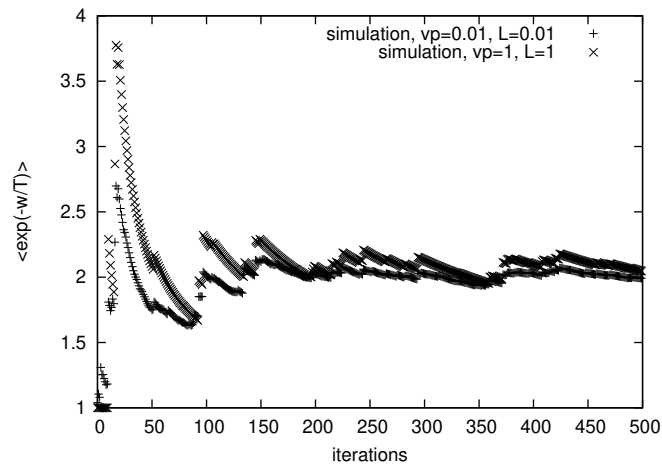


Figure 5: Evolution of the average of  $\exp(-w/T)$  with the number of trials.

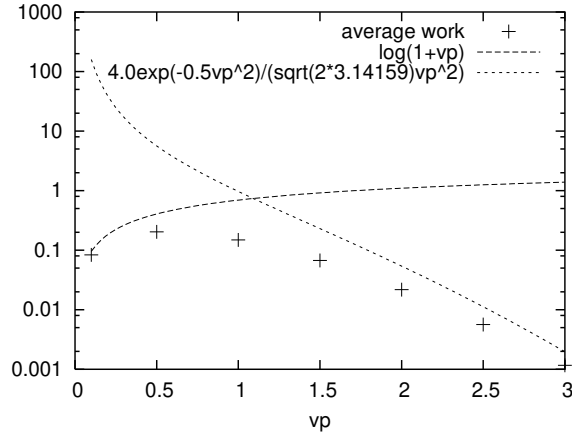


Figure 6: Plot of measurements of the work done (pluses +) together with the expression  $\ln(1 + v_p/L)$  (i.e.  $\langle F \rangle$ , with  $\beta = 1$  and  $L = 1$ ) and the expression for the average work done for large  $v_p$  (22).

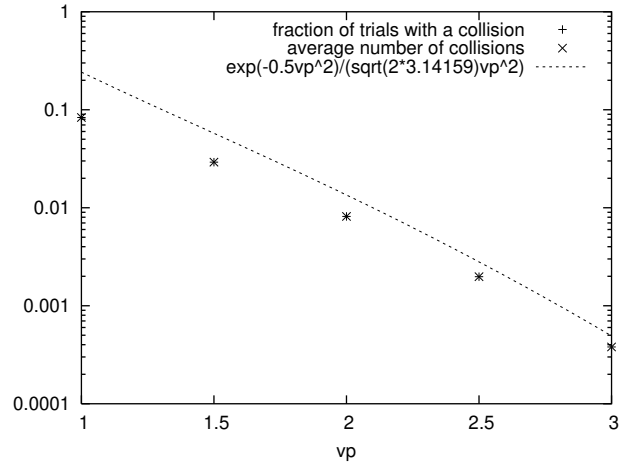


Figure 7: Plot of the expression (21) (line), the fraction of trials with a collision (pluses +) and the average number of collisions (crosses x). The latter two coincided.