

# High dimensional random Apollonian networks

Zhongzhi Zhang      Lili Rong

*Institute of System Engineering, Dalian University of Technology  
2 Ling Gong Rd., Dalian 116023, Liaoning, China*

Francesc Comellas \*

*Dep. de Matemàtica Aplicada IV, EPSC, Universitat Politècnica de Catalunya  
Av. Canal Olímpic s/n, 08860 Castelldefels, Barcelona, Catalonia, Spain*

---

## Abstract

We propose a simple algorithm which produces a new category of networks, high dimensional random Apollonian networks, with small-world and scale-free characteristics. We derive analytical expressions for their degree distributions and clustering coefficients which are determined by the dimension of the network. The values obtained for these parameters are in good agreement with simulation results and comparable to those coming from real networks. We estimate also analytically that the average path length of the networks increases at most logarithmically with the number of vertices.

*Key words:* Complex networks, Scale-free networks, Small-world networks, Disordered systems, Networks

*PACS:* 89.75.Da, 89.75.Fb, 89.75.Hc

---

## 1 Introduction

Since the pioneering papers by Watts and Strogatz on small-world networks [1] and Barabási and Albert on scale-free networks [2], complex networks have received considerable attention as an interdisciplinary subject [3,4,5]. Complex

---

\* Corresponding author. Tel. +34-93-4137072.

*Email addresses:* xinjizzz@sina.com (Zhongzhi Zhang),  
llrong@dlut.edu.cn (Lili Rong), comellas@mat.upc.es (Francesc Comellas).

networks describe many systems in nature and society, such as Internet [6], World Wide Web [7], metabolic networks [8], protein networks in the cell [9], co-author networks [10] and sexual networks [11], most of which share three apparent features: power-law degree distribution, small average path length (APL) and high clustering coefficient. In recent years, many evolving models [3,4,5] have been proposed to describe real-life networks. The original BA model [2,12] captures the two main mechanisms responsible for the power-law degree distribution of degrees, namely growth and preferential attachment. Dorogovtsev, Mendes, and Samukhin [13] gave an exact solution for a class of growing network models thanks to the use of a “master-equation”. Krapivsky, Redner, and Leyvraz [14] examined the effect of a nonlinear preferential attachment on network dynamics and topology. Amaral et al. [15] studied models that incorporate aging and cost and capacity constraints in order to explain the deviations from the power-law behavior in several real-life networks. Dorogovtsev and Mendes [16] also addressed the evolution of networks with aging of sites. Bianconi and Barabási [17] offered a model addressing the competitive aspect in many real networks such as World Wide Web. Additionally, in real systems a series of microscopic events shape the network evolution, including the addition or rewiring of new edges or the removal of vertices or edges. Albert and Barabási [18] discussed a model that incorporates new edges between existing vertices and the rewiring of edges. Dorogovtsev and Mendes [19] considered a class of undirected models in which new edges are added between old vertices and existing edges can be removed. Although it is now established that preferential attachment can explain the power-law characteristic of networks, there is a wide range of microscopic alternative mechanisms that could affect the evolution of growing networks and still lead to the observed scale-free topologies. Kleinberg et al. [20] and Kumar et al. [21,22] proposed copying mechanisms motivated by the desire to explain the power-law degree distribution of the World Wide Web. Chung et al. [23] introduced also a duplication model for biological networks. Krapivsky and Render [24] presented edge redirection mechanisms which are mathematically equivalent to the model of Kumar et al [21,22]. Inspired by citation networks Vázquez proposed in [25] the walking mechanism. Actually scale-free networks can be created by various methods. Comellas, Fertin and Raspaud [26] introduced a category of graphs via a recursive construction. Specific recursive and general scale-free constructions are given also in [12,27,28,29,30] and scale-free trees (without clustering) in [31]. Zhou et al. construct in [32] an integer network using a pure mathematical method.

In relation to the problem of Apollonian packing, a two-dimensional example of which is shown in Fig. 1, Andrade et al. introduced Apollonian networks [33] which were also proposed by Doye and Massen in [34]. It should be pointed out that high-dimensional Apollonian networks were already introduced in [34], but in this work the emphasis is placed on two-dimensional Apollonian networks and to provide a model to help understanding the energy landscape

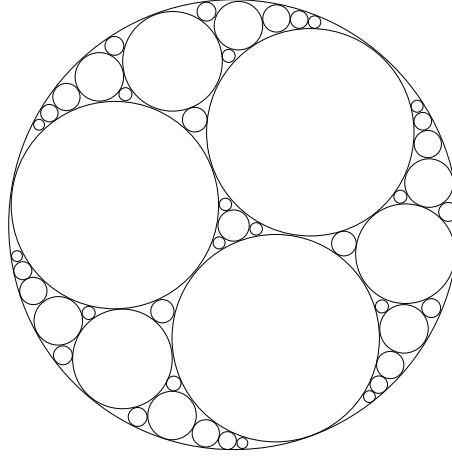


Fig. 1. An Apollonian packing of disks within a circle.

networks. Zhang et al. in [35] offer a simple general algorithm producing high-dimensional Apollonian networks and derive in detail analytical expressions for their order, size, degree distribution, clustering coefficient and diameter. Inspired also by the Apollonian packing, Zhou et al. [36] proposed a simple rule that generates random two-dimensional Apollonian networks with very large clustering coefficient and very small APL.

In this paper, motivated by high-dimensional Apollonian packings, we present a simple iterative algorithm for high-dimensional random Apollonian networks (HDRAN) which extends the idea introduced in [36] for dimension two to any dimension. The algorithm can concretize the problems of abstract high-dimensional random Apollonian packings. Using the algorithm we determine relevant characteristics of HDRAN: scale-free degree distribution and large clustering coefficient which depend on the dimension of the Apollonian packing. Based on the algorithm, we estimate also that the average path length of the networks increases logarithmically with the number of vertices. Therefore, these networks (HDRAN) have a small-world scale-free topology.

## 2 The construction of high-dimensional random Apollonian networks

The name of Apollonian packings goes back to Apollonius of Perga (c. 262 BC– c. 190 BC) who studied the problem of finding tangent circles to any three given circles. When the initial three circles are mutually tangent, there exist only two of such tangent circles, known as Apollonian circles or Soddy inner and outer circles. Frederick Soddy [37], Nobel Prize for Chemistry in 1921, published in *Nature* a poem describing the equation which relates the radii of the circles and is now known as the “Kissing Circles Theorem”. This result, however, had been previously given by René Descartes in 1643 and

rediscovered in 1842 by the mathematician Phillip Beecroftan. A generalization to  $n$ -dimensional hyperspheres, also as a poem, was published as well in Nature by Thorold Gosset [38] and reads:

*And let us not confine our cares  
To simple circles, planes and spheres,  
But rise to hyper flats and bends  
Where kissing multiple appears,  
In  $n$ -ic space the kissing pairs  
Are hyperspheres, and Truth declares -  
As  $n + 2$  such osculate  
Each with an  $n + 1$  fold mate  
The square of the sum of all the bends  
Is  $n$  times the sum of their squares.*

In the procedure known as *Apollonian packing* or *Apollonian gasket*, we start with three mutually tangent circles, and draw their inner Soddy circles. Then we draw the inner Soddy circles of this circle with each pair of the original three, and the process is iterated, see Fig.1. This Apollonian packing can be used to design a network, where each circle is associated to a vertex of the network and vertices are connected if the corresponding circles are tangent. We call this network a two-dimensional Apollonian network [33,34].

In a similar way, it is possible to construct higher dimensional ( $d$ -dimensional  $d \geq 2$ ) Apollonian networks associated with other self-similar packings. We start with  $d+1$  mutually tangent  $d$ -dimensional hyperspheres ( $d$ -hyperspheres) in a  $d$ -dimensional simplex which is enclosed and tangent to a larger hypersphere, the interstices of which are curvilinear  $d$ -dimensional simplices ( $d$ -simplices). In the first iteration, and inside each of the interstices, we add  $d$ -hyperspheres tangent to each of the  $d + 1$   $d$ -hyperspheres bounding the curvilinear  $d$ -simplex. The added hyperspheres will not fill the interstice and each produces  $d + 1$  smaller interstices. Then, in the second iteration,  $d + 1$   $d$ -hyperspheres are added inside all of the  $d + 1$  new interstices, being again tangent to the enclosing  $d$ -hyperspheres. The process is repeated iteratively obtaining the high-dimensional Apollonian packing. If each  $d$ -hypersphere corresponds to a vertex and vertices are connected by an edge if the corresponding  $d$ -hyperspheres are tangent, then we obtain a  $d$ -dimensional Apollonian network.

In the above  $d$ -dimensional Apollonian packings, if we add only one  $d$ -hypersphere inside a randomly selected interstice in every iteration, after a certain number of iterations we have a high-dimensional random Apollonian packing. Analogously, if each  $d$ -hypersphere corresponds to a vertex and vertices are connected by an edge if the corresponding  $d$ -hyperspheres are tangent, then one obtains  $d$ -dimensional random Apollonian networks. In [36] it is discussed the special case  $d = 2$ . Here we will consider the general case. It should be noted

that we consider the initial bounding  $d$ -hypersphere at the same level as the other  $d + 1$  initial  $d$ -hyperspheres.

### 3 The iterative algorithm for high-dimensional random Apollonian networks

In the iterative process for the construction of HDRAN, at each step and for each new hypersphere added,  $d + 1$  new interstices are created in the packing, that will be filled in one of the following iterations. Equivalently, for each new vertex added,  $d + 1$  new  $d$ -simplices are created in the network, into which vertices will be inserted in one of the following iterations. According to this process, we introduce a general iterative algorithm for HDRAN. We denote the  $d$ -dimensional random Apollonian network after  $t$  iterations by  $A(d, t)$ ,  $d \geq 2$ . Before introducing the algorithm we give the following definition. A complete graph  $K_d$  (also referred in the literature as  $d$ -clique; see [40]) is a graph without loops whose  $d$  vertices are pairwise adjacent. Then the  $d$ -dimensional random Apollonian network  $A(d, t)$  is constructed as follows. Initially ( $t = 0$ ),  $A(d, 0)$  is the complete graph  $K_{d+2}$  or  $(d + 2)$ -clique. At each step, we choose an existing subgraph isomorphic to a  $(d + 1)$ -clique *that has never been selected before*, then we add a new vertex and join it to all the vertices of the selected subgraph. The growing process is repeated until the network reaches the desired size. Note that when  $d = 2$ , our model gives the maximal planar network of [39]. Furthermore, since the network size is incremented by one with each step, in this paper, we use the step value  $t$  to represent a vertex created at this step. We can see easily that at step  $t$ , the network consists of  $N = t + d + 2$  vertices. The total degree equals  $(d + 1)(2t + d + 2)$ . So, when  $t$  is large the average vertex degree at step  $t$  is equal approximately to a constant value  $2(d + 1)$ , which shows that the network  $A(d, t)$  is sparse like many real-life networks [3,4,5].

### 4 Relevant characteristics of high-dimensional random Apollonian networks

In this section we show that the dimension  $d$  is a tunable parameter which controls the relevant characteristics of a high dimensional random Apollonian network  $A(d, t)$ .

#### 4.1 Degree distribution

The degree distribution is one of the most important statistical characteristics of a network. We use the mean-field method [3,41] to predict the growth dynamics of the individual vertices, and calculate analytically the connectivity distribution  $P(k)$  and the scaling exponents. Note that, after a new vertex is added, the number of  $(d+1)$ -cliques that can be chosen in the following step increases by  $d$ . Therefore, we can immediately see that after  $t$  steps, the number of  $(d+1)$ -cliques ready for selection are  $dt + d + 2$ . Given a vertex, when its degree increases by one, the number of  $(d+1)$ -cliques that contain the vertex increases by  $d-1$ , so the number of  $(d+1)$ -cliques for selection containing the vertex  $i$  with degree  $k_i$  is  $(d-1)k_i - d^2 + d + 2$ . If we consider  $k$  continuous, we can write for a vertex  $i$

$$\frac{\partial k_i}{\partial t} = \frac{(d-1)k_i - d^2 + d + 2}{dt + d + 2} \quad (1)$$

The solution of this equation, with the initial condition that vertex  $i$  was added to the network at  $t_i$  with connectivity  $k_i(t_i) = d + 1$ , is

$$k_i(t) = \frac{d^2 - d - 2}{d - 1} + \frac{d + 1}{d - 1} \left( \frac{dt + d + 2}{dt_i + d + 2} \right)^{\frac{d-1}{d}} \quad (2)$$

The probability that a vertex has a connectivity  $k_i(t)$  smaller than  $k$ ,  $P(k_i(t) < k)$ , is

$$P(k_i(t) < k) = P \left( t_i > \frac{(dt + d + 2) \left( \frac{d+1}{d-1} \right)^{\frac{d}{d-1}} - \frac{d+2}{d}}{d \left( k - \frac{d^2-d-2}{d-1} \right)^{\frac{d}{d-1}}} \right) \quad (3)$$

Assuming that we add the vertices to the network at equal intervals, the probability density of  $t_i$  is

$$P_i(t_i) = \frac{1}{d + 2 + t} \quad (4)$$

Substituting this into Eq. (3) we obtain that

$$P \left( t_i > \frac{(dt + d + 2) \left( \frac{d+1}{d-1} \right)^{\frac{d}{d-1}} - \frac{d+2}{d}}{d \left( k - \frac{d^2-d-2}{d-1} \right)^{\frac{d}{d-1}}} \right) = \quad (5)$$

$$\begin{aligned}
&= 1 - P \left( t_i \leq \frac{(dt + d + 2) \left( \frac{d+1}{d-1} \right)^{\frac{d}{d-1}}}{d \left( k - \frac{d^2-d-2}{d-1} \right)^{\frac{d}{d-1}}} - \frac{d+2}{d} \right) = \\
&= 1 - \frac{(dt + d + 2) \left( \frac{d+1}{d-1} \right)^{\frac{d}{d-1}}}{(d+2+t)d \left( k - \frac{d^2-d-2}{d-1} \right)^{\frac{d}{d-1}}} + \frac{d+2}{(d+2+t)d}
\end{aligned}$$

Thus the degree distribution is

$$P(k) = \frac{\partial P(k_i(t) < k)}{\partial k} = \frac{(dt + d + 2)(d+1)^{\frac{d}{d-1}}}{(d+2+t)} \left( (d-1)k - (d^2 - d - 2) \right)^{\frac{1-2d}{d-1}} \quad (6)$$

For large  $t$

$$P(k) = d(d+1)^{\frac{d}{d-1}} \left( (d-1)k - (d^2 - d - 2) \right)^{\frac{1-2d}{d-1}} \quad (7)$$

and if  $k \gg d$  then  $P(k) \sim k^{-\gamma}$  giving a degree exponent  $\gamma(d) = \frac{2d-1}{d-1}$ .

This value is different from the degree exponent for a high dimensional Apollonian network (non random HDAN) which is  $\gamma = 1 + \frac{\log(d+1)}{\log d}$  [34,35]. This discrepancy would need further study, but a possible explanation is that for two networks with the same number of vertices, HDRAN and HDAN, the distribution of degrees differs because of the different growing process. The method used to obtain  $P(k)$  might have also some influence in the value of  $\gamma$  as it is explained at the end of the next subsection.

When  $d = 2$ , one has  $\gamma(2) = 3$  [36], while as  $d$  goes to infinity  $\gamma(\infty) = 2$ . Thus by tuning the parameter  $d$ , it is possible to obtain a variety of scale-free networks with different exponents in the range,  $2 < \gamma < 3$ . In Fig. 2, the degree distributions  $P(k)$  at various values of the dimension  $d$  are displayed and we find that at any value of  $d$ , the simulated degree distribution is in good agreement with the analytic value.

Also, from Eqs. (2) and (7), we can notice that when  $t$  becomes large, the maximal degree of a vertex is roughly  $N^{1/(\gamma-1)}$ .

#### 4.2 Clustering coefficient

The clustering coefficient of a vertex is the ratio of the total number of existing connections between all its  $k$  nearest neighbors and  $k(k-1)/2$ , the number

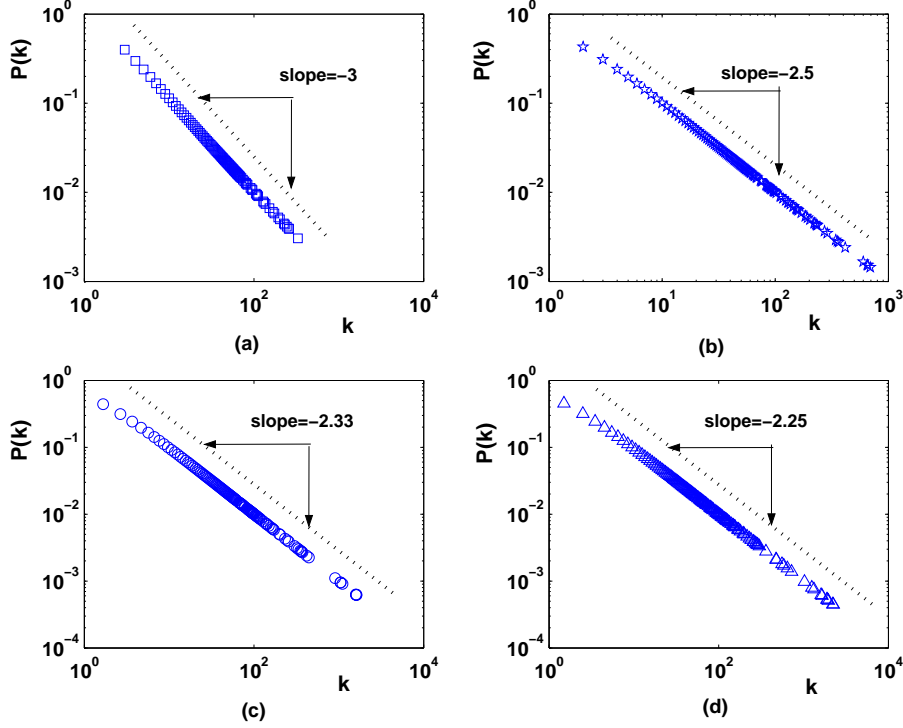


Fig. 2. Log-log graph of the cumulative degree distribution of HDRAN with order  $N = 10000$  at various values of the dimension  $d$ . The squares (a), stars (b), circles (c), and triangles (d) denote the simulation results for  $d = 2$ ,  $d = 3$ ,  $d = 4$ , and  $d = 5$ , respectively. The reference dotted lines come from the evaluation of  $\gamma(d)$  as given by equation (7).

of all possible connections between them. The clustering of the graph is obtained averaging over all its vertices. We can derive analytical expressions for the clustering  $C(k)$  for any vertex with degree  $k$ . When a vertex is created it is connected to all the vertices of a  $(d+1)$ -clique whose vertices are completely interconnected. It follows that a vertex with degree  $k = d + 1$  has a clustering coefficient of one because all the  $(d+1)d/2$  possible links between its neighbors actually exist. In the following steps, a newly-created vertex links the considered vertex whose  $d$  nearest neighbors are also connected by the new one at the same iteration step. Thus there is a one-to-one correspondence between the degree of a vertex and its clustering. For a vertex  $v$  of degree  $k$ , the exact expression for its clustering coefficient is

$$C(k) = \frac{\frac{d(d+1)}{2} + d(k-d-1)}{\frac{k(k-1)}{2}} = \frac{d(2k-d-1)}{k(k-1)} \quad (8)$$

which depends on the degree  $k$  and the dimension  $d$ . This expression indicates that the local clustering scales as  $C(k) \sim k^{-1}$  for large  $k$ . Note that, as the clustering only depends on  $k$  for a given dimension, it matches the results found in [34] for HDAN. It is interesting to notice that a similar scaling has



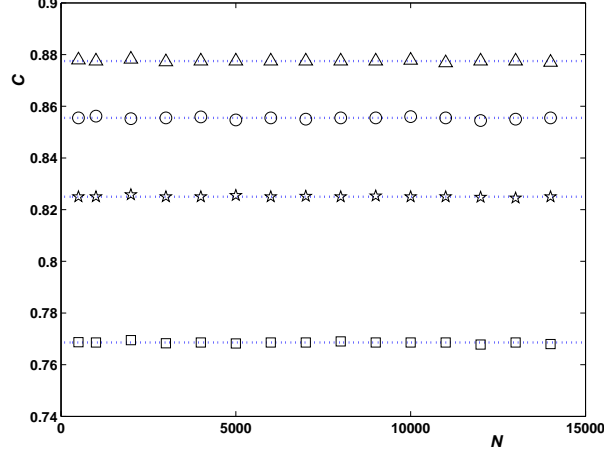


Fig. 3. Clustering coefficient  $C$  of HDRAN at various values of dimension  $d$ . The squares, stars, circles and triangles denote  $d = 2$ ,  $d = 3$ ,  $d = 4$  and  $d = 5$ , respectively. The dashed lines are fits to the simulated data.

been observed in several real-life networks [29].

The clustering coefficient  $C$  of HDRAN can be obtained as the mean value of  $C(k)$  with respect to the degree distribution  $P(k)$  expressed by Eq. (7). The result is

$$\begin{aligned}
 C &= \int_{d+1}^{\infty} C(k) P(k) dk = \\
 &= \int_{d+1}^{\infty} \frac{d^2(2k - d - 1)(d + 1)^{\frac{d}{d-1}}}{k(k - 1)} \left( (d - 1)k - (d^2 - d - 2) \right)^{\frac{1-2d}{d-1}} dk \quad (9)
 \end{aligned}$$

For  $d = 2$ , equation (9) gives  $C = \frac{46}{3} - 36 \ln \frac{3}{2} = 0.7366$ , which is the same result obtained in [36]. For  $d = 3$  we obtain  $C = 18 + 36\sqrt{2} \arctan \sqrt{2} + \frac{9}{2}\pi - 18\sqrt{2}\pi = 0.8021$ . For  $d = 4$  the analytical value is 0.8404 and for  $d = 5$  it is 0.8658. We note that they do not depend on the order of the network. Note also that for  $d = 2$  the value obtained is not far from the value of the clustering in the coauthorship network in neuroscience (0.76) [3]. Thus the clustering  $C$  of HDRAN is high and increases with the dimension  $d$  and approaches a limit of 1 when  $d$  is large. In Fig. 3, we present simulation results for  $C$  vs the dimension  $d$  for various values of the  $N$ , the network order. For  $d = 2, 3, 4, 5$ , the simulation results provide values of  $C$  of 0.768, 0.825, 0.855 and 0.877, respectively. We see that the small difference between analytical and simulation values decreases with  $d$ . This difference might be explained because the continuum approach does not properly account all the vertices, affecting  $P(k)$  which is used in Eq. (9) to obtain  $C$ , see [42].

### 4.3 Average path length

The average path length of a network (APL) is defined as the number of edges in the shortest path between two vertices averaged over all pairs of vertices. Below, using the same approach than in [36] we will discuss the APL of a high dimensional random Apollonian network.

First we note that it is not very difficult to prove that for a HDRAN and for any two arbitrary vertices  $i$  and  $j$  each shortest path from  $i$  to  $j$  does not pass through any vertex  $k$  satisfying that  $k < \max(i, j)$ .

If  $d(i, j)$  denotes the distance between  $i$  and  $j$ , we introduce the total distance of a HDRAN with order  $N$  as  $\sigma(N)$

$$\sigma(N) = \sum_{1 \leq i < j \leq N} d(i, j) \quad (10)$$

and we denote the APL by  $L(N)$ , defined as:

$$L(N) = \frac{2\sigma(N)}{N(N-1)} \quad (11)$$

According to the former remark, the addition of new vertices will not affect the distance between those already existing and we have:

$$\sigma(N+1) = \sigma(N) + \sum_{i=1}^N d(i, N+1) \quad (12)$$

Assume that the vertex  $N+1$  is added joining the  $(d+1)$ -clique  $K$  composed of vertices  $w_1, w_2, \dots, w_d, w_{d+1}$  then Eq. (12) can be rewritten as:

$$\sigma(N+1) = \sigma(N) + \sum_{i=1}^N (D(i, w) + 1) = \sigma(N) + N + \sum_{i=1}^N D(i, w) \quad (13)$$

where  $D(i, y) = \min\{d(i, w_1), d(i, w_2), \dots, d(i, w_d), d(i, w_{d+1})\}$ . Constricting the clique  $K$  continuously into a single vertex  $w$  (here we assume that  $w \equiv w_1$ ), we have  $D(i, w) = d(i, w)$ . Since  $d(w_1, w) = d(w_2, w) = \dots = d(w_{d+1}, w) = 0$ , Eq. (13) can be rewritten as:

$$\sigma(N+1) = \sigma(N) + N + \sum_{i \in \Gamma} d(i, w) \quad (14)$$

where  $\Gamma = \{1, 2, \dots, N\} - \{w_1, w_2, \dots, w_d, w_{d+1}\}$  is a vertex set with cardinality  $N - d - 1$ . The sum  $\sum_{i \in \Gamma} d(i, w)$  can be considered as the total distance from one vertex  $w$  to all the other vertices in our model with order  $N - d$  and it can be roughly approximated in terms of  $L(N - d)$ :

$$\sum_{i \in \Gamma} d(i, w) \approx (N - d - 1)L(N - d) \quad (15)$$

Note that, as  $L(N)$  increases monotonously with  $N$ , it is clear that:

$$(N - d - 1)L(N - d) = \frac{2\sigma(N - d)}{N - d} < \frac{2\sigma(N)}{N} \quad (16)$$

From equations (14), (15) and (16), we can obtain the expression:

$$\sigma(N + 1) < \sigma(N) + N + \frac{2\sigma(N)}{N} \quad (17)$$

Considering Eq. (17) as an equation and not an inequality, we can provide an upper bound for the variation of  $\sigma(N)$  as

$$\frac{d\sigma(N)}{dN} = N + \frac{2\sigma(N)}{N} \quad (18)$$

Which gives

$$\sigma(N) = N^2 \ln N + \alpha, \quad (19)$$

where  $\alpha$  is a constant. As  $\sigma(N) \sim N^2 \ln N$ , we have  $L(N) \sim \ln N$ . Note that as we have deduced equation (19) from an inequality, then  $L(N)$  increases at most as  $\ln N$  with  $N$ .

In Fig. 4, we report the simulation results on the average path length  $L$  vs the dimension  $d$  for various values of the network order  $N$ , which agree well with the analytic results. Note that the APL decreases with the dimension  $d$  as the networks become more dense. The dependence of the APL on  $d$ , comes from the method used to obtain Eq. (14) as the sum there is on a set  $\Gamma$  with cardinality  $N - d - 1$ .

## 5 Conclusion and discussion

In summary, we have introduced an iterative algorithm for the construction of high-dimensional random Apollonian networks associated with high dimen-

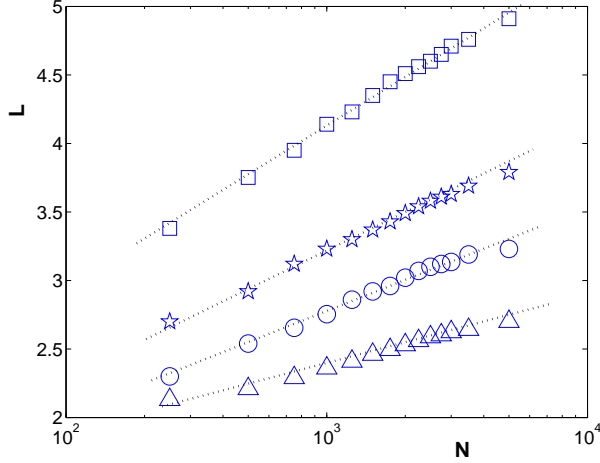


Fig. 4. Semilogarithmic plot of the average path length  $L$  of a HDRAN vs its network size  $N$  for different values of the dimension  $d$ . The squares, stars, circles and triangles denote the simulation results for  $d = 2$ ,  $d = 3$ ,  $d = 4$  and  $d = 5$ , respectively. The lines are fits to the simulated data. One can see that  $L$  grows at most as  $\ln N$ .

sional random packings. The networks have the typical characteristics of many technological and social networks and are small-world with power-law degree distributions, thus they can model a variety of scale-free networks of the real-life world. We have computed the analytical expressions for the degree distribution and clustering coefficient and we show that they depend on the dimension. Also, the average path length of the networks grows logarithmically with the order of the HDRAN. Moreover, HDRAN are a generalization of the maximal planar network introduced in [39]. Future work should include studying in detail processes such as percolation, spreading, searching and diffusion taking place on HDRANs.

### *Acknowledgment*

This research was supported by the National Natural Science Foundation of China under Grant No. 70431001. Support for F.C. was provided by the Secretaria de Estado de Universidades e Investigación (Ministerio de Educación y Ciencia), Spain, and the European Regional Development Fund (ERDF) under project TIC2002-00155. The authors are grateful to the anonymous referees for their valuable comments and suggestions.

### **References**

- [1] D.J. Watts, S.H. Strogatz, Collective dynamics of ‘small-world’ networks, *Nature* 393 (1998) 440–442.

- [2] A.-L. Barabási, R. Albert, Emergence of scaling in random networks, *Science* 286 (1999) 509–512.
- [3] R. Albert, A.-L. Barabási, Statistical mechanics of complex networks, *Rev. Mod. Phys.* 74 (2002) 47–97.
- [4] S.N. Dorogovtsev, J.F.F. Mendes, Evolution of networks, *Adv. Phys.* 51 (2002) 1079–1187.
- [5] M.E.J. Newman, The structure and function of complex networks, *SIAM Review* 45 (2003) 167–256.
- [6] M. Faloutsos, P. Faloutsos, C. Faloutsos, On power-law relationships of the internet topology, *Comput. Commun. Rev.* 29 (1999) pp. 251–260.
- [7] R. Albert, H. Jeong, A.-L. Barabási, Diameter of the world wide web, *Nature* 401 (1999) 130–131.
- [8] H. Jeong, B. Tombor, R. Albert, Z.N. Oltvai, A.-L. Barabási, The large-scale organization of metabolic networks, *Nature* 407 (2000) 651–654.
- [9] H. Jeong, S. Mason, A.-L. Barabási, Z.N. Oltvai, Lethality and centrality in protein networks, *Nature* 411 (2001) 41–42.
- [10] M.E.J. Newman, The structure of scientific collaboration networks, *Proc. Natl. Acad. Sci. U.S.A.* 98 (2001) 404–409.
- [11] F. Liljeros, C.R. Edling, L.A.N. Amaral, H.E. Stanley, Y. Åberg, The web of human sexual contacts, *Nature* 411 (2001) 907–908.
- [12] A.-L. Barabási, E. Ravasz, T. Vicsek, Deterministic scale-free networks, *Physica A* 299 (2001) 559–564.
- [13] S.N. Dorogovtsev, J.F.F. Mendes, A.N. Samukhin, Structure of growing networks with preferential linking, *Phys. Rev. Lett.* 85 (2000) 4633–4636.
- [14] P.L. Krapivsky, S. Redner, F. Leyvraz, Connectivity of growing random networks, *Phys. Rev. Lett.* 85 (2000) 4629–4632.
- [15] L. A. N., Amaral, A. Scala, M. Barthélémy, H. E. Stanley, Classes of small-world networks, *Proc. Natl. Acad. Sci. U.S.A.* 97 (2000) 11149.
- [16] S. N. Dorogovtsev, J. F. F. Mendes, Evolution of networks with aging of sites, *Phys. Rev. E* 62 (2000) 1842.
- [17] G. Bianconi, A.-L. Barabási, Competition and multiscaling in evolving networks, *Europhys. Lett.* 54 (2001) 436–442.
- [18] R. Albert, A.-L. Barabási, Topology of evolving networks: Local events and universality, *Phys. Rev. Lett.* 85 (2000) 5234–5237.
- [19] S. N. Dorogovtsev, J. F. F. Mendes, Scaling behaviour of developing and decaying networks, *Europhys. Lett.* 52 (2000) 33–39.

- [20] J. M. Kleinberg, R. Kumar, P. Raghavan, S. Rajagopalan, A. Tomkins, The Web as a graph: Measurements, models and methods, Proceedings of the 5th Annual International Conference, COCOON'99, Tokyo, July 1999 (Springer-Verlag, Berlin), (1999) 1.
- [21] R. Kumar, P. Raghavan, S. Rajalopagan, D. Sivakumar, A. S. Tomkins, E. Upfal, The Web as a graph, Proceedings of the 19th Symposium on Principles of Database Systems (2000) 1.
- [22] R. Kumar, P. Raghavan, S. Rajalopagan, D. Sivakumar, A. S. Tomkins, E. Upfal, Stochastic models for the Web graph, Proceedings of the 41st IEEE Symposium on Foundations of Computer Science (IEEE Computing Society, Los Alamitos, Calif.) (2000) 57–65.
- [23] F. Chung, Linyuan Lu, T. G. Dewey, D. J. Galas, Duplication models for biological networks, J. of Comput. Biology 10 (5) (2003) 677–688.
- [24] P. L. Krapivsky, S. Redner, Organization of growing random networks, Phys. Rev. E 63 (2001) 066123.
- [25] A. Vázquez, Disordered networks generated by recursive searches, Europhys. Lett. 54 (2001) 430–435.
- [26] F. Comellas, G. Fertin, A. Raspaud, Recursive graphs with small-world scale-free properties, Phys. Rev. E 69 (2004) 037104.
- [27] F. Comellas, M. Sampels, Deterministic small-world networks, Physica A 309 (2002) 231–235.
- [28] S.N. Dorogovtsev, A.V. Goltsev, J.F.F. Mendes, Pseudofractal scale-free web, Phys. Rev. E 65 (2002) 066122.
- [29] E. Ravasz, A.-L. Barabási, Hierarchical organization in complex networks, Phys. Rev. E 67 (2003) 026112.
- [30] J.D. Noh, Exact scaling properties of a hierarchical network model, Phys. Rev. E 67 (2003) 045103.
- [31] S. Jung, S. Kim, B. Kahng, Geometric fractal growth model for scale-free networks, Phys. Rev. E 65 (2002) 056101.
- [32] T. Zhou, B.H. Wang, P.M. Hui, K.P. Chan, Integer networks, arXiv: cond-mat/0405258.
- [33] J. S. Andrade Jr., H. J. Herrmann, R. F. S. Andrade L. R. da Silva, Apollonian Networks: Simultaneously scale-free, small world, Euclidean, space filling, and with matching graphs, Phys. Rev. Lett. 94 (2005) 018702.
- [34] J. P. K. Doye, C. P. Massen. Self-similar disk packings as model spatial scale-free networks, Phys. Rev. E 71 (2005) 016128.
- [35] Z.Z. Zhang, F. Comellas, G. Fertin, L.L. Rong, High dimensional Apollonian networks, arXiv: cond-mat/0503316.

- [36] T. Zhou, G. Yan, P. L. Zhou, Z. Q. Fu, B. H Wang, Random Apollonian networks, arXiv: cond-mat/0409414.
- [37] F. Soddy, The Kiss Precise, *Nature* 137 (1936) 1021.
- [38] T. Gosset, The Kiss Precise, *Nature* 139 (1937) 62.
- [39] T. Zhou, G. Yan, B. H Wang, Maximal planar networks wiht large clustering coefficient and power-law degree distribution, *Phys. Rev. E* 71 (2005) 046141.
- [40] D.B. West, *Introduction to Graph Theory*. (Prentice-Hall, Upper Saddle River, NJ, 2001).
- [41] A.-L. Barabási, R. Albert, H. Jeong, Mean-field theory for scale-free random networks, *Physica A* 272 (199) 173–187.
- [42] S. N. Dorogovtsev, J. F. F. Mendes, Comment on “Breakdown of the internet under intentional attack”, *Phys. Rev. Lett.* 87 (2001) 219801.