

Berry phase of magnons in textured ferromagnets

V. K. Dugaev^{1,2,*}, P. Bruno¹, B. Canals³, and C. Lacroix³

¹Max-Planck-Institut für Mikrostrukturphysik, Weinberg 2, 06120 Halle, Germany

²Department of Physics and CFI, Instituto Superior Técnico, Av. Rovisco Pais, 1049-001 Lisbon, Portugal

³Laboratoire Louis Neel, CNRS, BP 166, 38042 Grenoble, Cedex 09, France

(dated: December 30, 2021)

We study the energy spectrum of magnons in a ferromagnet with topologically nontrivial magnetization profile. In the case of inhomogeneous magnetization corresponding to a metastable state of ferromagnet, the spin-wave equation of motion acquires a gauge potential leading to a Berry phase for the magnons propagating along a closed contour. The effect of magnetic anisotropy is crucial for the Berry phase: we show that the anisotropy suppresses its magnitude, which makes the Berry phase observable in some cases, similar to the Aharonov-Bohm effect for electrons. For example, it can be observed in the interference of spin waves propagating in mesoscopic rings. We discuss the effect of domain walls on the interference in ferromagnetic rings, and propose some experiments with a certain geometry of magnetization. We also show that the nonvanishing average topological field acts on the magnons like a uniform magnetic field on electrons. It leads to the quantization of the magnon spectrum in the topological field.

PACS numbers: 75.45.+j; 75.30.Ds; 75.75.+a

I. INTRODUCTION

The Berry phase theory^{1,2,3} allowed to generalize the idea of Aharonov-Bohm effect⁴ on electrons in the electromagnetic potential, to an analogous effect related to a gauge potential, which arises during the adiabatic motion of a quantum system in a parametric space. Up to now a lot of efforts has been directed to understand better and to find an experimental confirmation for the Berry phase of electrons like, for example, in the case of electrons moving in a varying magnetization field of the inhomogeneous ferromagnet.^{5,6}

One of the most intriguing consequences of the Berry phase theory is a possibility of the Aharonov-Bohm-like effect on electrically neutral particles or boson fields.^{7,8} An example of the adiabatic phase for the polarized light has been investigated by Pancharatnam⁹ and Berry.¹⁰ The other example is the Aharonov-Bohm effect for the exciton,¹¹ which is a bound state of an electron and a hole in semiconductors.

Here we consider the effect of the gauge potential and Berry phase on the propagation of magnons in textured ferromagnets. Such quasiparticles are usually viewed as the elementary excitations of the ordered homogeneous state of a ferromagnet but they can be also used to classify the excited states near a metastable inhomogeneous magnetic configuration. These magnons describe the dynamics of weakly excited inhomogeneous ferromagnet.

The dynamics of magnetization in nanomagnets is in the focus of recent activity¹² because of the importance of this problem for magnetoelectronic applications.^{13,14} It includes the switching of magnetization by electric current, spin pumping, magnetization reversal in microscopic spin valves, etc. Usually, the magnons play a negative role in the magnetization dynamics limiting the frequency of magnetic reversal, and also leading to the energy dissipation. However, they can be probably used in

the spin transport phenomena like the spin currents of magnetically polarized electrons.

Here we study the energy spectrum of spin waves in ferromagnets with a static inhomogeneous magnetization profile, and we demonstrate a possibility of observation of the Berry phase in the interference experiments on spin waves in magnetic nanostructures. Recent results of the micromagnetic computer simulation^{15,16,17} of such systems demonstrate that the interference of spin waves can be really observed in magnetic nanorings with domain walls.

The equation for spin wave excitations in a general case of arbitrary local frame depending on both coordinate and time, has been found long ago by Korenman et al.¹⁸ in the context of local band theory of itinerant magnetism.¹⁹ Here we use an idea of this method to relate the adiabatic space transformation to the Berry phase and to find corresponding properties of the spin waves in a topologically nontrivial inhomogeneous magnetic profile, which is a metastable state of the ferromagnet. We show that the magnetic anisotropy is a crucial element determining the possibility of observation of the Berry phase in real experiments.

II. MODEL AND SPIN WAVE EQUATIONS

We consider the model of a ferromagnet described by the Hamiltonian, which includes the exchange interaction, anisotropy, and the interaction with external magnetic field. It has the following general form

$$H = \frac{1}{2} \sum_a \int d^3r \left[\nabla \mathbf{n}(\mathbf{r}) \cdot \nabla \mathbf{n}(\mathbf{r}) + F \mathbf{n}(\mathbf{r}) \cdot \mathbf{g} \right]; \quad (1)$$

where $\mathbf{n}(\mathbf{r})$ is the unit vector oriented along the magnetization $\mathbf{M}(\mathbf{r})$ at the point \mathbf{r} , a is the constant of exchange

interaction, $F \text{fn}(\mathbf{r})g$ is a function determining the magnetic anisotropy [correspondingly, it includes a certain number of tensors relating the components of vector $\mathbf{n}(\mathbf{r})$] and the dependence on external field, and M_0 is the magnitude of magnetization.

Due to the condition $n^2(\mathbf{r}) = 1$, the model is constrained and belongs to the class of nonlinear models.²⁰ The stationary (saddle point) solutions for the magnetization vector $\mathbf{n}_0(\mathbf{r})$ describing metastable states of the ferromagnet, can be found by minimizing Hamiltonian (1) with the constraint $n^2(\mathbf{r}) = 1$. It was shown (see, e.g., Refs. [21,22]) that such metastable states with inhomogeneous magnetization profile are related to the topology of ferromagnetic ordering, and they can include skyrmions, magnetic vortices, and other topological objects.

We will be interested in describing the dynamics of small deviations $\mathbf{n}(\mathbf{r})$ from a certain metastable profile $\mathbf{n}_0(\mathbf{r})$ with a nonuniform magnetization, $\mathbf{n}(\mathbf{r}) = \mathbf{n}_0(\mathbf{r}) + \mathbf{n}(\mathbf{r})$, $j(\mathbf{n}(\mathbf{r})) = 1$. Correspondingly, we assume that the solution of a saddle-point equation describing the state $\mathbf{n}_0(\mathbf{r})$ is already known.

We perform a local transformation

$$\mathbf{n}(\mathbf{r}) = \mathbf{R}(\mathbf{r}) \mathbf{n}(\mathbf{r}); \quad (2)$$

using the orthogonal transformation matrix $\mathbf{R}(\mathbf{r})$. By definition, it determines the rotation of local frame in each point of the space, so that the magnetization in the local frame is oriented along the z axis, $\mathbf{n}_0 = (0; 0; 1)$. Then we consider small deviations of magnetization $\mathbf{s}(\mathbf{r})$ from \mathbf{n}_0 . Since $\mathbf{s}(\mathbf{r})$ is small and vectors \mathbf{n}_0 are oriented along z , the vectors $\mathbf{s}(\mathbf{r})$ lie in the x - y plane.

The transformation matrix in Eq. (2) is taken in a general form of orthogonal transformation

$$\mathbf{R}(\mathbf{r}) = e^{i(\mathbf{r})J_z} e^{i(\mathbf{r})J_y} e^{i(\mathbf{r})J_z}; \quad (3)$$

where α, β, γ are the Euler angles determining an arbitrary rotation of the coordinate frame, and J_x, J_y , and J_z are the generators of 3D rotations around x, y and z axes.

Two rotation parameters (for definiteness, the angles α and γ) can be used to define the frame with the z axis along the vector $\mathbf{n}_0(\mathbf{r})$. In the absence of anisotropy, the additional rotation to the angle β is purely gauge transformation. However, in a general case of anisotropic system, this rotation allows to choose the local frame in correspondence with the orientation of anisotropy axes.

The Hamiltonian of exchange interaction (the first term in Eq. (1)) in the rotated frame has the following form

$$H_{\text{ex}} = \frac{a}{2} \int d^3r \frac{\partial \mathbf{n}}{\partial r_i} A_i \mathbf{n}^2; \quad (4)$$

where the gauge field $A_i(\mathbf{r})$ is defined by

$$A_i(\mathbf{r}) = \frac{\partial}{\partial r_i} \mathbf{R} \mathbf{R}^{-1}; \quad (5)$$

Transformation (3) and gauge potential (5) are 3 \times 3 matrices acting on the magnetization vectors. The matrix $A_i(\mathbf{r})$ can be also presented as

$$A_i(\mathbf{r}) = iA_i(\mathbf{r})J; \quad (6)$$

where $A_i(\mathbf{r})$ belongs to the adjoint representation of the rotation group.

Using (3) and (6), we find the explicit dependence of the gauge potential on the Euler angles

$$\begin{aligned} A_i^x(\mathbf{r}) &= \sin \frac{\alpha}{\partial r_i} \sin \cos \frac{\alpha}{\partial r_i}; \\ A_i^y(\mathbf{r}) &= \cos \frac{\alpha}{\partial r_i} + \sin \sin \frac{\alpha}{\partial r_i}; \\ A_i^z(\mathbf{r}) &= \frac{\alpha}{\partial r_i} + \cos \frac{\alpha}{\partial r_i}; \end{aligned} \quad (7)$$

The magnetic anisotropy described by the second term in the right hand part of (1) gives after transformation to the local frame a function $F \text{fn}(\mathbf{r})g$ with correspondingly transformed tensor fields. Here we do not restrict the general consideration of the problem by any specific form of the anisotropy but in the following we consider the most important examples of easy plane and easy axis anisotropy.

The Landau-Lifshitz equations for the magnetization in the locally transformed frame are

$$\frac{\partial \mathbf{n}}{\partial t} = \frac{1}{M_0} \mathbf{n} \times \left(\frac{H}{\mathbf{n}} + r_i \frac{H}{(r_i \mathbf{n})} \right); \quad (8)$$

where ϵ_{ijk} is the unit antisymmetric tensor, and

$$r_i = \frac{\partial}{\partial r_i} A_i \quad (9)$$

is the covariant derivative. The right-hand part of Eq. (8) vanishes for the magnetization profile corresponding to a metastable state. This is seen from the Landau-Lifshitz equation in the unrotated original frame. In the following, we will use Eq. (8) for the small deviations of magnetization from the metastable state. Hence, we will consider in the right part of (8) only the terms linear in deviations.

Using (1), (4) and (8) we find the equations for weak magnetic excitations near the metastable state (spin waves)

$$\begin{aligned} \frac{\partial s_x}{\partial t} &= c_s \frac{\partial^2 s_y}{\partial r_i^2} - 2A_i^z \frac{\partial s_x}{\partial r_i} - (A_i^z)^2 s_y \\ &\quad - \frac{\partial A_i^z}{\partial r_i} s_x + (A_i^y)^2 s_y + A_i^x A_i^y s_x \\ &\quad + \frac{1}{M_0} \frac{\partial^2 F}{\partial \mathbf{n}_x \partial \mathbf{n}_y} s_x + \frac{1}{M_0} \frac{\partial^2 F}{\partial \mathbf{n}_y^2} s_y; \end{aligned} \quad (10)$$

$$\frac{\partial s_y}{\partial t} = c_s \frac{\partial^2 s_x}{\partial r_i^2} + 2A_i^z \frac{\partial s_y}{\partial r_i} - (A_i^z)^2 s_x$$

$$+ \frac{\partial A_i^z}{\partial r_i} s_y + (A_i^x)^2 s_x + A_i^x A_i^y s_y$$

$$\frac{\partial^2 F}{\partial n_x \partial n_y} s_y - \frac{\partial^2 F}{\partial n_x^2} s_x ; \quad (11)$$

where $c_s = a/M_0$ is the stiffness.

Using (10) and (11) we can also present the equations for circular components of the spin wave, $s_+ = s_x - i s_y$,

$$i \frac{\partial s_+}{\partial t} = c_s \frac{\partial}{\partial r_i} i A_i^z V(r) + \frac{\partial^2 F}{2M_0 \partial n_x^2} s_+$$

$$+ \frac{\partial^2 F}{2M_0 \partial n_y^2} s_+ + [w(r) - i c_s A_i^x A_i^y]$$

$$+ \frac{i}{M_0} \frac{\partial^2 F}{\partial n_x \partial n_y} + \frac{\partial^2 F}{2M_0 \partial n_x^2} - \frac{\partial^2 F}{2M_0 \partial n_y^2} s_+ ; \quad (12)$$

where $V(r)$ and $w(r)$ are, respectively, the effective potential and a mixing field acting on the spin wave:

$$V(r) = \frac{c_s}{2} h (A_i^x)^2 + (A_i^y)^2 ; \quad (13)$$

$$w(r) = \frac{c_s}{2} h (A_i^x)^2 - (A_i^y)^2 ; \quad (14)$$

Equations (12) for $s_+(r;t)$ and $s_-(r;t)$ are complex conjugate to each other since they both describe the same spin wave with real components $s_x(r;t)$ and $s_y(r;t)$.

We can see that $V(r)$ is an effective potential probe for the propagation of spin wave. Due to the term $sw(r)$ and $i c_s A_i^x A_i^y$ in (12), the equations for circular components s_+ and s_- are coupled even in the absence of anisotropy. All these terms are of the second order in derivative of the rotation angle, and they are small in the adiabatic limit corresponding to a smooth variation of the magnetization vector $n(r)$.

III. SEMICLASSICAL APPROXIMATION

Equations (10) and (11) can be solved in the semiclassical approximation. The condition of its applicability is a smooth variation of gauge potential $A_i(r)$ and fields related to the anisotropy, as well as the external magnetic field, at the wavelength of the spin wave, $kL \gg 1$, where k is the wavevector of the spin wave and L is the characteristic length of the variation of $A_i(r)$ and $F(n(r))$ (more exactly, the minimum of the corresponding characteristic lengths). Note that the condition of applicability of the semiclassical approximation to solve the spin-wave equations, does not require any smallness of the gauge potential itself.

Starting from Eqs. (10) and (11), we look for a general semiclassical solution in the form

$$s_x(r;t) = a \cos[\theta(r) - \omega t] + b \sin[\theta(r) - \omega t]; \quad (15)$$

$$s_y(r;t) = d \sin[\theta(r) - \omega t] + f \cos[\theta(r) - \omega t]; \quad (16)$$

with arbitrary coefficients a, b, d, f , and a smooth function $\theta(r)$, so that we can neglect the second derivative of $\theta(r)$ over coordinate r . Substituting (15) and (16) in (10) and (11), we can find four equations for the a, b, d, f coefficients.

The solution (15), (16) describes the elliptic spin wave with an arbitrary choice of the axes x and y , and, generally, with a varying in space orientation of the principal axes of the ellipse. We can simplify our consideration by choosing the angle $\theta(r)$ at each point of the space in accordance with the orientation of the principal axes. The corresponding equation for $\theta(r)$ can be found from the condition of $b = f = 0$ in Eqs. (15) and (16)

$$c_s A_i^x A_i^y - \frac{\partial^2 F}{M_0 \partial n_x \partial n_y} = 0; \quad (17)$$

Using (17) and neglecting the term with derivative of A_i^z , which are small in the semiclassical approximation, we write the spin-wave equations (10) and (11) as

$$\frac{\partial s_x}{\partial t} = c_s \frac{\partial^2 s_y}{\partial r_i^2} - 2A_i^z \frac{\partial s_x}{\partial r_i} - (A_i^z)^2 s_y + (A_i^y)^2 s_y$$

$$+ \frac{\partial^2 F}{M_0 \partial n_y^2} s_y ; \quad (18)$$

$$\frac{\partial s_y}{\partial t} = c_s \frac{\partial^2 s_x}{\partial r_i^2} + 2A_i^z \frac{\partial s_y}{\partial r_i} - (A_i^z)^2 s_x + (A_i^x)^2 s_x$$

$$- \frac{\partial^2 F}{M_0 \partial n_x^2} s_x ; \quad (19)$$

Note that by fixing the angle θ in Eq. (17), we are choosing the gauge, which defines completely the potential A_i . We do it in spirit of the usual fixing gauge in the WKB approximation.

After substitution of (15) and (16) with $b = f = 0$ into (18) and (19), we come to the following equation for the momentum $k_i(r) = \partial \theta(r) / \partial r$

$$(\omega + 2c_s A_i^z k_i)^2 - c_s k_i^2 + (A_i^z)^2 - (A_i^y)^2$$

$$+ 2p_x g - c_s k_i^2 + (A_i^z)^2 - (A_i^x)^2 + 2p_y = 0; \quad (20)$$

where

$$p_{x,y}(r) = \frac{\partial^2 F}{2M_0 \partial n_{x,y}^2} \quad (21)$$

are the anisotropy parameters.

Equation (20) should be solved for $k_i(r)$ as a function of smooth inhomogeneous field $A_i(r)$. This equation does not constraint the orientation of $k(r)$ but determines the magnitude of vector $k(r)$ for each direction in the momentum space. Let us take vector $k(r)$ along

This equation is not gauge invariant but in the adiabatic regime, neglecting the difference in small terms of the order of $(A_i^z)^2$, we can present it as

$$i \left(\frac{\partial s}{\partial t} - \frac{1}{2a} \frac{\partial A_i^z}{\partial r_i} s \right) = 0; \quad (31)$$

Equation (31) contains a factor < 1 before A_i^z and formally looks like the equation of motion of a particle moving in the reduced gauge field, which in turn leads to an effective suppression of the Berry phase. The calculation of Berry phase using Eq. (31) with the gauge field suppressed by factor leads us again to Eq. (24).

In the absence of anisotropy and in the adiabatic approximation, the solution of spin wave equations has a simple form. The equations for circular components (12) are separated

$$i \frac{\partial s^{(0)}}{\partial t} = \left(\frac{\partial}{\partial r_i} - i A_i^z \right)^2 s^{(0)}; \quad (32)$$

and the corresponding solution is

$$s_{\pm}(r;t) = \exp \left(i \int_{A_i}^Z k_i(r) dr_i \right) e^{-i\omega t}; \quad (33)$$

with $k_i(r) = g_i \pm \frac{1}{2} \frac{\partial A_i^z}{\partial r_i}$. The spin wave propagating along a closed contour C acquires the Berry phase of Eq. (24) with $p = 0$.

Using Eqs. (7) we can present the topological field (28) in the absence of anisotropy as

$$B_i = \sin \theta_{ijk} \frac{\partial}{\partial r_j} \frac{\partial}{\partial r_k}; \quad (34)$$

It does not depend on the angle θ , related to the choice of gauge like in the case of electromagnetism.

By creating a certain metastable configuration of the magnetization $n_0(r)$ in the ferromagnet, we simulate an effective gauge potential $\tilde{A}_i(r)$, acting on the spin waves similar to the magnetic field in case of electrons. In particular, when the averaged in space topological field (28) is not zero, there arises the Landau quantization of the energy spectrum of magnons. In the absence of anisotropy, we find the quantized spectrum $\hbar \omega_n = 2\hbar c_s \sqrt{B} (n+1/2)$, where $\hbar \omega_n$ means the average in space.

IV. INTERFERENCE OF SPIN WAVES IN MESOSCOPIC RINGS

Let us consider now the ring geometry of a ferromagnet with a topologically nontrivial metastable magnetization $n_0(r)$. It can be, for example, a magnetization vortex (Fig. 1a) or an even number of domain walls in one branch of the ring like presented in Fig. 1b. Such a magnetization profile presents a metastable magnetic state.

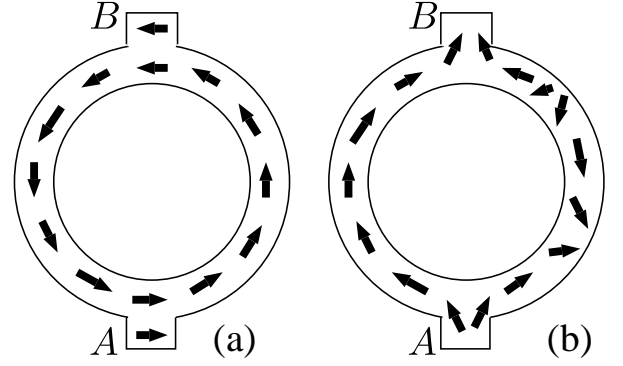


FIG. 1: Two rings with topologically nontrivial magnetization field.

Let us consider first the case when there is no anisotropy. If $kL \ll 1$ (adiabatic regime), the low-energy magnetic excitations of the metastable state are described by Eq. (32). Due to the presence of gauge potential $A_i^z(r)$, there is a phase shift of waves propagating from the point A, where the waves are excited, to the observation point B (see Fig. 1). The phase shift (Berry phase) equals to the integral $\int_A^B A_i^z(r) dr_i$ along the ring, and by using Stokes theorem can be calculated as the flux of topological field B defined in Eq. (34). It can be also presented as the spherical angle enclosed by the mapping of the ring to the circle at the unit sphere S_2 . This way we can find the phase shift of 2π and N_d for Figs. 1a and 1b, respectively, where an even N_d is the number of domain walls in the right arm of the ring. For example, in the case of Fig. 1b with two domain walls in the right arm, there is no interference of spin waves excited in A and coming to the point B because the corresponding phase shift is 2π .

In the absence of anisotropy, the interference in the ring can be induced by rotating all magnetic moments from the plane to a certain angle (the corresponding mapping is presented in Fig. 2b). The Berry phase associated with the path along the ring will be smaller than 2π . For $\theta = \pi/6$ the Berry phase turns out to be π . It means that the experiment with interference of spin waves propagating from A to B through two different arms of the ring, would result in a complete suppression of the outgoing from B spin wave. Physically, it can be realized using the ring with very small easy-plane anisotropy, $p \ll 1$ in a weak external magnetic field along z axis.

A similar idea was recently proposed by Schutz et al.²⁵ for the radial orientation of magnetic moments under inhomogeneous magnetic field directed from some point at the axis of the ring. This magnetic field creates a "crown" of magnetic moments, and the corresponding mapping is similar to that presented in Fig. 2b.

However, in the case of nonvanishing easy-plane anisotropy, there is no need to apply magnetic field to provide the interference of spin waves propagating in the geometry of Fig. 1b. In this case the Berry

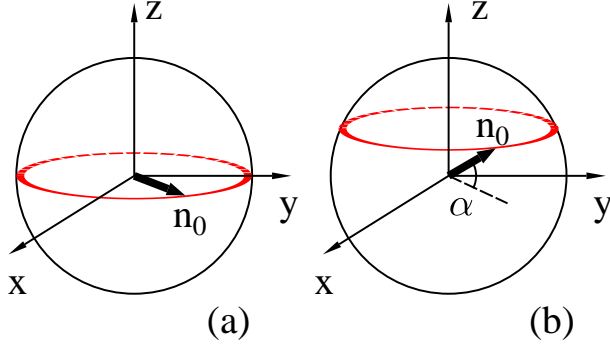


FIG. 2: Mapping of the ring to the n -space S_2 (red contour) in the case of in-plane vortex magnetization shown in Fig. 1a (a) and for the same geometry with magnetization vector deviating from the plane to the angle α (b). The Berry phase is 2π in case (a) and for $\alpha = \pi/6$ in case (b).

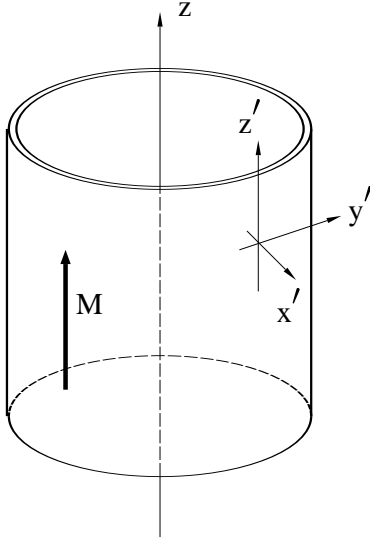


FIG. 3: Spin waves on a wide ring (thin-wall cylinder made of easy-plane ferromagnetic ribbon). The magnetization is along axis z .

phase is given by Eq. (27) with $p = \sqrt{2}M_0 = \text{const}$, and we obtain the difference in phases for two waves $\Delta\phi = 2\pi N_C = (1 + p^2)^{1/2} = 2$. Thus, the interference of spin waves should be clearly seen for the two-arm geometry with domain walls. The computer simulation experiments¹⁷ confirm this expectation.

Another possibility to observe the interference of spin waves can be presented by the geometry of a wide ring (thin-wall cylinder) like presented in Fig. 3. Assuming the easy-plane anisotropy of the ribbon, we obtain the ground state with a homogeneous magnetization along the axis of cylinder. The anisotropy axis is oriented radially in each point of the cylinder, and the corresponding

local frame is shown in the figure as $x^0y^0z^0$. Due to the homogeneous magnetization, we get $\theta = 0$, and from (7) we obtain $A_z^z(r) = \theta(r) = \theta(r_1)$. The components of anisotropy vector are $u_x = \cos\theta$ and $u_y = \sin\theta$. Using Eq. (34) we find that the condition $u_y = 0$ reduces to $\theta = 0$, and from (34) we obtain $u_x = 1$. Correspondingly, the anisotropy parameter $p = \sqrt{2}M_0$, and we obtain the Berry phase for the closed contour on the ring $\Delta\phi(C) = 2\pi N_C = (1 + p^2)^{1/2} = 2$, where N_C is the winding number of the contour C .

The Berry phase of the spin wave propagating in magnetic ring, plays the similar role as the phase of electron wavefunction in the Aharonov-Bohm effect with magnetic flux penetrating through the ring. The role of magnetic flux plays a string through the ring.²³ However, the flux created by the string does not depend on the size or shape of the magnetic ring. Correspondingly, the Berry phase associated with the string has the topological origin, which makes it different from the Aharonov-Bohm effect induced by the magnetic field flux thorough the conductive ring.

V. SPECTRUM OF MAGNONS IN A RING WITH UNIAXIAL ANISOTROPY

The other example is a ring with uniaxial anisotropy in a homogeneous magnetic field B along the axis z like presented in Fig. 4. Due to the anisotropy and exchange interaction, the magnetization along the ring is oriented like in Fig. 4, creating a certain angle out of the ring plane.

We take the anisotropy function F in the form

$$F(\mathbf{n}) = \frac{a}{2} n_z^2; \quad (35)$$

which corresponds to the uniaxial anisotropy along the ring. The local frame is chosen with the axis z along the magnetization at each point, and with the z - x plane tangential to the ring (parallel to the axis z). In this case we find $F = \frac{a}{2} \cos^2\theta = 2$. The angles determining the orientation of local frame are $\theta = 0$ and $\phi = r/R$.

We can calculate the angle using Eqs. (1) and (32) with vectors \mathbf{u} and \mathbf{B} along the axis z . Then, using the polar coordinates and the condition that n_r and n_z do not depend on the point along the ring, we find the energy

$$E = 2\pi R \left(\frac{an_z^2}{2R^2} + \frac{n_z^2}{2} \right) M_0 B n_z \quad (36)$$

Substituting $n_r = \sin\theta$, $n_z = \cos\theta$, we calculate the angle minimizing the energy (36)

$$\cos\theta = \min \left(1; \frac{M_0 B}{aR^2} \right) \quad (37)$$

for $a > a = R^2$, and $\theta = 0$ for $a = R^2$.

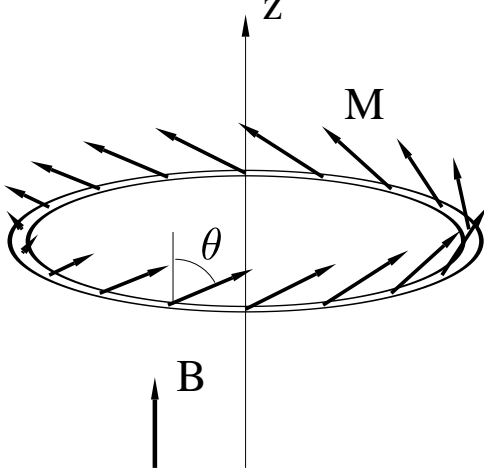


FIG. 4: Magnetization in a ring with uniaxial magnetic anisotropy in a homogeneous external magnetic field along z axis.

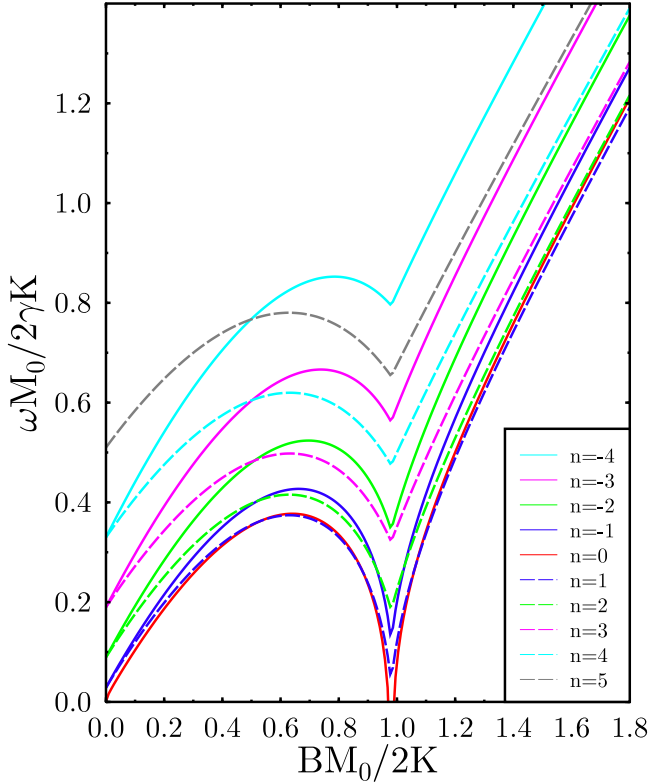


FIG. 5: Energy spectrum of magnons in the ring (Fig. 4) as a function of external magnetic field B , where $K = \gamma^2/2$.

The gauge potential in magnetic ring induces the energy splitting of magnons propagating in the opposite directions.²³ Using Eqs. (7) we find $A^x = \sin \theta R$, $A^y = 0$, and $A^z = \cos \theta$. It should be noted that the gauge potential is constant along the ring, so that there is no need to use the adiabatic approximation to determine the energy spectrum of magnons.

Using Eqs. (10) and (11) after Fourier transformation over time t and coordinate r along the ring, we find

$$\begin{aligned} \hbar S_x &= i c_s k_n^2 S_y + 2 i k_n A^z S_x + (A^z)^2 S_y + (A^x)^2 S_y \\ &\quad + i \omega_0 S_y; \\ \hbar S_y &= -i c_s k_n^2 S_x - 2 i k_n A^z S_y + (A^z)^2 S_x + i p S_x \\ &\quad - i \omega_0 S_x; \end{aligned} \quad (38)$$

where $\omega_0 = \gamma B$. Here the momentum takes discrete values $k_n = 2\pi n/L$ ($n = 0; \pm 1; \pm 2; \dots$) to provide the periodicity of solution for the spin wave along the ring. We can use (38) to find the equation for elliptic components of the spin wave

$$\begin{aligned} 2(\hbar + 2c_s k_n A^z) S_+ &= c_s k_n^2 + c_s (A^z)^2 + \omega_0 \frac{1 + \epsilon^2}{2} \\ &\quad + \frac{c_s (A^x)^2}{2} p S_+ + c_s k_n^2 + c_s (A^z)^2 + \omega_0 \frac{1 - \epsilon^2}{2} \\ &\quad - \frac{c_s (A^x)^2}{2} p S_-; \end{aligned} \quad (39)$$

where $\epsilon = d/a$ is the ellipticity. The expression in second curved brackets vanishes for

$$2 = \frac{c_s k_n^2 + c_s (A^z)^2 + c_s (A^x)^2 + \omega_0}{c_s k_n^2 + c_s (A^z)^2 + \omega_0 p} : \quad (40)$$

Then, using (43) we find the energy spectrum of magnons in the ring

$$\begin{aligned} \hbar \omega_n &= c_s k_n \left[\frac{2}{1 + \epsilon^2} A^z + \frac{c_s}{2} \left(1 - \frac{4}{1 + \epsilon^2} (A^z)^2 \right) \right. \\ &\quad \left. + \frac{c_s}{2} (A^x)^2 - \frac{p}{2} + \omega_0 \frac{1 + \epsilon^2}{2} \right] : \end{aligned} \quad (41)$$

The spectrum is shown in Fig. 5 for several first values of n as a function of the magnitude of field B . We take the parameters: $\gamma^2/2 = M_0^2$ (it corresponds to the dipolar shape anisotropy of a magnetic cylinder), $R = 75 \text{ nm}$, and $R^2/a = 200$. All the curves have a critical point B_c corresponding to the magnetic field, for which the magnetization M starts to deviate from the direction with $\theta = 0$. In view of Eq. (37), $B_c M_0 = a/R^2$. For $n = 0$ the energy of magnons at this point is the soft mode with $\hbar \omega = 0$. This mode corresponds to a uniform rotation of spins at each point of the ring toward a tangential to the ring direction. In the local frame it is the uniform rotation corresponding to the state with $n = 0$.

For $n \neq 0$ and $B \neq 0$ we can find the spectrum in linear in B approximation

$$\hbar \omega_n(B) \approx \hbar \omega_n(0) + B \left[1 + \frac{1}{4 \gamma^2 (1 + n^2)^{3/2}} \right]$$

$$\frac{2c_s n B}{R^2 a}; \quad (42)$$

where $\psi_n(0) = \psi_{-n}(0)$. It shows that the spectrum is degenerate at $B = 0$ with respect to the sign of n . The splitting for $B \neq 0$ in linear approximation gives the curve for positive n below the one for the same negative in accordance with Fig. 5.

At large magnetic field B , the systematics of levels should be changed. Namely, the lowest energy mode corresponds to the uniform global deviation of orientation of all spins from the direction along the z axis. In the local frame, it corresponds to the mode with $n = 1$. Thus, it would be natural to label the modes with index $m = n - 1$, so that the lowest in energy is the spin wave with $m = 0$. In the limit of $B \rightarrow 1$, each pair of modes m is degenerate. It is clearly seen from Eq. (41) with $\alpha = 1$. The splitting of these modes for $B > B_c$ demonstrates the existence of topological Berry phase for the magnons on the ring²³ because the equilibrium state is the homogeneous magnetization, which leads to the vanishing of geometric Berry phase.

VI. CONCLUSIONS

We calculated the Berry phase associated with the propagation of magnons in inhomogeneous ferromagnets

and mesoscopic structures with topologically nontrivial magnetization profile. We found that the most important effect is related to the magnetic anisotropy. Due to the anisotropy, the Berry phase for magnons is lower than a standard value of the spherical angle on the Berry sphere with a monopole. Besides, an additional contribution to the Berry phase arises in anisotropic systems, which can be viewed as an effect of the gauge string penetrating through the mapping contour on the unit circle.

Using these results, we demonstrated that the Berry phase can be observable in interference experiments on magnetic rings, and controllable using the additional homogeneous magnetic field.

Acknowledgments

V.D. thanks the University Joseph Fourier and Laboratory Louis Neel (CNRS) in Grenoble for kind hospitality. This work was supported by FCT Grant No. POCTI/FIS/58746/2004 in Portugal, Polish State Committee for Scientific Research under Grants Nos. PBZ/KBN/044/P03/2001 and 2 P03B 053 25, and also by Cabuste Gulbenkian Foundation.

^y E-mail: vdugaev@crist.utlpt

- ¹ M.V. Berry, Proc. R. Soc. Lond. A 392, 45 (1984).
- ² Geometric Phases in Physics, edited by A. Shapere and F. Wilczek (World Scientific, Singapore, 1989).
- ³ A. Bohm, A. Mostafazadeh, H. Koizumi, Q. Niu, and J. Zwanziger, The Geometric Phase in Quantum Systems (Berlin, Springer, 2003).
- ⁴ Y. Aharonov and D. Bohm, Phys. Rev. 115, 485 (1959).
- ⁵ Yu. Lyanda-Geller, I. L. Aleiner, and P. M. Goldbart, Phys. Rev. Lett. 81, 3215 (1998).
- ⁶ J. Ye, Y. B. Kim, A. J. Mills, B. I. Shraiman, P. Majumdar, and Z. Tesařovic, Phys. Rev. Lett. 83, 3737 (1999).
- ⁷ J. Anandan, Phys. Rev. Lett. 48, 1660 (1982); Nature 360, 307 (1992).
- ⁸ R. Y. Chiao and Y. S. Wu, Phys. Rev. Lett. 57, 933 (1986).
- ⁹ S. Pancharatnam, Proc. Ind. Acad. Sci. A 44, 247 (1956).
- ¹⁰ M. V. Berry, J. Mod. Optics 34, 1401 (1987).
- ¹¹ R. A. Romer and M. Raikh, Phys. Rev. B 62, 7045 (2000).
- ¹² Th. Gerrits, H. A. M. van der Berg, J. Hohfeld, L. Bar, and Th. Rasing, Nature 418, 509 (2002); B. Heinrich, Y. Tserkovnyak, G. Woltersdorf, A. Bataas, R. Urban, and G. E. W. Bauer, Phys. Rev. Lett. 90, 187601 (2003); Y. Tserkovnyak, A. Bataas, and G. E. W. Bauer, Phys. Rev. B 67, 140404 (2003); J. Grollier, V. Cros, H. Jarić, A. Hamzic, J. M. George, G. Faini, J. B. Youssef, H. Le Gall, and A. Fert, Phys. Rev. B 67, 174402 (2003).
- ¹³ S. A. Wolf, D. D. Awschalom, R. A. Buhrman, J. M. Daughton, S. von Molnar, M. L. Roukes, A. Y. Chtchelka-

- nova, and D. M. Treger, Science 294, 1488 (2001).
- ¹⁴ I. Zutic, J. Fabian, and S. Das Sarma, Rev. Mod. Phys. 76, 323 (2004).
- ¹⁵ A. Yamasaki, W. Wulfskel, R. Hertel, S. Suga, and J. Kirschner, Phys. Rev. Lett. 91, 127201 (2003).
- ¹⁶ J. K. Ha, R. Hertel, and J. Kirschner, Europhys. Lett. 64, 810 (2003).
- ¹⁷ R. Hertel, W. Wulfskel, and J. Kirschner, Phys. Rev. Lett. 93, 257202 (2004).
- ¹⁸ V. Korenman, J. L. Murray, and R. E. Prange, Phys. Rev. B 16, 4058 (1977).
- ¹⁹ V. Korenman, J. L. Murray, and R. E. Prange, Phys. Rev. B 16, 4032 (1977); 4048 (1977); 4058 (1977); R. E. Prange and V. Korenman, Phys. Rev. B 19, 4691 (1979); 4698 (1979).
- ²⁰ N. Nagaosa, Quantum Field Theory in Condensed Matter Physics (Springer, Berlin, 1999).
- ²¹ A. A. Belavin and A. M. Polyakov, JETP Lett. 22, 245 (1975) [Pisma Zh. Exp. Teor. Fiz. 22, 503 (1975)].
- ²² V. L. Pokrovsky, M. V. Feigel'man, and A. M. Tsvelick, In: Spin Waves and Magnetic Excitations 2, edited by A. S. Borovik-Romanov and S. K. Sinha (Elsevier, Amsterdam, 1988), p. 67.
- ²³ P. Bruno, Phys. Rev. Lett. 93, 247202 (2004).
- ²⁴ K. Nielsch, R. B. Wehrspohn, J. Barthel, J. Kirschner, U. Gosele, S. F. Fischer, and H. Kronmüller, Appl. Phys. Lett. 79, 1360 (2001); K. Nielsch, R. B. Wehrspohn, J. Barthel, J. Kirschner, S. F. Fischer, H. Kronmüller, T. Schweinböck, D. Weiss, and U. Gosele, J. Magn. Magn.

Mater. 249, 234 (2002).

- ²⁵ F. Schutz, M. Kollar, and P. Kopietz, Phys. Rev. Lett. 91, 017205 (2003); Phys. Rev. B 69, 035313 (2004).