

Stability of complex networks under the evolution of attack and repair

L.P. Chi, C.B. Yang, and X. Cai

Institute of Particle Physics, Hua-Zhong (Central China) Normal University, Wuhan 430079, P.R. China
(Dated: March 23, 2024)

With a simple attack and repair evolution model, we investigate and compare the stability of the Erdos-Renyi random graphs (RG) and Barabasi-Albert scale-free (SF) networks. We introduce a new quantity, invulnerability $I(s)$, to describe the stability of the system. We find that both RG and SF networks can evolve to a stationary state. The stationary value I_c has a power-law dependence on the average degree $\langle k \rangle_{RG}$ for RG networks; and an exponential relationship with the repair probability p_{sf} for SF networks. We also discuss the topological changes of RG and SF networks between the initial and stationary states. We observe that the networks in the stationary state have smaller average degree $\langle k \rangle$ but larger clustering coefficient C and stronger assortativity r .

PACS numbers: 89.75.Hc, 87.23.Kg, 89.75.Fb

I. INTRODUCTION

Complex networks are an essential part of modern society. Many social [1], biological [2], transportation [3, 4, 5] and communication [6] systems can be cast into the form of complex networks, a set of nodes joined together by links indicating interactions. The investigation of complex networks was initiated by Erdős and Renyi [7] in 1950s. They introduced a kind of simplest and most straightforward complex networks, described as random graphs. In a random graph, N nodes are connected randomly with the probability p_{rg} . This model has guided our thinking about complex networks for decades since its introduction. In 1999 Barabasi and Albert [8, 9, 10] began to put the emphasis on the network dynamics and constructed networks with the algorithm of growth and preferential attachment. According to the BA model, the network grows over time by the addition of new nodes and links. A node newly added to the network randomly selects m other nodes to establish new links, with a selection probability that increases with the number of links of the selected node. One of the most relevant is given by the scale-free nature of the degree distribution $P(k)$, defined as the probability that a randomly chosen node has degree k (i.e., it is connected to other k nodes). In mathematical terms, the scale-free property translates into a power-law function of the form $P(k) \sim k^{-\gamma}$.

Recently the security of complex networks to the random failures or intentional attacks has attracted a great deal of attention [11, 12, 13]. The random failure is simulated as the deletion of network nodes or links chosen at random, while intentional attack as the targeted removal of a specific class of nodes or links. The work by Albert et al [14] demonstrated that scale-free networks, at variance of random graphs, are robust against random failures of nodes but vulnerable to intentional attacks. The analytical approach [15, 16] has also been developed

for investigating the error and attack tolerance.

However, despite the new work of studies on network tolerance, little effort has been made on the repair of the attacked networks. In this paper, we propose a simple model and study the evolution of complex networks under continuous attacks and repairs. This effect can be pictured for the organism: the organism has to experience various DNA damages and corresponding repairs during its growth. The effect can be also exemplified by the Internet: the development of Internet always follows the contest of virus attacks and protections. Our model is aiming at investigating the stability appearing in the evolution of complex systems frequently attacked by internal or environmental agents. The model shows that complex networks will become more stable in the evolution and eventually reach the stationary states. We also discuss the topological changes of complex networks before and after the evolution. It will be useful for understanding the dynamics of complex systems.

II. EVOLUTION MODEL

We start by constructing a network according to the Erdos-Renyi random graph (RG) model or Barabasi-Albert scale-free (SF) model. The algorithms of RG and SF networks have been mentioned in the Introduction. The dynamics of our model is defined in terms of the following two operations:

1. **Attack:** Find a node with the maximum degree k_{max} and remove all its links. (If several nodes happen to have the same highest degree of connection, we randomly choose one of them.)
2. **Repair:** Reconnect this node with the other nodes in the network with probability p_{re} .

Then, the evolution comes into the next Monte Carlo time step. The random repair is considered because most of the time our operation to the system is more or less blinded due to incomplete information. In addition, the

Electronic address: chip@iopp.ccnu.edu.cn

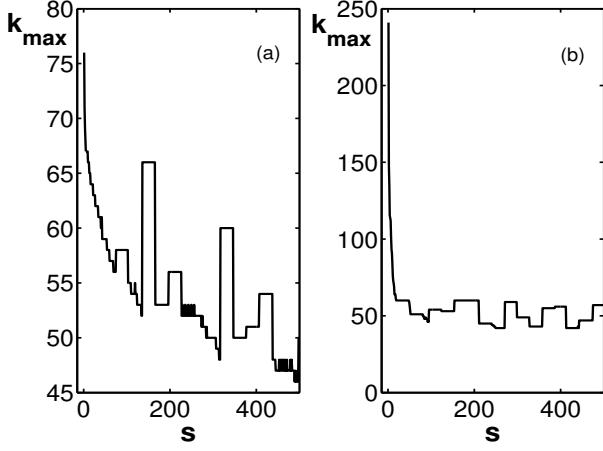


FIG. 1: Plots of k_{\max} versus time step s with size $N = 10\,000$ and $p_{re} = 0.005$ for (a) random graphs; (b) scale-free networks.

size of the system remains unchanged during the evolution since the way of simulated attacks is the deletion of links. In order to reduce the number of parameters in the model, we set the repair probability p_{re} the same as the connection probability p_{rg} in RG networks. This set also implies that the information does not increase from initial construction to later repairing.

III. RESULTS AND DISCUSSIONS

A. Stability of complex networks

We have performed extensive numerical simulations to study the evolution of RG and SF networks. It can be easily seen that the maximum degree k_{\max} has a tendency to decrease in the evolution. In Fig. 1, we give a snapshot of the maximum degree k_{\max} versus time step s with $N = 10\,000$ nodes and repair probability $p_{re} = 0.005$ for RG and SF networks. We find that the fluctuation of k_{\max} is very large for RG networks. For SF networks, k_{\max} decreases very steeply at first and then steadily with s . The behavior of scale-free networks is rooted in their extremely inhomogeneity in which the removal of a few highly connected nodes dramatically reduces the connections of the networks.

From intuition, a node with less links to others will be attacked less frequently. Thus a network with smaller maximum connection degree is more stable. To describe the stability of the network, we introduce a new quality, Invulnerability $I(s)$. The definition of $I(s)$ is analogous to that of the Gap $G(s)$ in the Bak-Sneppen evolution model [17, 18], which is used to simulate the evolution of species. Considering an evolution of network with maximum degrees $k_{\max}(1), k_{\max}(2), \dots, k_{\max}(s)$, invulnerability $I(s)$ at time s is defined

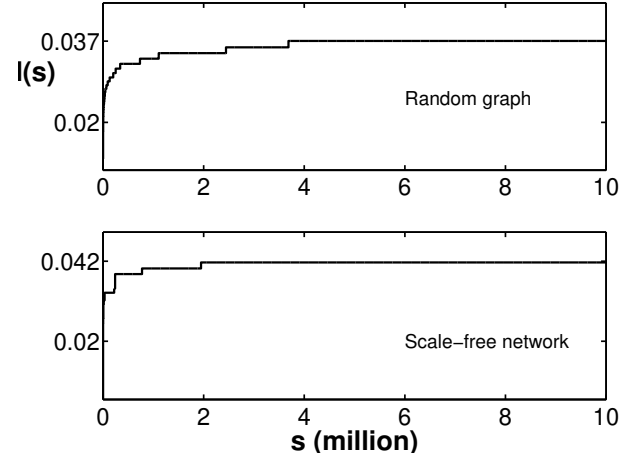


FIG. 2: Plots of $I(s)$ versus step s (million) with $N = 10\,000$ and $p_{re} = 0.005$.

$$I(s) = 1/M \inf_{i \leq s} k_{\max}(i) \quad \text{for } i \leq s; \quad (1)$$

ie., the inverse of the minimum of all the maximum degrees in the evolution before moment s . Initial value of $I(s)$ is equal to $1/k_{\max}(1)$. $I(s)$ reflects the attack tolerance of the network. When $I(s)$ is small, the network is vulnerable to attack and behaves less stability. Obviously from definition, $I(s)$ is non-decreasing function of evolution, and some fluctuations in k_{\max} have been filtered out.

In Fig. 2 we plot the evolution $I(s)$ versus s (million) of RG and SF networks under $N = 10\,000$ and $p_{re} = 0.005$. We observe that in both networks $I(s)$ increases very quickly at small s but slowly at large s and finally reaches a stationary value I_c when s is large enough. The increase of $I(s)$ indicates that the system is getting more and more stable in general by experiencing continuous attacks and repairs. This figure is similar to the envelope function of Bak-Sneppen evolution model. Without interference from outside world, the network evolves to a stationary state, and the process takes place over a very long transient period.

B. Stationary states of random graphs

In this section we will present the properties of stationary value I_c^{rg} in the stationary state for RG networks. In RG networks, the average degree $\langle k \rangle_{rg}$ is determined by the connection probability p_{rg} and the size N , $\langle k \rangle_{rg} = p_{rg}N$. With $\langle k \rangle_{rg} = 20$ fixed and $p_{re} = p_{rg}$, we find that I_c^{rg} stays unchanged at 0.2 with size N ranging from 100 to 10 000. This result is interesting, because it shows that the stationary value I_c^{rg} depends not on the network size N , but the average degree $\langle k \rangle_{rg}$.

To get the relationship between I_c^{rg} and $\langle k \rangle_{rg}$, we show in Fig. 3 I_c^{rg} as a function of $\langle k \rangle_{rg}$ in a log-log plot. We

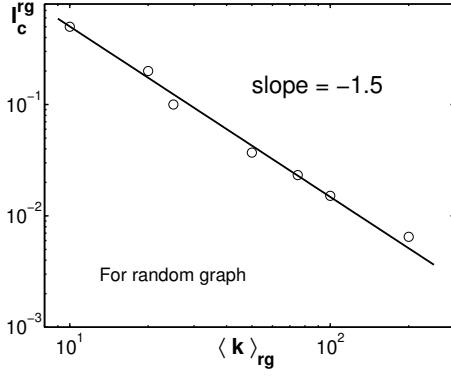


FIG. 3: Plot of I_c^{rg} versus $\langle k \rangle_{rg}$ with size N ranging from 100 to 10 000.

nd that I_c^{rg} has a power-law dependence on the average degree $\langle k \rangle_{rg}$,

$$I_c^{rg}(\langle k \rangle_{rg}) \propto \langle k \rangle_{rg}^{-1.5}; \quad (2)$$

where the exponent is about 1.5. Fig. 3 illustrates that after the network has relaxed to the stationary state, the stability of the network will increase rapidly with the decrease of average degree $\langle k \rangle_{rg}$. Thus, when the $\langle k \rangle_{rg}$ is small, i.e., less communications and interactions in the network, the system will be more stable.

C. Stationary states of scale-free networks

The properties of stationary value I_c^{sf} in the stationary state for SF networks will be illustrated in this section. In Fig. 4, we plot I_c^{sf} as a function of repair probability p_{sf} in a semi-log coordinate with $N = 1000$ (circles); 5000 (squares) and 10 000 (triangles). We find that I_c^{sf} decreases with the increase of N or p_{sf} . While large N or p_{sf} means the large number of links in networks. In other words, the stability of the system relies on the internal interactions within the system, that is, the stronger the interactions, the less stable the system. From Fig. 4 we can also observe that in this semi-log plot I_c^{sf} has an approximately linear decrease with p_{sf} under fixed N , i.e., an exponential relationship between I_c^{sf} and p_{sf} ,

$$I_c^{sf}(p_{sf}) \propto \exp(-a(N)p_{sf} + b(N)); \quad (3)$$

where $a(N)$ and $b(N)$ are two fitting parameters related to the size N .

D. Topological changes of complex networks

In order to offer further information of complex networks in the stationary states, we compare some structural properties of the networks in the initial states with

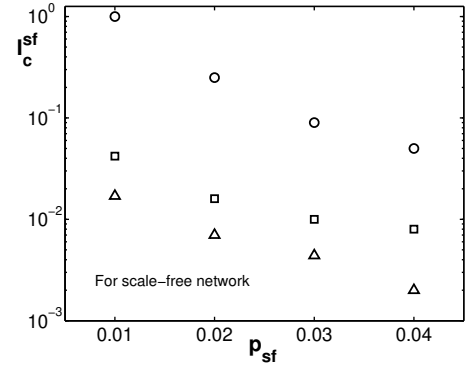


FIG. 4: Plot of I_c^{sf} versus repair probability p_{sf} with size $N = 1000$ (circles); 5000 (squares); and 10 000 (triangles).

TABLE I: Comparison of topological changes in initial and stationary states between RG and SF networks under $N = 10\,000$ and $p_{re} = 0.005$.

	I_c	$\langle k \rangle^i$	$\langle k \rangle^s$	L^i	L^s	C^i	C^s	r^i	r^s
RG	0.037	50.16	19.34	2.77	3.68	0.005	0.57	0.00041	0.35
SF	0.042	4.0	3.35	5.09	7.17	0.0039	0.014	-0.049	0.39

those in the stationary states. In Table I, we display the topological changes of RG and SF networks under $N = 10\,000$ and $p_{re} = 0.005$. We use the superscript i and s to distinguish the initial and stationary states.

Average degree. We find that the average degree in stationary states $\langle k \rangle^s$ decreases dramatically for RG networks but slightly for SF networks. This result is rooted in the homogeneity of RG networks. Since in RG networks all nodes have approximately the same number of links, a majority of nodes in the network will be impacted by the attacks and, hence, the rapid decrease of $\langle k \rangle$.

Characteristic path length. The characteristic path length L is the average length of the shortest paths between any two nodes in the network. L^s in the stationary state is a little larger than L^i , which exhibits that it will take a little longer for the nodes in the network to communicate with each other after the evolution.

Clustering coefficient. The clustering coefficient of node i is defined as the existing numbers n_i among the links of node i over all the possible links, that is, $C_i = n_i / [k_i(k_i - 1)/2]$. The clustering coefficient of the whole network is $C = \frac{1}{N} \sum C_i$. C^s for RG and SF networks are increased by 99% and 72%, compared with C^i in the initial states. It suggests that the nodes are highly clustered in the stationary states.

Assortativity. The assortativity r in the range $-1 \leq r \leq 1$ is another interesting feature of complex networks. A network is said to show assortative, $r > 0$, if the high-degree nodes in the network preferentially connect to other high-degree nodes. By contrast, a network is disassortative, $r < 0$, if the high-degree nodes tend to connect to other low-degree nodes. The values of r^i and r^s have

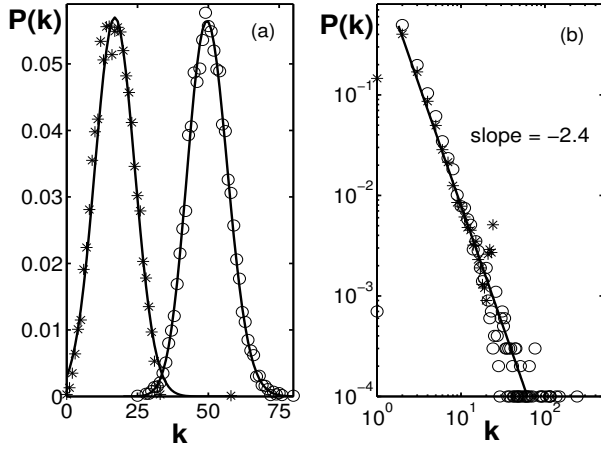


FIG. 5: A comparison of degree distributions under $N = 10\,000$ and $p_{re} = 0.005$ in initial (circles) and stationary (asterisks) states for (a) random graphs; and (b) scale-free networks. Solid lines are the fit curves.

shown that both RG and SF networks turn to strongly assortative networks in the stationary states from initial weakly assortative or even disassortative ones.

Degree distribution. Fig. 4(a) and 4(b) display the degree distributions $P(k)$ of RG and SF networks in the initial and stationary states under $N = 10\,000$ and $p_{re} = 0.005$. For RG networks, the degree distribution $P(k)_{rg}^s$ in the stationary state is a Gaussian one with mean value $\langle k \rangle_{rg}^s \approx 19$ and standard deviation $\sigma_{rg}^s \approx 7$, while the $P(k)_{rg}^i$ in the initial state is a Poisson distribution with $\langle k \rangle_{rg}^i \approx 50$ and $\sigma_{rg}^i = \sqrt{\langle k \rangle_{rg}^i} \approx 7.1$. For SF networks, $P(k)_{sf}^i$ and $P(k)_{sf}^s$ are both power-laws, $P(k)_{sf} \propto k_{sf}^{-\gamma}$, with the similar exponent about 2.4. The differences between $P(k)_{sf}^i$ and $P(k)_{sf}^s$ are that the fat tail in $P(k)_{sf}^i$ vanishes; and the maximum degree decreases from the initial value of 241 to 50 in stationary state. Besides, Fig. 4(a) and 4(b) show that the shape of the degree distributions is almost the same for RG and SF networks in initial and stationary states. It suggests that the general structures of the systems do not change even after a long time evolution to the stationary states.

In general, the system in the stationary state has smaller average degree $\langle k \rangle$ but larger clustering coefficient

C and stronger assortativity r . It implies that the system after undergoing a long period of evolution is composed of small highly clustered groupings, which well fits the natural world. In ecosystems, agents autonomously form communities, in which individuals are highly correlated. Commercial airlines, for reasons of efficiency, prefer to have a small number of hubs where all routes would connect.

IV. CONCLUSIONS

In this paper we study the stability of random graphs and scale-free networks with a simple attack and repair evolution model. We introduce a new quantity, invulnerability $I(s)$, to describe the stability of the networks. A stationary state with fixed $I(s)$ is observed during the evolution of the network. The stationary value of invulnerability I_c is found to have a power-law dependence on $\langle k \rangle_{rg}$ for RG networks; and an exponential relationship with repair probability p_{sf} for SF networks. We give further information on the evolution of the networks by comparing the topological changes between the initial and stationary states. We conclude that the networks in the stationary states are composed of small highly clustered groupings, which well fits the evolution of complex systems in natural world.

Still, there are many issues to be addressed, such as the correlations and the fluctuations in k_{max} in the evolution, especially after the stationary state. These fluctuations may tell us more about the nature of the stationary state. The behavior of the average degree in the evolution also may shed some light on the dynamics of the networks. In addition, it is worthwhile to investigate whether the evolution of networks demonstrate self-organized criticality (SOC), according to the similarity between the evolution of invulnerability $I(s)$ with that of the envelope function $G(s)$ in Bak-Sneppen model. All these topics can not be covered in this paper, and will be discussed later.

Acknowledgments

This work was supported in part by the National Natural Science Foundation of China under grant No. 70271067 and by the Ministry of Education of China under grant No. 03113.

[1] S. Wasserman and K. Faust, *Social Network Analysis*, (Cambridge University Press, Cambridge, England, 1994).
[2] R. J. Williams and N. D. Martinez, *Nature* 404 (2000) 180.
[3] W. Li and X. Cai, *Phys. Rev. E* 69 (2004) 046106.
[4] L. P. Chi, R. Wang, H. Su, et al, *Chin. Phys. Lett.* 20 (2003) 1393.
[5] V. Latora and M. Marchiori, *Physica A* 314 (2002) 109.

[6] R. Albert, H. Jeong and A.-L. Barabasi, *Nature* 401 (1999) 130.
[7] P. Erdős and A. Rényi, *Publ. Math. Inst. Hung. Acad. Sci.* 5 (1960) 17.
[8] A.-L. Barabasi and R. Albert, *Science* 286 (1999) 509.
[9] A.-L. Barabasi, R. Albert, and H. Jeong, *Physica A* 281 (2000) 69.
[10] R. Albert and A.-L. Barabasi, *Rev. Mod. Phys.* 74 (2002) 47.

- [11] P. Crucitti, V. Latora, M. Marchiori and A. Rapisarda, Physica A 340 (2004) 388.
- [12] P. Crucitti, V. Latora, M. Marchiori and A. Rapisarda, Physica A 320 (2003) 622.
- [13] X. Li and G. Chen, Physica A 328 (2003) 274.
- [14] R. Albert, H. Jeong and A.-L. Barabasi, Nature 406 (2000) 378.
- [15] R. Cohen, K. Erez, D. ben-Avraham and S. Havlin, Phys. Rev. Lett. 86 (2000) 4626.
- [16] D. S. Callaway, M. E. J. Newman, S. H. Strogatz and D. J. Watts, Phys. Rev. Lett. 85 (2000) 5468.
- [17] P. Bak and K. Sneppen, Phys. Rev. Lett. 71 (1993) 4083.
- [18] M. Paczuski, S. Maslov and P. Bak, Phys. Rev. E 53 (1996) 414.