

Development of superconducting correlation at low temperatures in the two-dimensional t - J model

TAKASHI KORETSUNE^{1*} and MASAO OGATA²

¹*RIKEN, 2-1 Hirosawa, Wako, Saitama 351-0198, Japan*

²*Department of Physics, University of Tokyo, Bunkyo-ku, Tokyo 113-0033, Japan*

The equal-time pairing correlation function of the two-dimensional t - J model on a square lattice is studied using a high-temperature expansion method. The sum of the pairing correlation, its spatial dependence, and the correlation length are obtained as functions of temperature down to $T \simeq 0.2t$. By comparison of single-particle contributions in the correlation functions, we find an effective attractive interaction between quasi-particles in $d_{x^2-y^2}$ -wave pairings. It is shown that d -wave correlation grows rapidly at low temperatures for $0.5 < n < 0.9$, with n being the electron density. The temperature for this growth is roughly scaled by $J/2$. This is in sharp contrast to the Hubbard model in a weak or intermediate coupling region, where there is no numerical evidence of superconductivity.

KEYWORDS: t - J model, superconductivity

Since the discovery of high- T_c superconductors,¹ great efforts have been devoted to explaining the mechanism of their superconductivity. It is now believed that two dimensionality and strong electron correlation are important for high- T_c superconductivity. Although many studies have been carried out using the Hubbard model and the t - J model on a two-dimensional square lattice, numerical studies using these models do not always support superconductivity. In the Hubbard model, quantum Monte Carlo simulations show that there is no enhancement of pairing correlation,²⁻⁵ although RPA,⁶ fluctuation exchange (FLEX) approximations⁷ or renormalization group approaches⁸ claim $d_{x^2-y^2}$ -wave superconductivity. It is considered that the lattice size or electron correlation ($U/t < 4$) in the numerical calculation is too small to deal with superconductivity which has a very low energy scale.⁹ Although several efforts to detect superconductivity have been made,¹⁰ it is far from conclusive whether superconductivity occurs in the two-dimensional Hubbard model numerically.

In the t - J model, on the other hand, mean-field theory indicates $d_{x^2-y^2}$ -wave superconductivity and superconductivity is supported by several numerical calculations.¹¹⁻¹⁹ However, these studies are restricted to small system sizes or a variational theory in the ground state. In exact diagonalization studies of small clusters,^{12,13} it is very difficult to discuss the long-range order. In variational calculations,¹⁴⁻¹⁸ on the other hand, it is known that the variational energy is mainly determined from short-range correlations, and thus it is difficult to confirm the existence of superconducting long-range order. Therefore, some exact numerical calculations are highly necessary. Since quantum Monte Carlo simulations have not been successful in the t - J model, the only available exact calculation is a high-temperature expansion method, which has no negative sign problem and can be used to treat large systems exactly. Using this method, we can study the properties at finite temperatures which

give complementary information for ground-state studies.

Using high-temperature expansions, thermodynamic quantities, and two-point correlation functions, such as free energy and spin-spin correlation functions, have been studied.²⁰⁻²² However, superconducting pairing correlations have not been obtained because calculation of these quantities, which are essentially four-point correlations, requires a greater number of graphs. Recently, Pryadko *et al.*²³ have obtained a high-temperature series of pairing susceptibilities through the ninth order in inverse temperature and claimed that the pairing susceptibility does not grow at low temperatures for $J/t < 1$. However, the order of the expansion is too low and the error bars are too large to make a definite conclusion.

In this study, we investigate the high-temperature expansion of equal-time pairing correlation functions up to the twelfth order in inverse temperatures. In fact, series analysis of a pairing correlation function is a difficult problem since pairing correlation functions decay very rapidly for long distances as discussed below. To overcome this difficulty, we develop a method of observing superconductivity on the basis of correlation lengths. In this analysis, we find that it is possible to study superconductivity more accurately. Using Padé approximations, we successfully extrapolate the series down to $T \sim 0.2t$ and find that the pairing correlation for $d_{x^2-y^2}$ -wave symmetry grows rapidly at low temperatures for $J/t \sim 0.4$ and $0.5 < n < 0.9$. By this calculation, we can explicitly show the development of superconducting correlations in the t - J model at finite temperatures.

The t - J model is defined as

$$\mathcal{H} = -t \sum_{\langle i,j \rangle \sigma} P \left(c_{i\sigma}^\dagger c_{j\sigma} + h.c. \right) P + J \sum_{\langle i,j \rangle} \mathbf{S}_i \cdot \mathbf{S}_j, \quad (1)$$

where summations are over the nearest-neighbor pairs on a square lattice and the projection operator P eliminates doubly occupied sites. For this model, we calculate the high-temperature series of the equal-time pairing corre-

*E-mail address: koretune@riken.jp

lation function given as

$$P_\alpha(i, j) = \langle \Delta_\alpha^\dagger(\mathbf{r}_i) \Delta_\alpha(\mathbf{r}_j) + \Delta_\alpha(\mathbf{r}_i) \Delta_\alpha^\dagger(\mathbf{r}_j) \rangle. \quad (2)$$

Here, α denotes the symmetry of the pairing function, and the order parameter $\Delta_\alpha(\mathbf{r}_i)$ is defined by

$$\Delta_\alpha(\mathbf{r}_i) = \sum_l f_\alpha(l) (c_{i\uparrow} c_{i+l\downarrow} \pm c_{i+l\uparrow} c_{i\downarrow}), \quad (3)$$

with $f_\alpha(l)$ being the form factor of the pairing correlation and \mathbf{r}_i being the coordinate at site i . Considering the nearest neighbor pairings, the form factors in the square lattice are given by

$$f_s(l) = \frac{1}{2} [\delta_{l_x,0} (\delta_{l_y,1} + \delta_{l_y,-1}) + \delta_{l_y,0} (\delta_{l_x,1} + \delta_{l_x,-1})], \quad (4)$$

$$f_d(l) = \frac{1}{2} [\delta_{l_x,0} (\delta_{l_y,1} + \delta_{l_y,-1}) - \delta_{l_y,0} (\delta_{l_x,1} + \delta_{l_x,-1})], \quad (5)$$

for a singlet case, and

$$f_p(l) = \frac{1}{\sqrt{2}} [\delta_{l_y,0} (\delta_{l_x,1} - \delta_{l_x,-1})], \quad (6)$$

for a triplet case. Each denotes the pairing correlation for an extended s -wave, $d_{x^2-y^2}$ -wave and p -wave, respectively. The average in eq. (2) is taken over the grand canonical ensemble; that is, $\langle O \rangle = \text{Tr} O e^{-\beta(\mathcal{H} - \mu N_e)} / \text{Tr} e^{-\beta(\mathcal{H} - \mu N_e)}$. We calculate $P_\alpha(i, j)$ up to the twelfth order in inverse temperature, β , using the finite cluster method.²⁴ Since we consider Cooper pairs of nearest-neighbor sites, graphs appearing in the calculation have up to fourteen edges. In each graph, a pair of edges represents Cooper pairs at site i and j , and the rest of the edges represent the corresponding nearest-neighbor bonds in the Hamiltonian. After calculating $P_\alpha(i, j)$ as a function of β , $\lambda = e^{\beta\mu}$, J and t , we eliminate λ by solving the high-temperature series of electron density, n , given by

$$n = -\frac{\partial \Omega}{\partial \mu} = \frac{2\lambda}{1+2\lambda} + \dots,$$

and obtain $P_\alpha(i, j)$ as a function of n .²⁵ The obtained series is too long to show here, but it is available from the authors upon request.

For extrapolating a high temperature series to low temperatures, we use a Padé approximation. To improve the convergence, we also calculate the series using an alternative choice of the variable $w(\beta) = \tanh(f\beta)$, where f is a parameter tuned to optimize the convergence.²¹ For small values of f , the series does not differ much from that for β . Note that when $\beta \rightarrow \infty$, w becomes finite, which avoids the unphysical divergences or zeros of a Padé approximation at $\beta = \infty$. However, one cannot extrapolate to values of β much larger than $1/f$ since $\tanh(f\beta)$ almost saturates. With this in mind, we generate various Padé approximations using $0.01 < f < 0.2$. The extrapolated values and the error bars of all the following figures are calculated as averages and deviations of various Padé approximations, respectively.

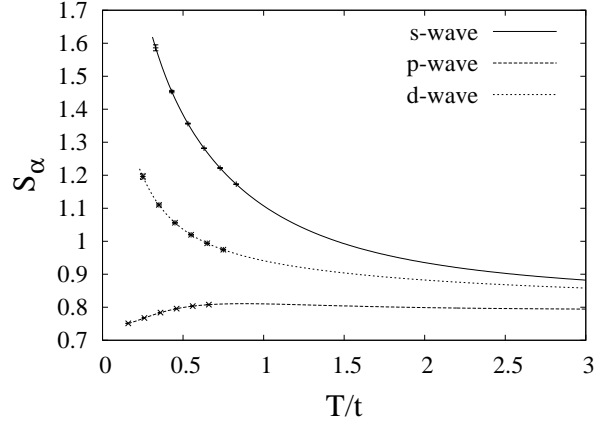


Fig. 1. Sum of equal-time pairing correlation functions, $S_\alpha(T)$, for $\alpha = s, p$, and d at $n = 0.8$ and $J/t = 0.4$.

Let us first discuss the sum of the equal-time pairing correlation function ($\mathbf{q} = 0$ component), $S_\alpha(T)$, defined as

$$S_\alpha = \frac{1}{N} \sum_{i,j} P_\alpha(i, j). \quad (7)$$

Figure 1 shows $S_\alpha(T)$ ($\alpha = s, p$, and d -wave) at $J/t = 0.4$ for $n = 0.8$. If superconductivity is realized at $T = 0$, $S_\alpha(T)$ diverges as $T \rightarrow 0$ together with pairing susceptibility. It can be seen in Fig. 1 that p -wave pairing correlation does not show an enhancement at low temperatures. This is the expected behavior since the effect of J , which favors singlet pairing, is large near half filling. In contrast, s - and d -wave pairing correlations grow at low temperatures ($T < 0.5t$). In particular, s -wave pairing increases rapidly, which at first glance suggests an s -wave superconductivity. However, as we show shortly, we find that this s -wave enhancement is due to a local singlet formation.

The pairing correlations as functions of distance, $P_\alpha(r)$, given by

$$P_\alpha(r) = \frac{1}{N} \sum_{|\mathbf{r}_i - \mathbf{r}_j| = r} P_\alpha(i, j), \quad (8)$$

with $\alpha = s$ or d are shown in Fig. 2. Here, the distance is defined as $|\mathbf{r}| = |r_x| + |r_y|$. In agreement with the behavior of S_d , $P_d(r)$ grows with decreasing temperature. Figure 2(a) shows that $P_d(r)$ with $r > 2$ will reach values of 0.01 or larger as $T \rightarrow 0$, indicating that the long-range pairing correlation exists at $T = 0$. In contrast, the s -wave pairing correlation becomes very small (or even negative in some parameters) for long distances ($r > 3$). This means that the enhancement of S_s in Fig. 1 comes only from the short-range pairing correlation and that S_s does not diverge as $T \rightarrow 0$. These results are consistent with the ground state studies.

Although the result of $P_\alpha(r)$ shows an enhancement of the long-range d -wave pairing correlation, the extrapolation of $P_\alpha(r)$ can be done only at relatively high temperatures ($T/t > 1$) for large r values, where the high-temperature series is rather short. For example, the series of $P_\alpha(r)$ at $r = 5$ starts from the order of β^8 . Thus,

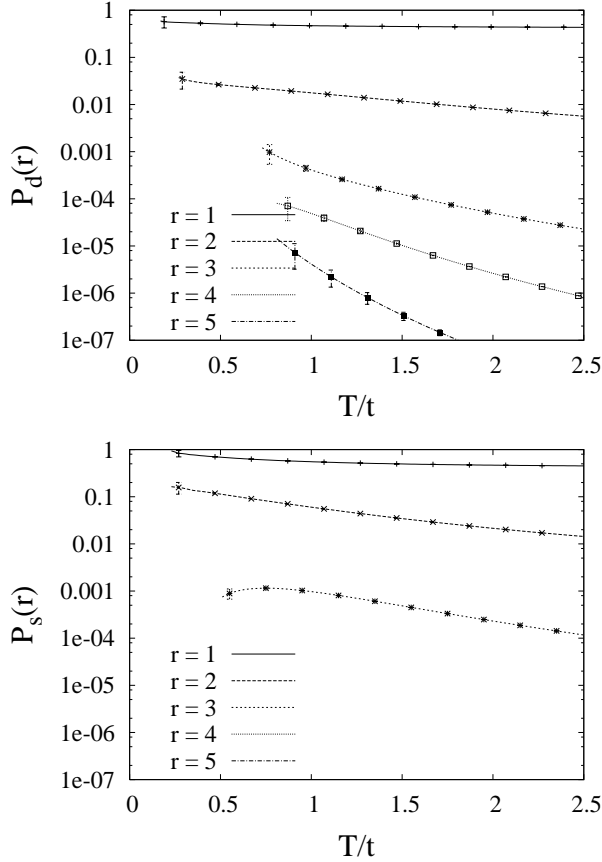


Fig. 2. Distance dependence of pairing correlation function, $P_\alpha(r)$, at $J/t = 0.4$, $n = 0.75$ for (i) $\alpha = d$ and (ii) $\alpha = s$. In the case of d -wave, $P_d(r)$ with $r = 1 \sim 5$ grow with decreasing temperatures though absolute values are small for long distances. In contrast, $P_s(r)$ with $r > 3$ are not found in this figure since $P_s(r)$ at $r = 4$ or 5 is negative in this case.

an alternative method is desired to clarify the growth of long-range correlation at low temperatures more accurately. For this purpose, we calculate the correlation length of pairing correlations as follows. Let us consider the Fourier transform of $P_\alpha(i, j)$,

$$P_\alpha(\mathbf{q}) = \frac{1}{N} \sum_{i,j} P_\alpha(i, j) \exp(i\mathbf{q} \cdot (\mathbf{r}_i - \mathbf{r}_j)). \quad (9)$$

When the correlation of Δ_α develops, $P_\alpha(\mathbf{q})$ shows a peak at $q = 0$. Then, the correlation length of Δ_α is defined from the width of its peak as

$$\begin{aligned} \xi_\alpha^2 &= -\frac{1}{2dP_\alpha(\mathbf{q})} \frac{\partial^2}{\partial \mathbf{q}^2} P_\alpha(\mathbf{q}) \Big|_{\mathbf{q}=0} \\ &= \frac{1}{2dS_\alpha} \sum_i |\mathbf{r}_i|^2 \langle \Delta_\alpha^\dagger(0) \Delta_\alpha(\mathbf{r}_i) + \Delta_\alpha(0) \Delta_\alpha^\dagger(\mathbf{r}_i) \rangle, \end{aligned} \quad (10)$$

with d being a dimension. We find that the high-temperature series of this quantity converges much better than $P_\alpha(r)$. Figure 3 shows ξ_s and ξ_d at $n = 0.8$. It is apparent that ξ_d shows a large enhancement for $T < 0.1-0.2t$, which is consistent with the behavior of S_d and $P_d(r)$. In contrast, ξ_s almost saturates at $T \sim 0.4t$

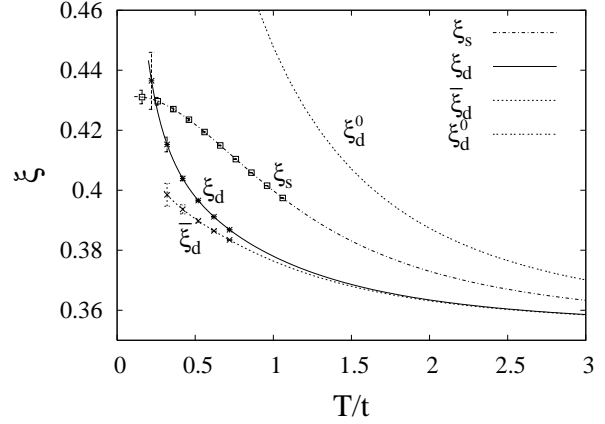


Fig. 3. Correlation lengths for s - and d -wave pairing at $J/t = 0.4$ and $n = 0.8$. For comparison, the correlation length of d -wave pairing for the free-electron system, ξ_d^0 , and the correlation length of single-particle contribution (see the text), $\bar{\xi}_d$, are also shown.

and does not grow at low temperatures, which also agrees with the behavior of $P_s(r)$.

Although the enhancement of ξ_d is promising for superconducting long-range order at $T = 0$, we must be careful with our conclusion since the pairing correlation contains single-particle contributions. For example, the correlation length of d -wave pairing symmetry in the free-electron system, ξ_d^0 , for the same electron density ($n = 0.8$) is shown in Fig. 3. Although ξ_d^0 is relatively large and grows as $T \rightarrow 0$, there should be no instability of superconductivity. This enhancement of ξ_d^0 comes from the single-particle part: for free systems, $\langle c_{i\uparrow} c_{j\downarrow} c_{k\downarrow}^\dagger c_{l\uparrow}^\dagger \rangle = \langle c_{i\uparrow} c_{l\uparrow}^\dagger \rangle \langle c_{j\downarrow} c_{k\downarrow}^\dagger \rangle$ holds, and the single-particle part $\langle c_{i\uparrow} c_{l\uparrow}^\dagger \rangle$ provides the enhancement.

To extract an intrinsic pairing correlation, we use a method employed in the Hubbard model.²⁶ The single-particle contribution in $P_\alpha(i, j)$ can be obtained from high-temperature series of $\langle c_{i\uparrow} c_{l\uparrow}^\dagger \rangle$ and $\langle c_{j\downarrow} c_{k\downarrow}^\dagger \rangle$. (They correspond to disconnected diagrams.) By applying the same extrapolation scheme used for ξ_d , we calculate $\bar{\xi}_d$ from $\langle c_{i\uparrow} c_{l\uparrow}^\dagger \rangle \langle c_{j\downarrow} c_{k\downarrow}^\dagger \rangle$. Then, comparing ξ_d with $\bar{\xi}_d$, we can discuss the effective interactions among pairs. The obtained results using the t - J model are shown in Fig. 3. It is observed that $\bar{\xi}_d$ is strongly suppressed compared with ξ_d^0 , which indicates that electrons have difficulty moving with strong correlations. Furthermore, ξ_d , which is very similar to $\bar{\xi}_d$ at high temperatures, deviates from $\bar{\xi}_d$ and starts to grow at low temperatures. This means that there is an effective attractive interaction in the d -wave pairings. The growth of correlation length itself means that the pairing correlation becomes long-ranged with lowering of the temperature. In fact, the behavior of ξ_d is apparently different from that of the s -wave case, ξ_s , where pairing correlations are short-ranged. Although the divergence of ξ_d as $T \rightarrow 0$ is not perfectly proved, the behavior of ξ_d at $T < 0.3t$ strongly suggests superconductivity in the ground state.

The doping rate dependences of ξ_d and $\bar{\xi}_d$ are shown in Fig. 4 for some values of T/t . Apparently, ξ_d shows

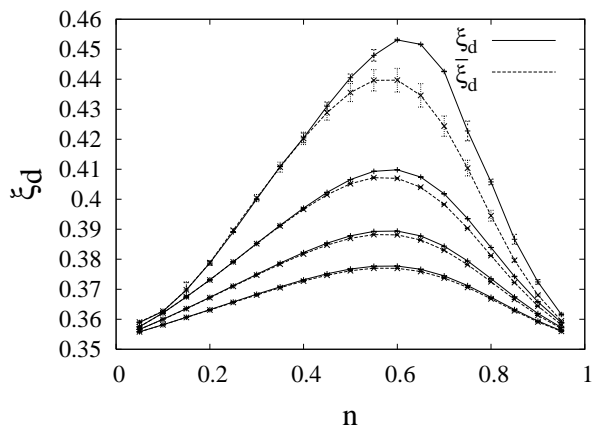


Fig. 4. ξ_d and $\bar{\xi}_d$ as functions of n at $T/t = 0.4, 0.8, 1.2$, and 1.6 (from top to bottom).

enhancement over a wide region. However, in the low-density region, ξ_d and $\bar{\xi}_d$ are very similar since the effects of J and the Gutzwiller projection, which makes a difference between ξ_d and $\bar{\xi}_d$, are small. We can see that ξ_d grows faster than $\bar{\xi}_d$ in the range $0.5 < n < 0.9$. Thus, superconductivity is expected in this region. This doping dependence is consistent with that observed in previous ground state studies.^{11, 14, 17}

Here, we describe the J dependence of pairing correlations. It is found that the behavior of ξ_d for $J = 0 \sim 1$ does not change qualitatively. Even at $J = 0$, ξ_d grows with lowering temperatures, though it does not show rapid growth at $T > 0.1 \sim 0.2t$. With increasing J , the growth of ξ_d starts at higher temperatures. It is roughly scaled by $J/2$ at $n = 0.8$.

To summarize, we have studied the equal-time pairing correlation function of the two-dimensional t - J model on a square lattice. It is found that the pairing correlation grows with decreasing temperature. A prominent enhancement of correlation length is detected in a wide region, which occurs at $T < 0.2t$. This growth of the pairing correlation length indicates the superconducting

ground state in the t - J model. This is in sharp contrast to the Hubbard model in a weak or intermediate coupling region. Although the pairing susceptibility in the Hubbard model shows an effective attractive interaction in the d -wave channel,²⁶ pairing correlations are short-ranged and do not show scaling with lattice size.^{3, 4}

- 1) J. Bednorz and K. Müller: Z. Phys. B **64** (1986) 189.
- 2) M. Imada and Y. Hatsugai: J. Phys. Soc. Jpn. **58** (1989) 3752.
- 3) N. Furukawa and M. Imada: J. Phys. Soc. Jpn. **61** (1992) 3331.
- 4) A. Moreo: Phys. Rev. B **45** (1992) 5059.
- 5) S. Zhang, J. Carlson and J. E. Gubernatis: Phys. Rev. Lett. **78** (1997) 4486.
- 6) D. J. Scalapino: Phys. Rep. **250** (1995) 329.
- 7) N. E. Bickers, D. J. Scalapino and S. R. White: Phys. Rev. Lett. **62** (1989) 961.
- 8) C. J. Halboth and W. Metzner: Phys. Rev. B **61** (2000) 7364.
- 9) H. Yokoyama, Y. Tanaka, M. Ogata and H. Tsuchiura: J. Phys. Soc. Jpn. **73** (2004) 1119.
- 10) K. Kuroki and H. Aoki: Phys. Rev. B **56** (1997) R14287.
- 11) M. Kohno: Phys. Rev. B **55** (1997) 1435.
- 12) E. Dagotto and J. Riera: Phys. Rev. Lett. **70** (1993) 682.
- 13) E. Dagotto, J. Riera, Y. C. Chen, A. Moreo, A. Nazarenko, F. Alcaraz and F. Ortolani: Phys. Rev. B **49** (1994) 3548.
- 14) H. Yokoyama and H. Shiba: J. Phys. Soc. Jpn. **57** (1988) 2482.
- 15) C. Gros: Ann. Phys. (N.Y.) **189** (1989) 53.
- 16) H. Yokoyama and M. Ogata: J. Phys. Soc. Jpn. **65** (1996) 3615.
- 17) A. Himeda and M. Ogata: Phys. Rev. B **60** (1999) R9935.
- 18) S. Sorella, G. B. Martins, F. Becca, C. Gazza, L. Capriotti, A. Parola and E. Dagotto: Phys. Rev. Lett. **88** (2002) 117002.
- 19) E. Dagotto: Rev. Mod. Phys. **66** (1994) 763.
- 20) W. O. Putikka, M. U. Luchini and T. M. Rice: Phys. Rev. Lett. **68** (1992) 538.
- 21) R. R. P. Singh and R. L. Glenister: Phys. Rev. B **46** (1992) 11871.
- 22) W. O. Putikka, R. L. Glenister, R. R. P. Singh and H. Tsunetsugu: Phys. Rev. Lett. **73** (1994) 170.
- 23) L. P. Pryadko, S. A. Kivelson and O. Zachar: Phys. Rev. Lett. **92** (2004) 067002.
- 24) C. Domb and M. S. Green: *Phase Transitions and Critical Phenomena*, vol. 3 (Academic, London, 1974).
- 25) K. Kubo and M. Tada: Prog. Theor. Phys. **71** (1984) 479.
- 26) S. R. White, D. J. Scalapino, R. L. Sugar, N. E. Bickers and R. T. Scalettar: Phys. Rev. B **39** (1989) R839.