

# Signatures of the BCS to Bose crossover in atom shot noise correlations

Jorge Quintanilla

Isis facility, Rutherford Appleton Laboratory,  
Chilton, Didcot OX11 0QX, Oxfordshire, U.K.

We discuss the superfluid wave function of an atomic Fermi gas, which can be measured in an atom shot noise correlation experiment. We note that it is qualitatively different in the BCS and Bose limits and on the basis of this we propose quantitative criteria to identify the crossover between the two regimes.

The achievement of quantum degeneracy in Fermi gases [1], loading of ultracold atoms on optical lattices [2] and control of atom-atom interactions using Feshbach resonances suggest using ultracold atoms as laboratory models of strongly-correlated electrons. In this respect the recent creation of fermion condensates [3] represents a significant step forward, as it allows the systematic experimental investigation of one long-standing problem in that area, namely the crossover from BCS superfluidity of weakly-bound “Cooper pairs” to Bose-Einstein condensation of tightly-bound molecules [4].

One difficulty is that, although time-of-flight (TOF) experiments readily yield the momentum distribution of atoms in the condensate,  $n(\mathbf{k})$ , correlation functions are not simple to obtain. This is in contrast with electrons in solids, for which correlation functions can be obtained using neutron and X-ray scattering. In this context it has been proposed to use the pattern of atom shot noise in TOF images to deduce the density-density correlation function [5]. Recent experiments have implemented these ideas to probe a Bose gas in the Mott insulating state [6] and pairing correlations in a Fermi gas [7]. In the case of a fermion superfluid, the density-density correlation function can be used to infer the superfluid wave function [5]. Here we point out that the latter quantity has very different properties in the BCS and Bose limits and show how to use it to identify the crossover region.

We consider a Fermi gas where, as in a recent experiment [7], each atom can have two flavours of the “spin”. For simplicity we assume translational invariance and work at zero temperature. The quantity of interest is the spin-flip density-density correlation function between two atoms with different momenta  $\mathbf{k}; \mathbf{k}^0$ :

$$\langle n(\mathbf{k}; \mathbf{k}^0) \rangle = \langle \hat{n}_{\mathbf{k}}^\dagger(\mathbf{k}) \hat{n}_{\mathbf{k}^0}(\mathbf{k}^0) \rangle = \langle \hat{n}_{\mathbf{k}}^\dagger(\mathbf{k}) \hat{n}_{\mathbf{k}^0}(\mathbf{k}^0) \rangle$$

Following Altman *et al.* [5] we evaluate this expression in the BCS ground state, to find

$$\langle n(\mathbf{k}; \mathbf{k}^0) \rangle = \langle \hat{n}_{\mathbf{k}}^\dagger(\mathbf{k}) \hat{n}_{\mathbf{k}^0}(\mathbf{k}^0) \rangle \quad (1)$$

As pointed out in that reference the salient feature is the strong correlation between particles with opposite momenta, which can be observed in an experiment of the type described in [7], where the magnitudes  $k$  and  $k^0$  and the angle  $\hat{\mathbf{k}}$  are integrated over and pairing correlations show up as a peak at  $\hat{\mathbf{k}} = \hat{\mathbf{k}}^0$ . Additionally, it was suggested [5] to study the dependence of  $\langle n(\mathbf{k}; \mathbf{k}^0) \rangle$  on  $k$  and

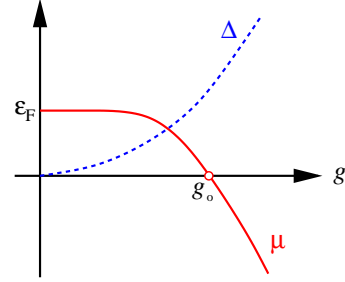


Figure 1: Qualitative dependence of the chemical potential,  $\mu$ , and amplitude of the pairing potential,  $\Delta$ , of a fermionic superfluid as a function of the strength of fermion-fermion attraction,  $g$ .

by averaging over the other magnitude  $k^0$  and the two angles  $\hat{\mathbf{k}}, \hat{\mathbf{k}}^0$ . This yields the  $k$ -dependence of the superfluid wave function,  $\langle n(\mathbf{k}) \rangle$ : Since  $\langle n(\mathbf{k}) \rangle = \langle \hat{n}_{\mathbf{k}}^\dagger \hat{n}_{\mathbf{k}} \rangle$  it yields essential information on the pairing correlations in the ground state. It is an experiment of this latter type that we are considering here.

Our key assumption is that the BCS ground state, used to derive (1), adequately describes, at zero temperature, the correlations present in both the BCS and Bose limits [4]. Using that ansatz, it is easy to show that the superfluid wave function is given by

$$\langle n(\mathbf{k}) \rangle = \frac{\Delta}{2 \sqrt{\frac{\Delta^2}{2m} + \frac{\mu^2}{k^2}}}; \quad (2)$$

where  $\Delta$  is the “pairing potential” of BCS theory,  $m$  the mass of an atom and  $\mu$  the chemical potential.  $\Delta$  and  $\mu$  have to be determined by solving the BCS self-consistency equations [8]. Solutions can be found in the literature for a variety of models with  $s$ - and  $d$ -wave pairing, corresponding to specific choices of a pairing interaction potential  $V(\mathbf{k}; \mathbf{k}^0)$ — see, for example, Refs. [9, 10, 11]. Our emphasis here is on features that do not depend on the model under consideration.

The qualitative behaviour of the pairing and chemical potentials, as functions of the strength  $g$  of the attractive interaction, is sketched in Fig. 1. For weak attraction, the chemical potential is independent of  $g$  and equal to the Fermi energy,  $\mu_F$ , and the amplitude of the pairing potential,  $\Delta$  (where any  $k$ -dependence that does not vary with  $g$  has been factored out), grows like  $\exp(-1/g)$ .

As the attraction grows,  $\mu$  continues to grow, albeit more slowly, and the chemical potential eventually starts to decrease. This crossover regime sets in smoothly when  $\mu = 0$ . In three dimensions, this happens near the value of  $g$  at which the interaction potential has a bound state and the scattering length diverges,  $g_c$ . This lowering of the chemical potential corresponds to a shrinking Fermi surface. [13] At some value  $g = g_0$ ; the chemical potential goes below the bottom of the band:  $\mu < 0$ . For  $g > g_0$ , the lowest-lying single-particle excitations occur at  $k = 0$  and there is no Fermi surface. Thus  $g_0$  is of more physical significance, from the point of view of the crossover, than  $g_c$  [14].

We expect the superfluid wave function, Eq. (2), to reflect the different nature of the BCS and Bose sides of the crossover. For simplicity we neglect the  $k$ -dependence of the pairing potential:  $\phi_k = \phi_0$ . Fig. 2 shows  $\phi(k)$  for different values of the ratio  $\mu/\Delta$ . The BCS limit corresponds to  $\mu/\Delta = 1$ . In this limit  $\phi(k)$  is maximum on the Fermi surface. As  $\mu/\Delta$  decreases, this surface becomes smaller so the peak moves to lower values of  $k$ . For negative  $\mu/\Delta$ ,  $\phi(k)$  becomes monotonic, with its maximum at  $k = 0$ . This makes  $\phi(k)$  qualitatively different in the BCS regime ( $\mu/\Delta > 0$ ) and the Bose-Einstein regime ( $\mu/\Delta < 0$ ).

Because the maximum of  $\phi(k)$  is at the locus of lowest-lying single-particle excitations, tracking the position of this maximum in  $k$ -space allows to monitor the gradual collapse of the Fermi surface along the BCS to Bose crossover. This can be achieved by comparing the maximum value of  $\phi(k)$  with its value at  $k = 0$ . The ratio is given by

$$\frac{\phi_{\max}}{\phi(0)} = \frac{(\mu/\Delta)^2 + 1}{1} \quad \text{for } \mu/\Delta > 0 \quad (3)$$

$$= 1 \quad \text{for } \mu/\Delta < 0$$

This curve is plotted in the inset of Fig. 2. Note that it depends only on  $\mu/\Delta$ , not on the specific relation between  $\mu$  and  $\Delta$ . In that sense Eq. (3) is model-independent [15].

To further quantify the crossover in terms of  $\phi(k)$ , let us calculate its behaviour near  $k = 0$ . Differentiating (2) we obtain  $\partial \phi / \partial k|_{k=0} = 0$  and

$$\frac{\partial^2 \phi}{\partial k^2} \bigg|_{k=0} = \frac{\mu^2}{2m(\mu^2 + \Delta^2)^{3/2}} : \quad (4)$$

This is plotted in Fig. 3. We can see that the curvature of  $\phi(k)$  at  $k = 0$  changes sign when  $\mu$  goes below the bottom of the band. Thus it provides a second test for the point on the phase diagram where the Fermi surface disappears. In fact for  $\mu > 0$  Eqs. (3) and (4), taken together, completely determine  $\mu$  and  $\Delta$  from measurable quantities. We note that the pairing potential can also be obtained directly from the large- $k$  behaviour of Eq. (2):  $\phi(k) \sim \mu^2 / k^2$ :

To summarise, we have discussed, on the basis of the BCS ground state, the superfluid wave function of a fermionic condensate,  $\phi(k)$ , which can be measured directly in shot-noise correlation experiments. This has

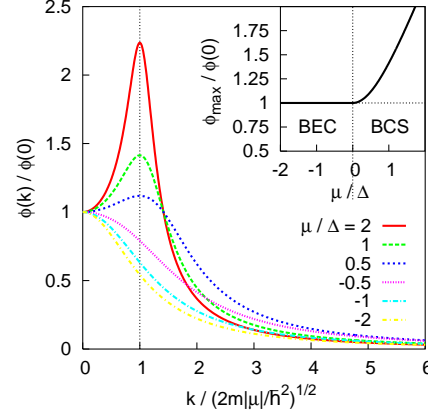


Figure 2: The superfluid wave function for different values of  $\mu/\Delta$ ; as indicated. Inset: dependence of the maximum value of  $\phi(k)$  on  $\mu/\Delta$ .

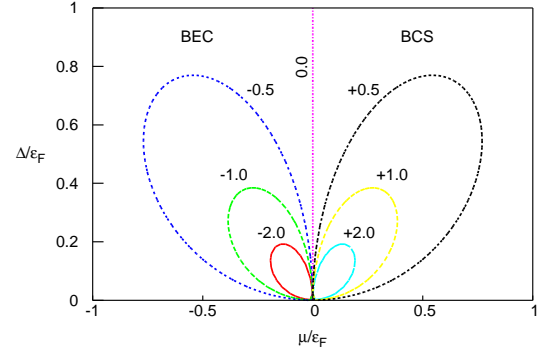


Figure 3: Contour plot of the curvature of the superfluid wave function at  $k = 0$ . The curves correspond to constant values of  $k_F^2 / (2m) = -\mu^2 / (2m)$ ; as indicated.  $k_F = (3/2)^{1/3} n^{1/3}$  is the Fermi vector, given in terms of the average density of fermions,  $n$ , and  $\epsilon_F = \hbar^2 k_F^2 / (2m)$  the Fermi energy.

quite different behaviour in the BCS and Bose limits, changing qualitatively when the chemical potential goes below the bottom of the band. This point in the phase diagram marks the demise of the Fermi surface. Our main results are Eqs. (3,4), which describe the behaviour of the superfluid wave function along the BCS to Bose crossover. In particular, they allow to track the pairing and chemical potentials and to identify where on the phase diagram  $\mu = 0$ . Our results are independent of any specific model of the interatomic interaction, relying only on the BCS ansatz for the ground state.

**Acknowledgements.** The author would like to thank R. A. Smith for drawing his attention to noise correlation experiments, C. Hooley, A. J. Schofield, M. W. Long and N. I. Gidopoulos for useful discussions and the University of Birmingham for hospitality while some of this work

was carried out.

**Note added.** Since the author made this work available in preprint form he has become aware of two unpublished preprints discussing density correlations in the

BCS to Bose crossover: W. Belzig, C. Schroll and C. Bruder, cond-mat/0412269; and B. Mihaila *et al.*, cond-mat/0502110.

- 
- [1] B. De Marco and D. S. Jin, *Science* **285**, 1703-1706 (1999).
- [2] M. Greiner *et al.*, *Nature* **415**, 39 - 44 (2002).
- [3] C. A. Regal, M. Greiner, and D. S. Jin, *Phys. Rev. Lett.* **92**, 040403 (2004); M. W. Zwierlein *et al.*, *Phys. Rev. Lett.* **92**, 120403 (2004); C. Chin *et al.*, *Science* **305**, 1128-1130 (2004).
- [4] M. Randeria in "Bose-Einstein Condensation", A. Griffin, D. W. Snoke and S. Stringari (Eds.), Cambridge University Press (1995).
- [5] E. Altman, E. Demler and M. D. Lukin, *Phys. Rev. A* **70**, 013603 (2004).
- [6] S. Föling, *et al.*, *Nature* **434**, 481-484 (2005).
- [7] M. Greiner, C. A. Regal, J. T. Stewart and D. S. Jin, *Phys. Rev. Lett.* **94**, 110401 (2005).
- [8] M. Tinkham, "Introduction to Superconductivity", McGraw-Hill (1995).
- [9] N. Andrenacci, A. Perali, P. Pieri and G. C. Strinati, *Phys. Rev. B* **60**, 12410 (1999).
- [10] J. Quintanilla, B. L. Györfy, J. F. Annett and J. P. Wallington, *Phys. Rev. B* **66**, 214526 (2002).
- [11] Parish *et al.*, *Phys. Rev. B* **71**, 064513 (2005).
- [12] M. Randeria, Ji-Min Duan and Lih-Yir Shieh, *Phys. Rev. B* **41**, 327-343 (1990).
- [13] In effect, the spectrum of Bogoliubov quasiparticles is  $E_k = \frac{\hbar^2 k^2}{2m} + \frac{\hbar^2 k^2}{2m}^{1/2}$  [8]. Thus the locus, in  $k$ -space, of single-particle excitations with minimum energy is given, along any given direction  $\hat{k}$ , by  $k = \frac{2m}{\hbar} \sqrt{2\epsilon_0}$ .
- [14] In fact if the pairing potential  $\Delta_k$  has nodes in certain directions (as in the case of  $d_{x^2-y^2}$ -wave pairing, relevant to high-temperature superconductors), then the single-particle excitation spectrum is gapless for  $g < g_0$  but fully gapped for  $g > g_0$  [12].
- [15] The evolution of the superfluid wave function with the strength of the interaction for a specific model with short-range attraction has been described in Ref. [11]