

Crystal field states in conducting magnetic materials: NdAl₂, UPd₂Al₃ and YbRh₂Si₂[♠]

R. J. Radwanski*

*Center of Solid State Physics, S^{nt}Filip 5, 31-150 Krakow, Poland,
Institute of Physics, Pedagogical University, 30-084 Krakow, Poland*

Z. Ropka

Center of Solid State Physics, S^{nt}Filip 5, 31-150 Krakow, Poland

The existence of CEF states and the magnetism in conducting compounds NdAl₂, UPd₂Al₃ and YbRh₂Si₂ is discussed. We point out that in metallic compounds localized crystal-field states coexist with conduction electrons. These compounds are physical realization of an anisotropic spin liquid, which in case of the atomic-like configuration with an odd number of f electrons, is unstable with respect to spin fluctuations for T->0 K. YbRh₂Si₂ is discussed as a compound with the Kramers doublet ground state with a very low magnetic ordering temperature being a reason for the quantum critical point phenomena at low T.

PACS numbers: 71.70.E, 75.10.D

Keywords: Crystalline Electric Field, Heavy fermion, magnetism, UPd₂Al₃, NdAl₂, YbRh₂Si₂

I. INTRODUCTION AND THE AIM

NdAl₂, UPd₂Al₃ and YbRh₂Si₂ are all metallic compounds. The aim of this paper is to study crystal-field (CEF) effects in these metallic compounds owing to the fact that still the concept and the use of the crystal-field approach is questioned, if applied to metallic compounds. There are opinions that obtained agreements with many experimental data within the CEF-based approaches are accidental (for further details of these reproaches see ArXiv/cond-mat/0504199). For us the many-electron CEF approach is obvious and well founded in solid-state physics. The many-electron CEF approach captures the essential physics of transition-metal compounds. We think that much of the localized/itinerant controversy is related to misunderstandings due to a long-lasting lack of the open scientific discussion that would allow for good, scientifically clear, formulation of the subject of the controversy. The CEF is a result of an inhomogeneous charge distribution in a solid. So, it is everywhere. Another problem is its quantification. In a crystal due to the translational symmetry and a high point symmetry the CEF potential can be quantified by CEF coefficients that reflect multipolar charge moments of the surroundings. A transition-metal cation with the incomplete 4f/5f shell serves as a probe of this CEF multipolar potential showing the discrete splitting of the localized 4f/5f states. Here we will present this discrete splitting of the localized 4f/5f states in NdAl₂, UPd₂Al₃ and YbRh₂Si₂. The shown transition-metal cations have in these compounds an odd number of 4f/5f electrons. Thus, they have charge-formed Kramers doublet ground state. Due to the presence of the orbital moment all of these compounds can serve as example of the anisotropic spin lat-

tice, here chosen in a sequence of the lowering ordering temperature.

II. FERROMAGNET NdAl₂

NdAl₂ crystallizes in the cubic MgCu₂ structure and orders ferromagnetically below 65 K [1]. Among other papers in Ref. 2 it has been shown that its magnetic and electronic properties are very well described as being predominantly determined by the Nd³⁺ ion with the 4f³ configuration. In Ref. 2 the temperature dependence of the magnetic moment and of the heat capacity have been calculated. Fig. 1, similar to that shown in Ref. [2] - here we use the same parameters, only we derive now more physical quantities, shows a discrete electronic structure of 10 lowest localized states originating from the lowest multiplet J=9/2. The 4f³ configuration has in total 120 localized states. The localized f electrons coexist with itinerant electrons originating from outer 3 Nd electrons and from outer Al electrons. Itinerant electrons form a band and are responsible for the conductivity. Their contribution to the magnetic moment or to the heat capacity, for instance, is negligible in comparison to that of localized electrons. The crystal-field splitting amounts to 160 K. Magnetic interactions enlarge this splitting to 350 K. The calculated magnetic moment at 0 K of 2.62 μ_B is in good agreement with the experimental datum of 2.5±0.2 μ_B [1]. The calculated total moment is composed from the spin moment $m_s = 3.35 \mu_B$ and orbital moment $m_o = -0.73 \mu_B$. For calculations we make use of a single-ion like Hamiltonian for the ground multiplet J=9/2 [2]:

$$\begin{aligned} H &= H_{CF} + H_{f-f} = \\ &= \sum \sum B_n^m O_n^m + n_{RR} g^2 \mu_B^2 \left(-J \langle J \rangle + \frac{1}{2} \langle J \rangle^2 \right). \end{aligned} \quad (1)$$

*URL: <http://www.css-physics.edu.pl>; Electronic address: sfradwan@cyf-kr.edu.pl

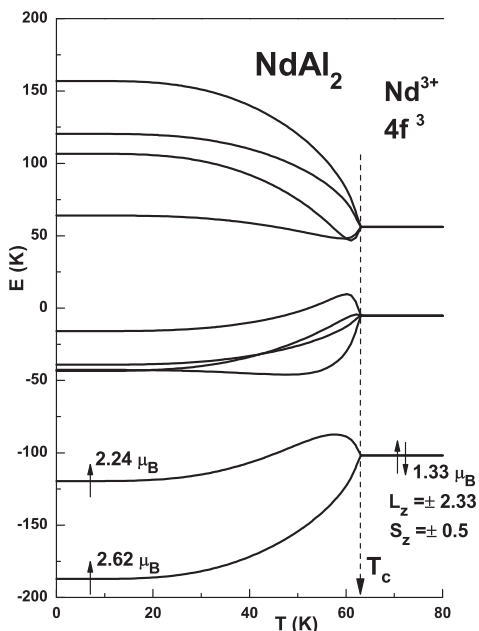


FIG. 1: Calculated temperature dependence of 10 states ($J=9/2$) of the ground multiplet of the Nd^{3+} ion in the paramagnetic and the magnetic state of the ferromagnet NdAl_2 . In a magnetic state, below 65 K, the Kramers degeneracy is lifted and a spin gap is formed. The spin gap amounts at $T = 0$ K to 60 K.

In Equation (1) the first term is the (cubic) crystal-field Hamiltonian with $B_4 = -11.48$ mK and $B_6 = +0.464$ mK. These parameters yield the multipolar moment of the Nd surroundings $A_n^m = B_n / (\theta_n \langle r_{4f}^n \rangle)$ of $A_4 = +13.5 \text{ Ka}_o^{-4}$ and $A_6 = -0.81 \text{ Ka}_o^{-6}$. θ_n is a respective Stevens factor of the ground multiplet and $\langle r_{4f}^n \rangle$ is the respective power of the 4f radius. The second term takes into account intersite spin-dependent interactions (n_{RR} - molecular field coefficient, magnetic moment $m = -gJ\mu_B$, $g=8/11$ - Lande factor) - it produces the magnetic order below T_c what is seen in Fig. 1 as the appearance of the splitting of the Kramers doublets and in experiment as the λ -peak in the heat capacity at T_c .

III. HEAVY-FERMION SUPERCONDUCTOR ANTIFERROMAGNET UPd_2Al_3

UPd_2Al_3 exhibits superconductivity below 2 K coexisting with antiferromagnetism that appears below 14 K [3,4]. A controversy is related to description of f electrons, itinerant or localized in a number of 2 or 3. In our Refs. [5] and [6], in contrary to authors of Refs [7,8] claiming the $5f^2$ configuration, we have interpreted the excitations observed by Krimmel *et al.* [9] as related to the energy level scheme: 0, 7 meV (81 K), 10 meV (116 K) and 23.4 meV (271 K) of the f^3 (U^{3+}) configuration. The fine electronic structure of the f^3 (U^{3+}) consists of five Kramers doublets split by multipolar charge interactions (CEF interactions). The fine electronic structure

originates from the lowest multiplet $^4I_{9/2}$, higher multiplets are at least 0.2 eV above and do not affect practically the ground-multiplet properties. These 5 doublets are further split in the antiferromagnetic state, i.e. below T_N of 14 K as is shown in Fig. 2. For calculations we make use the same Hamiltonian as for the Nd ion in NdAl_2 . A derived set of CEF parameters of the hexagonal symmetry: $B_2^0 = +5.3$ K, $B_4^0 = +40$ mK, $B_6^0 = -0.02$ mK and $B_6^6 = +26$ mK yields states at 81 K, 120 K, 270 K and 460 K, energies of which are in perfect agreement with the experimentally observed excitations. The highest state was not observed in INS experiment. This electronic structure accounts also surprisingly well for the overall temperature dependence of the heat capacity, the substantial uranium magnetic moment and its direction [6].

In Fig. 3 we present temperature dependence of the splitting energy between two conjugate Kramers ground state. Surprisingly, both the value of the energy and its temperature dependence is in close agreement to a low-energy excitation of 1.7 meV at $T=0$ K observed by Sato *et al.* [8] which has been attributed by them to a magnetic exciton. We are convinced that the $5f^3(\text{U}^{3+})$ scheme provides a physical explanation for the 1.7 meV excitation (magnetic exciton) - this excitation is associated to the removal of the Kramers-doublet ground state degeneracy in the antiferromagnetic state.

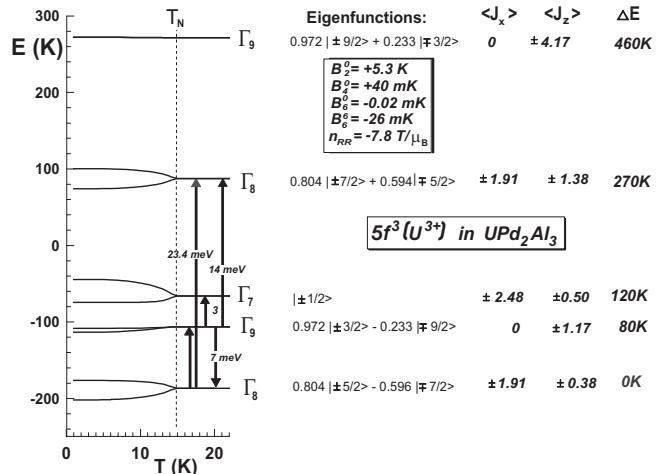


FIG. 2: Calculated energy level scheme of three strongly-correlated f electrons, the $5f^3$ configuration of the U^{3+} ion, in UPd_2Al_3 . Arrows indicate transitions which we have attributed to excitations observed by inelastic-neutron-scattering experiments of Krimmel *et al.* [9]. After [6].

IV. HEAVY-FERMION METAL YbRh_2Si_2

YbRh_2Si_2 is one of a hallmark heavy-fermion compound with a Kondo temperature T_K of 25-30 K. It becomes recently of great scientific importance after the discovery in Prof. F. Steglich group [10] of the well-defined Electrons Spin Resonance (ESR) signal at temperature

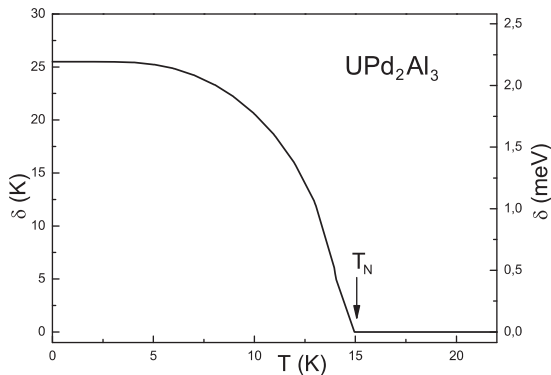


FIG. 3: Temperature dependence of the excitation energy δ to the Kramers conjugate state of the f^3 (U^{3+}) configuration in UPd_2Al_3 . This energy is obtained as the difference between energies of two lowest states seen in Fig. 2, taken from Ref. [6]. Both the value of the energy and its temperature dependence is in close agreement to a low-energy excitation of 1.7 meV at $T = 0$ K observed by Sato *et al.* [8] and attributed by them to a magnetic exciton.

so low as 1.5 K similar to the ESR signal observed in conventional diluted Yb alloys with the Yb^{3+} ion. According to the Kondo model below T_K there should not be discrete states. The derived g tensor is very anisotropic: $g_{\perp} = 3.561$ and $g_{\parallel} = 0.17$ at 5 K. At 2 K g_{\perp} decreases to 3.50. In Ref. [11] we have derived two sets of CEF parameters that yield two Kramers doublet ground-state eigenfunctions, Γ_6^1 or Γ_7^1 , that reproduce this g tensor at 5 K:

$$\begin{aligned} \Gamma_6^1 &= 0.944 | \pm 1/2 \rangle + 0.322 | \mp 7/2 \rangle - \\ &\quad - 0.052 | \mp 3/2 \rangle - 0.047 | \pm 5/2 \rangle \\ \Gamma_7^1 &= 0.803 | \pm 3/2 \rangle + 0.595 | \mp 5/2 \rangle - \\ &\quad - 0.027 | \mp 1/2 \rangle - 0.009 | \pm 7/2 \rangle \end{aligned}$$

In Ref. [12] we have proposed a physical experiment in order to distinguish these two ground states. We have calculated temperature dependence of the quadrupolar interactions for these two states. As it is very different for these two ground states the Mossbauer experiment should easily distinguish them. For perfect reproduction of the g tensor within the fully-localized crystal-field model it was necessary to introduce the CEF B_2^2 term. It indicates lowering of the tetragonal symmetry of $YbRh_2Si_2$ at low temperatures to the orthorhombic symmetry. The increase of this distortion with lowering temperature is, according to us, the reason for temperature variation of the g tensor.

V. SOME REMARKS ON THE CRYSTAL-FIELD APPROACH

A success in description of $NdAl_2$ within the atomic-based CEF approach is related to a fact that there is only one crystallographic Nd site up to lowest temperatures. Due to the Kramers doublet ground state being not susceptible to the charge surroundings and due to relatively large separation to the first excited state mech-

anisms leading to a lowering symmetry are not effective as by them the system cannot gain energy. $NdAl_2$ being ferromagnet assures conditions for all Nd moments to have the same magnetic interactions. It causes that all Nd ions equally contribute to the macroscopic magnetization and thermodynamical properties. As a consequence, the macroscopic molar values are obtained from the atomic-scale properties by simple multiplication by the Avogadro number.

We advocate by years for the importance of the crystal-field approach in 4f/5f compounds, also in those exhibiting heavy-fermion phenomena. Of course, we do not claim that CEF explains everything (surely CEF itself cannot explain the formation of a magnetic ordering, for which in Eq. 1 we add the second term), but surely the atomic-like 4f/5f/3d cation is the source of the magnetism of a whole solid. The atomic-scale magnetic moment is determined by local effects known as crystal field and spin-orbit interactions as well as very strong electron correlations. These strong electron correlations are predominantly of the intra-atomic origin and taking into account, in the first approximation, via on-site Hund's rules. These strong correlations lead to many-electron version of the CEF approach.

Finally, we use a name "f electrons", as often is used in literature. Of course, f electrons are not special electrons but it means electrons in f states. f states have well defined characteristics, like the orbital quantum number l . By identifying states in a solid we can identify f electrons, in particular their number.

VI. CONCLUSIONS

Owing to a debate on the formation and a role of localized crystal-field states in conducting magnetic materials we point out that in metallic compounds localized crystal-field states coexist with conduction electrons. The former are predominantly responsible for magnetic and low-energy spectroscopic properties, the latter for the conduction.

In $NdAl_2$ and UPd_2Al_3 we illustrate the physical realization of the anisotropic spin liquid (lattice of Kramers ions with an odd number of electrons), that is unstable with respect to spin fluctuations for $T > 0$ K. In these three compounds the magnetic ordering temperature decreases from 65 K via 14 K to 0.07 K only in case of $YbRh_2Si_2$. The difficulty in the removal of the Kramers degeneracy in case of $YbRh_2Si_2$ is, according to us, the reason for the quantum critical point phenomena observed at ultra-low temperatures.

In our atomic-start approach to 3d-/4f-/5f-atom containing compounds we take into account crystal field and spin-orbit interactions as well as very strong electron correlations, predominantly of the intra-atomic origin.

♣ Dedicated to the Pope John Paul II, a man of freedom and truth in life and in Science.

-
- [1] H. G. Purwins and A. Leson, *Adv. Phys.* **39**, 309 (1990).
- [2] A. Blaut, R. Michalski, M. Kocor, Z. Ropka, A.J. Baran, R. J. Radwanski, *Acta Phys. Pol. B* **34**, 1261 (2002).
- [3] C. Geibel, C. Schank, S. Thies, H. Kitazawa, C. D. Bredl, A. Bohm, M. Rau, , R. Caspary, R. Helfrich, U. Ahlheim, G. Weber, F. Steglich, *Z. Phys. B - Condens. Matter* **84**, 1 (1991).
- [4] A. Grauel, A. Bohm,, H. Fisher, C. Geibel, R. Kohler, R. Modler, C. Schank, F. Steglich, G. Weber, T. Komatsubara, *Phys. Rev. B* **46**, 5818 (1992).
- [5] R. J. Radwanski, R. Michalski, and Z. Ropka, *Physica B* **276-278**, 803 (2000).
- [6] R. J. Radwanski and Z. Ropka, *Czech. J. Phys.* **54**, D295 (2004); cond-mat/0407453.
- [7] G. Zwicknagl, A. Yaresko, and P. Fulde, *Phys. Rev. B* **65**, 081103(R) (2002).
- [8] N. K. Sato, N. Aso, K. Miyako, R. Shiina, P. Thalmeier, G. Vareloglannis, C. Geibel, F. Steglich, P. Fulde, T. Komatsubara, *Nature* **410**, 340 (2001).
- [9] A. Krimmel, A. Loidl, R. Eccleston, C. Geibel and F. Steglich, *J. Phys.: Condens. Matter* **8**, 1677 (1996).
- [10] J. Sichelschmidt, V. A. Ivanshin, J. Ferstl, C. Geibel and F. Steglich, *Phys. Rev. Lett.* **91**, 156401 (2003).
- [11] R. J. Radwanski and Z. Ropka, cond-mat/0312725; cond-mat/0401127.
- [12] R. J. Radwanski and Z. Ropka, *Physica B* **359-361C**, 242 (2005).