

Field dependence of the vortex core size in a multi-band superconductor

F.D. Callaghan¹, M. Laulajainen¹, C.V. Kaiser¹, and J.E. Sonier^{1,2}

¹*Department of Physics, Simon Fraser University, Burnaby, British Columbia V5A 1S6, Canada*

²*Canadian Institute for Advanced Research, 180 Dundas Street West, Toronto, Ontario M5G 1Z8, Canada*

(Dated: October 6, 2018)

The magnetic field dependence of the vortex core size in the multi-band superconductor NbSe₂ has been determined from muon spin rotation measurements. The spatially extended nature of the quasiparticle core states associated with the smaller gap leads to a rapid field-induced shrinkage of the core size at low fields, while the more tightly bound nature of the states associated with the larger gap leads to a field-independent core size for fields greater than 4 kOe. A simple model is proposed for the density of delocalized core states that establishes a direct relationship between the field-induced reduction of the vortex core size and the corresponding enhancement of the electronic thermal conductivity. We show that this model accurately describes both NbSe₂ and the single-band superconductor V₃Si.

PACS numbers: 74.25.Ha, 74.25.Jb, 74.25.Qt, 74.70.Ad, 76.75.+i

The discovery of MgB₂ [1], a seemingly conventional type-II superconductor with a high transition temperature $T_c = 39$ K, has sparked considerable experimental and theoretical interest in the physics of multi-band superconductivity (MBSC). MBSC, which was first treated theoretically in 1959 using BCS theory [2], implies that below T_c distinct energy gaps open up on different sheets of the Fermi surface. In MgB₂, a second smaller gap is induced on the π bands through coupling to the intrinsically superconducting σ bands. While the high value of T_c and the large boron isotope effect in MgB₂ are now believed to originate from strong electron-phonon coupling on the two-dimensional σ bands, it is also clear that several properties of MgB₂ are a manifestation of MBSC [3, 4, 5, 6, 7]. Large vortex cores have been observed on the π bands by scanning tunneling spectroscopy [3]. Microscopic calculations of the local density of states (DOS) in a two band superconductor predict that the smaller gap will give rise to spatially extended quasiparticle (QP) states at low field [8, 9]. At higher field, these loosely bound states become delocalized, with the core size now being determined by the more localized states associated with the larger gap. This model is supported by the magnetic field dependence of the electronic thermal conductivity [10, 11] and the specific heat [12, 13, 14], techniques which are sensitive to the delocalization of QPs.

Muon spin rotation (μ SR) has proven to be an accurate method for determining the field dependence of the vortex core size [15], however single crystals are required for this kind of measurement. Although there have been several studies of MgB₂ in the vortex state by μ SR [16, 17, 18, 19, 20], these have been done on powdered samples because of the difficulty of growing large, clean, MgB₂ single crystals.

NbSe₂ has long been thought of as a typical s -wave type-II superconductor. However, there is now convincing evidence that it too is a multi-band superconductor [21, 22, 23, 24]. Experiments suggest that an energy gap of magnitude ~ 1 meV exists on two bands derived from Nb $4d$ orbitals, and a gap ~ 2 -3 times smaller also exists

on a band derived from Se $4p$ orbitals. In the quest to fully understand the physics of MBSC, it is important to study superconductors other than MgB₂, and to this end we performed μ SR measurements of the field dependence of the vortex core size in NbSe₂ at very low temperature. A distinct advantage of NbSe₂ is the availability of large, high quality, single crystals. Single crystals allow for the alignment of the initial muon spin polarization along a single principal crystallographic axis. In this case the μ SR lineshape resembles the asymmetric theoretical internal magnetic field distribution $n(B)$ of the vortex lattice. In particular, the high-field tail is the contribution of the vortex cores to $n(B)$ (see Fig. 1) [25]. Previous μ SR measurements of the field-dependence of the core size in NbSe₂ were performed at $T \geq 2.3$ K [26]. At such temperatures, thermal excitations of the bound core states (the so-called ‘Kramer-Pesch effect’ [27, 28]) result in significant overlap of the QP wavefunctions of adjacent vortices. When this happens the QPs delocalize, giving rise to a strongly field-dependent core size [29], as predicted by the microscopic theory [30].

In order to freeze out thermal excitations of the bound core states and fully isolate the effect of magnetic field on the core size, we have carried out μ SR measurements on a single crystal of NbSe₂ ($T_c = 7.0$ K and upper critical field $H_{c2} = 45$ kOe) in a dilution refrigerator at $T = 20$ mK. This also permits a direct comparison with electronic thermal conductivity κ_e data, which is a measure of the extent of QP delocalization. The experiment was performed at the Tri-University Meson Facility (TRIUMF), Vancouver, Canada, with the magnetic field applied parallel to the crystallographic [001] axis. For each measurement, the field was applied at $T > T_c$ before cooling the sample to the desired temperature.

The spin-polarized positive muons implanted into the sample stop randomly on the length scale of the vortex lattice, and therefore uniformly sample $n(B)$. Each muon precesses around the local field B at its site at the Larmor frequency $\omega = \gamma_\mu B$, where $\gamma_\mu/2\pi = 135.5342$ MHz/T is the muon gyromagnetic ratio. On decay of

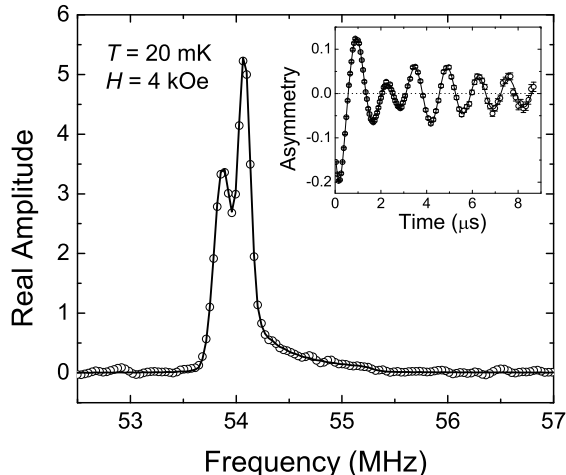


FIG. 1: Fast Fourier transforms of both the time dependence of the muon spin polarization in NbSe₂ at $T = 20$ mK and $H = 4$ kOe (open circles) and the fit (solid curve) to Eq. (1). Inset: muon spin precession signal and fit to Eq. (1) (in a reference frame rotating at 53.3 MHz).

the muon after an average lifetime of $2.2 \mu\text{s}$, a positron is emitted preferentially along the direction of the muon spin. The time evolution of the muon spin polarization is determined by detecting decay positrons from an ensemble of $\sim 2 \times 10^7$ muons. The exact functional form of the muon spin polarization depends on $n(B)$. Further details of the experimental technique used here can be found in Ref. [25]. The μSR time spectra were fit assuming a Ginzburg-Landau (GL) model for the spatial field profile given by

$$B(\mathbf{r}) = B_0(1 - b^4) \sum_{\mathbf{G}} \frac{e^{-i\mathbf{G}\cdot\mathbf{r}} u K_1(u)}{\lambda_{ab}^2 G^2}, \quad (1)$$

where $b = B/B_{c2}$, B_0 is the average internal field, \mathbf{G} are the reciprocal lattice vectors, $K_1(u)$ is a modified Bessel function, $u^2 = 2\xi_{ab}^2 G^2(1 + b^4)[1 - 2b(1 - b)^2]$, ξ_{ab} is the GL coherence length, and λ_{ab} is the magnetic penetration depth. As explained in Ref. [15], previous μSR works have demonstrated that the field-dependence of the parameter ξ_{ab} reflects changes in the vortex core size due to changes in the electronic structure of the vortex cores.

Figure 1 shows fast Fourier transforms (FFTs) of both the muon spin precession signal at $H = 4$ kOe and the fit to Eq. (1). The FFTs closely resemble $n(B)$ for a hexagonal vortex lattice, but are significantly broadened by the apodization used to reduce ringing and noise in the FFT due to the finite time-range and the short muon lifetime, respectively. The lineshape is also broadened by a Gaussian distribution of fields from randomly oriented nuclear dipolar moments. The width of this distribution

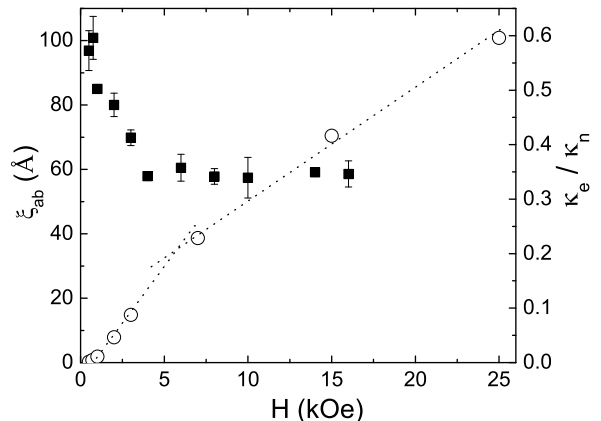


FIG. 2: Field dependence of the vortex core size ξ_{ab} at $T = 20$ mK (squares) and the electronic thermal conductivity κ_e normalised to its normal-state value κ_n (circles). The dashed lines are guides for the eye.

was determined to be ≈ 0.25 MHz. In addition, there is a background peak at ~ 54.1 MHz originating from muons stopping outside the sample.

Recently, μSR measurements on powder samples of $\text{Mg}_{1-x}\text{Al}_x\text{B}_2$ were modeled assuming two distinct energy gaps, and a two-component field distribution for the vortex lattice [19]. Specifically, this model assumes two distinct coherence lengths, which implies that both large and small vortex cores exist simultaneously in the sample. However, for NbSe₂ we find that the data are well described by Eq. (1). A visual inspection of Fig. 1 shows that the fit captures all of the main features of the μSR lineshape. This is consistent with recent theoretical work predicting that the formation of two vortex sublattices is energetically forbidden in a two-gap superconductor [31].

Recent μSR measurements of the field dependence of the core size in the single-band superconductor V_3Si [29] have confirmed theoretical predictions of field-induced core shrinkage due to QP delocalization [30]. In the case of NbSe₂, the delocalization of core states is dependent on both energy gaps. At low fields the rapid reduction of ξ_{ab} and the simultaneous rapid increase of κ_e with increasing magnetic field are consistent with this regime being dominated by loosely bound states associated with the smaller energy gap [8, 9]. If the loosely bound core states associated with the smaller gap have completely delocalized by $H \approx 4$ kOe, then we expect the behavior of ξ_{ab} at larger fields to be dominated by the larger gap. The saturation of ξ_{ab} above 4 kOe indicates that the QPs are highly localized in the vortex cores at higher fields. This is in line with STM measurements which show that the bound core states at $H = 10$ kOe are more spatially confined than those at $H = 1$ kOe [32]. We note that even though the shrinking of the core size saturates

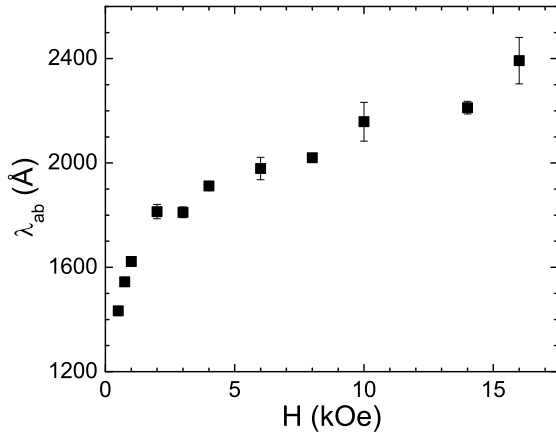


FIG. 3: Field dependence of the magnetic penetration depth in NbSe₂ at $T = 20$ mK.

above 4 kOe, κ_e still exhibits a considerable dependence on field. The reason is that although the number of delocalized QPs per vortex is no longer changing, the increasing number of vortices increases the total number of delocalized QPs (i.e. heat carriers) in the sample.

Given that the core size at low (high) field is primarily determined by the small (large) gap, one might naively expect that the BCS relationship $\xi \sim v_F/\pi\Delta_0$, where v_F is the Fermi velocity and Δ_0 is the magnitude of the energy gap, could be used to determine the ratio of the high and low field core sizes. However, recent calculations based on GL theory have shown that this relationship is not applicable to a multi-band superconductor and that a simple expression for the ratio of the two core sizes only exists in the limit of zero interband coupling [33]. For finite interband coupling, the ratio must be calculated numerically and is dependent on a number of material parameters.

As can be seen from Eq. (1), the magnetic penetration depth λ_{ab} is also a fitting parameter in our analysis, extracted simultaneously with ξ_{ab} . Fig. 3 shows that λ_{ab} increases strongly with H at low fields and displays a weaker, though significant, dependence at higher fields. The Volovik effect [34] has previously been invoked to explain the field dependence of λ_{ab} in s -wave type-II superconductors [35]. This effect involves a shift of the quasi-particle energy spectrum by an energy $\sim \mathbf{v}_F \cdot \mathbf{v}_S$, where \mathbf{v}_S is the supercurrent velocity, and it plays a significant role in superconductors with gap nodes. However, for an isotropic s -wave energy gap, a significant dependence of λ_{ab} on H is only expected if the thermal energy $k_B T$ (where k_B is Boltzmann's constant) is comparable to the magnitude of the energy gap. At $T = 20$ mK, $k_B T \approx 10^{-3}$ meV, whereas the size of the small energy gap in NbSe₂ is $\approx 10^{-1}$ meV. Therefore we cannot attribute the observed behaviour of $\lambda(H)$ to the Volovik

effect.

Calculations of the electronic structure of a single vortex using the Bogoliubov-deGennes equations have shown that the presence of extended quasiparticle states significantly modifies the current density, and hence $B(\mathbf{r})$, around the vortex core [36]. With increasing magnetic field these modified regions overlap. Since Eq. (1) does not account for this, the effect on $B(\mathbf{r})$ shows up in our measurements as a field dependent λ_{ab} . In other words λ_{ab} in Eq. (1) is an *effective* magnetic penetration depth. We note that the field dependence of λ_{ab} is stronger at low field due to the more rapid delocalization of QPs from the vortex cores.

Next we propose a simple model which directly relates our measurements of the vortex core size to the measurements of the electronic thermal conductivity. In the conventional picture of a type-II superconductor, the density of *localized* QP states at the Fermi energy $N(E_F)_{loc}$ is proportional to $\pi\xi^2 H$, where $\pi\xi^2$ is the area of a single vortex core and the density of vortices in the sample is proportional to H [37, 38]. If we assume that the field-induced density of *delocalized* QP states is equal to the reduction in $N(E_F)_{loc}$, then

$$N(E_F)_{deloc} \propto (\pi\xi_0^2 - \pi\xi^2)H, \quad (2)$$

where $\xi_0 \approx 97$ Å is the low-field value of the core size. Note that $(\pi\xi_0^2 - \pi\xi^2)H$ is also proportional to the reduction of the total core area in the sample due to the delocalization of QP core states.

In a metal, $\kappa_e = (1/3)Cv_F l = (1/9)\pi^2 N(E_F)v_F l k_B^2 T$, where C is the heat capacity per unit volume, k_B is Boltzmann's constant, v_F is the Fermi velocity, and l is the electron mean free path [39]. Since it is the delocalized QPs that carry heat then $\kappa_e \propto N(E_F)_{deloc}$, and it follows from Eq. (2) that

$$\kappa_e \propto (\pi\xi_0^2 - \pi\xi^2)H. \quad (3)$$

To show that this relationship is physically valid, in Fig. 4 we plot the measured quantities κ_e and $(\pi\xi_0^2 - \pi\xi^2)H$ against $(H_{c2}(0)/H)^{1/2}$, which is proportional to the intervortex spacing. We also plot our earlier measurements on V₃Si (Ref. [29]) in this way. It can be seen that at large intervortex spacing (low H) neither quantity changes significantly. However, as the field is increased and the vortices are brought closer together, both quantities exhibit the same field dependence within experimental uncertainty. This lends further support to the conclusion that in both single-band V₃Si and multi-band NbSe₂ the field dependences of ξ_{ab} and κ_e have a common underlying cause, namely the delocalization of bound QPs.

In summary, we have measured the field dependence of the vortex core size in the multi-band superconductor NbSe₂ at $T = 20$ mK. The observed field dependence is explained by the effects of two superconducting energy gaps on the bound core states. In addition, we have experimentally established a direct correlation between

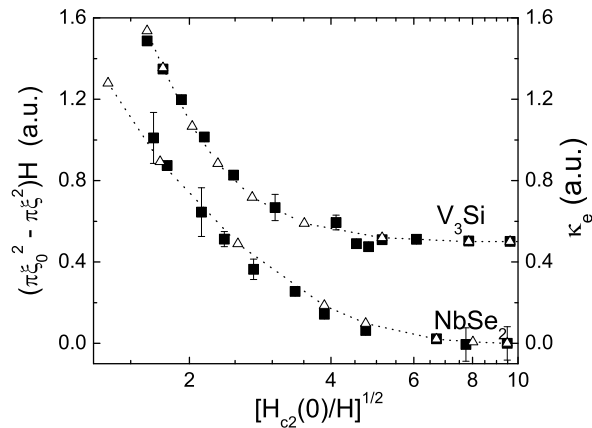


FIG. 4: Total reduction in core area (left axis, solid squares) and electronic thermal conductivity κ_e (right axis, open triangles) plotted against $(H_{c2}/H)^{1/2}$ (which is proportional to the intervortex spacing) for V_3Si and $NbSe_2$. Both quantities are normalised to their values at $H \sim 70$ kOe for V_3Si and $H \sim 10$ kOe for $NbSe_2$. The dashed lines connect the κ_e data points. (The V_3Si data are shifted upwards by 0.5 on the vertical scale for clarity.)

the field-induced reduction of the vortex core area and the electronic thermal conductivity in both single-band and multi-band superconductors.

This work was supported by the Natural Sciences and Engineering Research Council (NSERC) of Canada and the Canadian Institute for Advanced Research (CIAR). The authors wish to thank the TRIUMF support staff for technical assistance, Roger Miller for useful discussions and assistance with data acquisition, and J.W. Brill for providing the $NbSe_2$ sample.

-
- [1] J. Nagamatsu, N. Nakagawa, T. Muranaka, Y. Zenitani, and J. Akimitsu, *Nature* **410**, 63 (2001).
- [2] H. Suhl, B.T. Matthias, and L.R. Walker, *Phys. Rev. Lett.* **3**, 552 (1959).
- [3] M.R. Eskildsen *et al.*, *Phys. Rev. Lett.* **89**, 187003 (2002).
- [4] R.S. Gonnelli *et al.*, *Phys. Rev. Lett.* **89**, 247004 (2002).
- [5] R. Cubitt *et al.*, *Phys. Rev. Lett.* **91**, 047002 (2003).
- [6] S. Tsuda *et al.*, *Phys. Rev. Lett.* **91**, 127001 (2003).
- [7] Y. Bugoslavsky *et al.*, *Phys. Rev. B* **69**, 132508 (2004).
- [8] N. Nakai, M. Ichioka, and K. Machida, *J. Phys. Soc. Jpn.* **71**, 23 (2002).
- [9] M. Ichioka, K. Machida, N. Nakai, and P. Miranović, *Phys. Rev. B* **70**, 144508 (2004).
- [10] A.V. Sologubenko, J. Jun, S.M. Kazakov, J. Karpinski, and H.R. Ott, *Phys. Rev. B* **66**, 014504 (2002).
- [11] H. Kusunose, T.M. Rice, and M. Sigrist, *Phys. Rev. B* **66**, 214503 (2002).
- [12] H.D. Yang *et al.*, *Phys. Rev. Lett.* **87**, 167003 (2001).
- [13] F. Bouquet *et al.*, *Phys. Rev. Lett.* **89**, 257001 (2002).
- [14] L. Tewordt and D. Fay, *Phys. Rev. B* **67**, 134524 (2003).
- [15] J.E. Sonier, *J. Phys. Condens. Matter* **16**, S4499 (2004).
- [16] C. Panagopoulos *et al.*, *Phys. Rev. B* **64**, 094514 (2001).
- [17] Ch. Niedermayer, C. Bernhard, T. Holden, R.K. Kremer, and K. Ahn, *Phys. Rev. B* **65**, 094512 (2002).
- [18] K. Ohishi *et al.*, *J. Phys. Soc. Jpn.* **72**, 29 (2003).
- [19] S. Serventi *et al.*, *Phys. Rev. Lett.* **93**, 217003 (2004).
- [20] M. Angst *et al.*, *Phys. Rev. B* **70**, 224513 (2004).
- [21] R. Corcoran *et al.*, *J. Phys. Condens. Matter* **6**, 4479 (1994).
- [22] T. Yokoya *et al.*, *Science* **294**, 2518 (2001).
- [23] E. Boaknin *et al.*, *Phys. Rev. Lett.* **90**, 117003 (2003).
- [24] J.G. Rodrigo and S. Vieira, *Physica C* **404**, 306 (2004).
- [25] J.E. Sonier, J.H. Brewer, and R.F. Kiefl, *Rev. Mod. Phys.* **72**, 769 (2000).
- [26] J.E. Sonier *et al.*, *Phys. Rev. Lett.* **79**, 1742 (1997).
- [27] L. Kramer and W. Pesch, *Z. Phys.* **269**, 59 (1974).
- [28] R.I. Miller *et al.*, *Phys. Rev. Lett.* **85**, 1540 (2000).
- [29] J.E. Sonier *et al.*, *Phys. Rev. Lett.* **93**, 017002 (2004).
- [30] M. Ichioka, A. Hasegawa, and K. Machida, *Phys. Rev. B* **59**, 184 (1999).
- [31] E. Babaev, *Phys. Rev. Lett.* **89**, 067001 (2002).
- [32] H.F. Hess, R.B. Robinson, R.C. Dynes, J.M. Valles, Jr., and J.V. Waszczak, *J. Vac. Sci. Technol. A* **8**, 450 (1990).
- [33] M.E. Zhitomirsky and V.-H. Dao, *Phys. Rev. B* **69**, 054508 (2004).
- [34] G.E. Volovik, *JETP Lett.* **58**, 457 (1993).
- [35] R. Kadono, *J. Phys. Condens. Matter* **16**, S4421 (2004).
- [36] F. Gygi and M. Schlüter, *Phys. Rev. B* **43**, 7609 (1991).
- [37] C. Caroli, P.G. de Gennes, and J. Matricon, *Phys. Lett.* **9**, 307 (1964).
- [38] A.L. Fetter and P. Hohenberg in *Superconductivity*, edited by R.D. Parks (Marcel Dekker Inc., New York, 1969), Vol. 2, pp. 817-923.
- [39] Charles Kittel, *Introduction to Solid State Physics*, 7th ed. (Wiley, 1996).