

**Comment on: “Orbital-selective Mott transitions in the anisotropic two-band Hubbard model at finite temperatures” by C. Knecht, N. Blümer, and P. G. J. van Dongen, cond-mat/0505106**

A. Liebsch

*Institut für Festkörperforschung, Forschungszentrum Jülich, 52425 Jülich, Germany*

A detailed comparison of QMC/DMFT results for the non-isotropic two-band Hubbard model by Liebsch [Phys. Rev. B **70**, 165103 (2004)] and C. Knecht, N. Blümer, and P. G. J. van Dongen [cond-mat/0505106 (submitted to Phys. Rev. Lett.)] is given. Both results are shown to be in excellent agreement. Thus, the claims by Knecht *et al.*: “The second transition [was] not seen in earlier studies using QMC and IPT” and “Our high-precision data correct earlier QMC results by Liebsch” are shown to be unfounded.

In Ref. [1] Liebsch used the dynamical mean field theory (DMFT) in combination with the Quantum Monte Carlo (QMC) method to investigate the nature of the Mott transition in the nonisotropic two-band Hubbard model at finite temperatures. The non-hybridizing bands with elliptical densities of states of width  $W_1 = 2$  eV and  $W_2 = 4$  eV were assumed to be half-filled and to interact only via onsite intra- and inter-orbital Coulomb energies  $U$  and  $U' = U - 2J$ , where  $J$  is the Hund’s rule coupling. Spin-flip and pair-exchange interactions were omitted to avoid QMC sign problems. Assuming  $J = U/4$  and taking  $T = 31$  meV ( $< T_c \approx 38$  meV) two transition regions were identified: For  $U < U_a \approx 2.1$  eV both subbands are metallic, whereas for  $U > U_b \approx 2.7$  eV both are insulating. In the intermediate phase  $U_a < U < U_b$  the narrow band is insulating while the wide band exhibits increasing bad-metal behavior until it becomes insulating at  $U_b$ . Evidence for the breakdown of Fermi-liquid behavior in this band was obtained from the self-energy at small Matsubara frequencies and via pseudogaps in the quasiparticle spectra. Hysteresis behavior of  $Z_1$  and  $Z_2$  near  $U_a$  but not at  $U_b$  suggested that only the lower transition is first-order. Moreover, a striking resemblance of these QMC results was found with analogous DMFT results derived within the iterated perturbation theory (IPT). Again, typical hysteresis behavior of  $Z_1$  and  $Z_2$  was found near  $U_a$  but not at  $U_b$ . Moreover, both  $Z_i$  showed simultaneous first-order jumps at the stability boundaries  $U_{a1} < U_a < U_{a2}$ . At larger  $U$   $Z_2$  decreases approximately linearly until the wide band becomes fully insulating at the upper transition. No evidence for a second first-order transition near  $U_b$  eV was found.

In a recent preprint Knecht, Blümer and van Dongen [2] (KBD) study the same two-band Hubbard model using a new high-precision QMC/DMFT procedure. They claim: “The second transition [at  $U_b$  was] not seen in earlier studies using QMC and IPT” and “Our high-precision data correct earlier QMC results by Liebsch”. No proof of the validity of these claims was given.

In this comment the QMC results of Refs. [1] and [2] are compared for identical system parameters. This comparison demonstrates that the results of both QMC approaches are in excellent agreement and that, as a consequence, the above claims in Ref. [2] are unfounded.

Fig. 1 shows the subband quasiparticle weights  $Z_i \approx 1/[1 - \text{Im} \Sigma_i(i\omega_0)/\omega_0]$ , where  $\Sigma_i(i\omega_0)$  is the self-energy at the first Matsubara frequency. Both methods yield metallic subbands for  $U < U_a$ , where  $U_a \approx 2.10$  eV [1] and  $U_a \approx 2.05$  eV [2]. At this critical Coulomb energy  $Z_1$  becomes very small while  $Z_2$  retains a finite value  $\approx 0.2$ . For larger  $U$   $Z_2$  decreases approximately linearly and becomes very small near  $U_b \approx 2.7$  eV [1] or  $U_b \approx 2.6$  eV [2]. As a result of a refined imaginary time/frequency Fourier transformation procedure and larger number of sweeps the values of  $Z_i(U)$  in Ref. [2] have slightly smaller error bars than those in Ref. [1], thus allowing a more precise determination of the critical Coulomb energies.

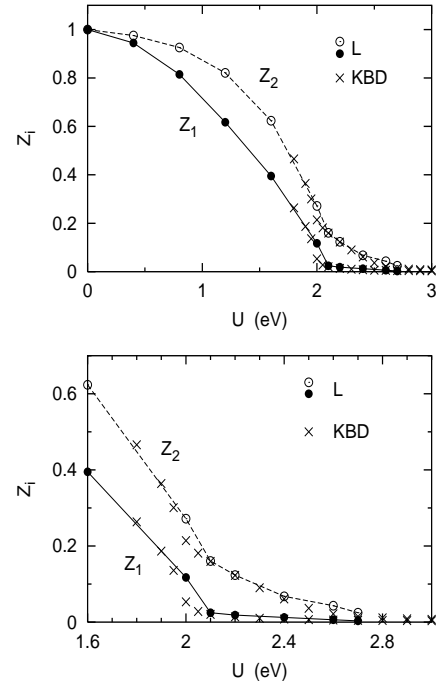


FIG. 1. Quasiparticle weights  $Z_i(U)$  of nonisotropic two-band Hubbard model calculated within QMC/DMFT for  $T = 31$  meV. Solid and open dots: results from Fig. 9(b) of [1]; crosses: results from Fig. 1(b) (inset) of [2]. The transition region is shown on an enlarged scale in the lower panel.

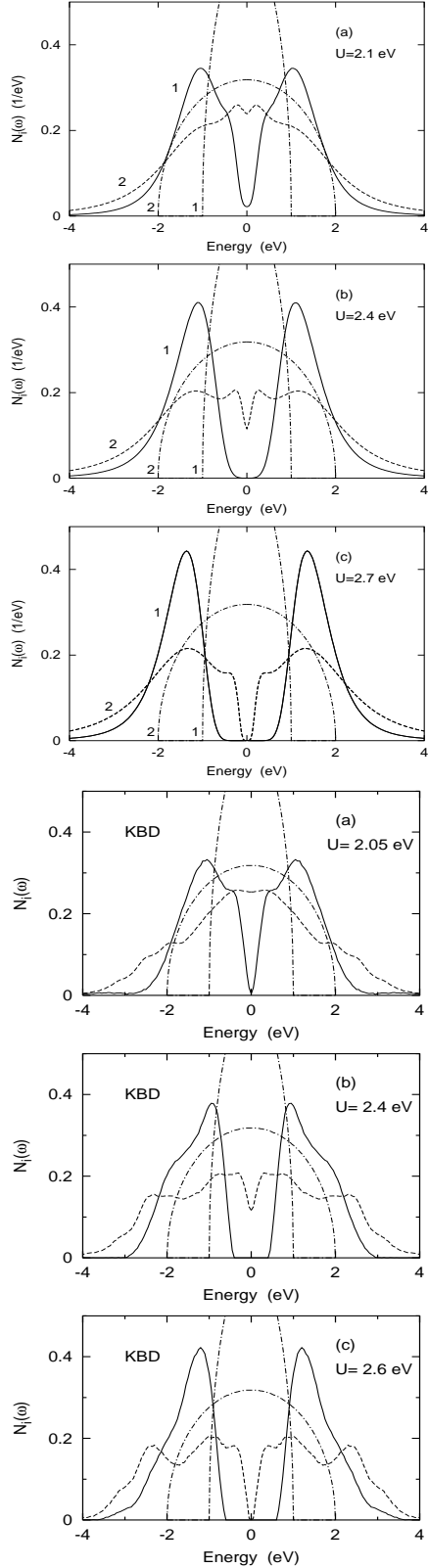


FIG. 2. Quasiparticle spectra from Fig. 11 in [1] at  $T = 31$  meV (upper 3 panels) and Fig. 3 in [2] at  $T = 25$  meV (lower 3 panels). Solid curves: narrow band; dashed curves: wide band; dash-dotted curves: bare densities of states.

In spite of these slight differences near the two critical energies, there is evidently remarkable coincidence as far as the important qualitative features of the variation of  $Z_i(U)$  are concerned. In view of the fact that the QMC results in [1] and [2] are obtained from independent codes this agreement can indeed be regarded as highly satisfactory.

Since  $Z_i$  derived from  $\Sigma_i(i\omega_0)$  represents the true quasiparticle weight only within the metallic domain, it is important to evaluate the quasiparticle spectra at real frequencies by using the maximum entropy method. Fig. 2 shows a comparison of quasiparticle spectra obtained in Refs. [1] and [2] for Coulomb energies near  $U_a$  and  $U_b$  and in the intermediate range. While there are slight differences at larger frequencies in the region associated with the upper and lower Hubbard bands, the important low-frequency region is seen to be in excellent agreement: Near  $U_a$  the narrow band becomes insulating whereas the spectral weight of the wide band is only slightly smaller than the uncorrelated value. At  $U = 2.4$  eV, the gap of the narrow band has increased and the wide band exhibits a pseudogap, suggesting breakdown of Fermi-liquid properties. This pseudogap becomes a true gap at  $U_b$ .

A more detailed comparison of the variation of the spectral weights  $N_i(0)$  with  $U$  is shown in Fig. 3. Although the spectra are derived from independent maximum entropy codes, there is evidently almost quantitative agreement between the results obtained in Refs. [1] and [2].

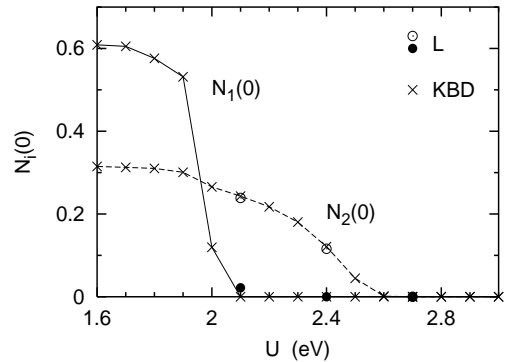


FIG. 3. Comparison of quasiparticle weights  $N_i(0)$ : from Fig. 11 in [1] (solid and empty dots) and Fig. 4 in [2] (crosses).  $T = 31$  meV in both cases.

Fig. 4 shows  $Z_i(U)$  derived for the same non-isotropic two-band Hubbard model using iterated perturbation theory (IPT). Again, two transition regions are found: Near  $U_a \approx 2.5 \dots 2.7$  eV both subbands exhibit the usual hysteresis behavior associated with a first-order phase transition. Below this transition both bands are metallic. Above this transition the narrow band is insulating and the wide band shows increasing bad-metal behavior. This band becomes fully insulating at the upper

transition near  $U_b \approx 3.6$  eV. This transition is clearly continuous and not first-order.

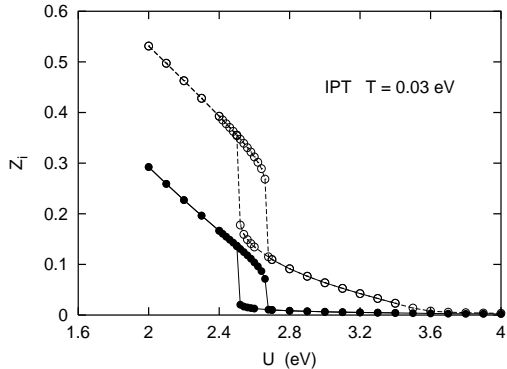


FIG. 4. Quasiparticle weights  $Z_i$  obtained within IPT/DMFT. Solid dots: narrow band; empty dots: wide band. From Fig. 3(a) in [1].

In view of the close resemblance between the QMC and IPT results at finite  $T$  we argued in Ref. [1] that the Mott transition in the nonisotropic Hubbard model is governed by a *single first-order transition* for both subbands near the lower critical Coulomb energy  $U_a$ . This transition is a ‘complete’ metal/insulator transition only for the narrow band and an ‘incomplete’ metal/bad-metal transi-

tion for the wide band. At larger  $U$  the non-Fermi-liquid characteristics of this band increase until it becomes insulating at  $U_b$ . Evidently, in the absence of spin-flip and pair-exchange terms, there is a fundamental difference between the two transition at  $U_a$  and  $U_b$ . Recent DMFT results obtained within the exact diagonalization (ED) at  $T > 0$  showed that the upper transition at  $U_b$  becomes first-order only if the full Hund’s rule coupling is taken into account [A. Liebsch, cond-mat/0505393]. Even in this case, however, the two transitions differ fundamentally from the standard Mott-Hubbard picture: at  $U_a$  one finds a superposition of first-order metal/insulator and metal/bad-metal transitions, while at  $U_b$  a bad-metal/insulator first-order transition takes place.

On the basis of the comparison of the QMC/DMFT data shown above we conclude that Refs. [1] and [2] are in excellent correspondence. The slight numerical refinements achieved in [2] in no way modify the key conclusions in [1]. Thus, the claims in Ref. [2]: “The second transition [was] not seen in earlier studies using QMC and IPT” and “Our high-precision data correct earlier QMC results by Liebsch” are unfounded.

[1] A. Liebsch, Phys. Rev. B **70**, 165103 (2004).

[2] C. Knecht, N. Blümer, and P. G. J. van Dongen, cond-mat/0505106. I like to thank Dr. N. Blümer for sending me the numerical values of their QMC calculations.