

Non-dissipative drag of superflow in a two-component Bose gas

D. V. Fil^{1,2} and S. I. Shevchenko³

¹*Institute for Single Crystals, National Academy of Sciences of Ukraine, Lenin av. 60, Kharkov 61001, Ukraine*

²*Ukrainian State Academy of Railway Transport, Feyerbakh Sq. 7, 61050 Kharkov, Ukraine*

³*B. Verkin Institute for Low Temperature Physics and Engineering,
National Academy of Sciences of Ukraine, Lenin av. 47 Kharkov 61103, Ukraine*

A microscopic theory of a non-dissipative drag in a two-component superfluid Bose gas is developed. The expression for the drag current in the system with the components of different atomic masses, densities and scattering lengths is derived. It is shown that the drag current is proportional to the square root of the gas parameter. The temperature dependence of the drag current is studied and it is shown that at temperature of order or smaller than the interaction energy the temperature reduction of the drag current is rather small. A possible way of measuring the drag factor is proposed. A toroidal system with the drag component confined in two half-ring wells separated by two Josephson barriers is considered. Under certain condition such a system can be treated as a Bose-Einstein counterpart of the Josephson charge qubit in an external magnetic field. It is shown that the measurement of the difference of number of atoms in two wells under a controlled evolution of the state of the qubit allows to determine the drag factor.

PACS numbers: 03.75.Kk, 03.75.Lm, 03.67.Lx

I. INTRODUCTION

Macroscopic quantum coherence manifests itself in many specific phenomena. One of them is a non-dissipative drag that takes place in superfluids and superconductors. The non-dissipative drag, also known as the Andreev-Bashkin effect, was considered, for the first time, in Ref. [1], where a three velocity hydrodynamic model for ^3He - ^4He superfluid mixtures was developed. It was shown that superfluid behavior of such systems can be described under accounting the "drag" term in the free energy. This term is proportional to the scalar product of the superfluid velocities of two superfluid components. A similar situation may take place in mixtures of superfluids of $S_z = +1$ and $S_z = -1$ pairs in liquid ^3He in the A -phase [2]. Among other objects, where the non-dissipative drag may be important, are neutron stars, where the mixture of neutron and proton Cooper pair Bose condensates is believed to realize [3, 4]. The possibility of realization of the non-dissipative drag in superconductors was considered in [5]. The non-dissipative drag in bilayer Bose systems was treated microscopically in [6, 7] for a special case of two equivalent layers of charged bosons. The case of a bilayer system of neutral bosons was studied in [8] in the limit of small interlayer interaction.

The most promising systems where the non-dissipative drag can be observed experimentally are two-component alkali metal vapors. In such systems the interaction between atoms of different species is of the same order as the interaction between atoms of the same specie and the effect is expected to be larger than in bilayers. In Bose mixtures the components are characterized by different densities, different masses of atoms and different interaction parameters. In this paper we consider such a general case and obtain an analytical expression for the drag current for zero and finite temperatures.

In the system under consideration the drag force influences the dynamics of atoms in the drag component in the same manner as the vector potential of electromagnetic field influences the dynamics of electrons in superconductors. In particular, in neutral superfluids with Josephson links the drag effect may induce the gradient of the phase of the order parameter in the bulk and, as a consequence, control the phase difference between weakly coupled parts of the system. Therefore, one can expect that the effect reveals itself in a modification of Josephson oscillations between weakly coupled Bose gases. In this paper we discuss possible ways for the observation such a modification. We consider the Bose gas confined in a toroidal trap with two Josephson links. In the Fock regime [9] the low energy dynamics of the system can be described by the qubit model of general form (the model, where all three components of the pseudomagnetic field can be controlled independently). The parameters of the qubit Hamiltonian depend on the drag factor. The measurement of the state of the qubit under controlled evolution allows to observe the effect caused by the non-dissipative drag and determine the drag factor. In this paper we consider two particular schemes of the measurement. In the first scheme one should determine the time required to transform a reproducible initial state to a given final state. In the second scheme the geometrical (Berry) phase should be detected.

In Sec. II the microscopic theory of the non-dissipative drag in two-component Bose gases is developed. In Sec. III a model of the Bose-Einstein qubit subjected by the drag force is formulated and the schemes of measurement of the drag factor are proposed. Conclusions are given in Sec. IV.

II. NONDISSIPATIVE DRAG IN A TWO-COMPONENT BOSE SYSTEM. MICROSCOPIC DERIVATION

Let us consider a uniform two-component atomic Bose gas in a Bose-Einstein condensed state. We will study the most general situation where the densities of atoms in each component are different from one another ($n_1 \neq n_2$), the atoms of each components have different masses ($m_1 \neq m_2$) and the interaction between atoms is described by three different scattering lengths ($a_{11} \neq a_{22} \neq a_{12}$). The Hamiltonian of the system can be presented in the form

$$H = \sum_{i=1,2} (E_i - \mu_i N_i) + \frac{1}{2} \sum_{i,i'=1,2} E_{ii'}^{int}, \quad (1)$$

where

$$E_i = \int d^3r \frac{\hbar^2}{2m_i} [\nabla \hat{\Psi}_i^+(\mathbf{r})] \nabla \hat{\Psi}_i(\mathbf{r}) \quad (2)$$

is the kinetic energy,

$$E_{ii'}^{int} = \int d^3r \hat{\Psi}_i^+(\mathbf{r}) \hat{\Psi}_{i'}^+(\mathbf{r}) \gamma_{ii'} \hat{\Psi}_{i'}(\mathbf{r}) \hat{\Psi}_i(\mathbf{r}) \quad (3)$$

is the energy of interaction, $\gamma_{ii} = 4\pi\hbar^2 a_{ii}/m_i$ and $\gamma_{12} = 2\pi\hbar^2(m_1 + m_2)a_{12}/(m_1 m_2)$ are the interaction parameters, and μ_i are the chemical potentials.

For the further analysis it is convenient to use the density and phase operator approach (see, for instance, [10, 11]). The approach is based on the following representation for the Bose field operators

$$\hat{\Psi}_i(\mathbf{r}) = \exp[i\varphi_i(\mathbf{r}) + i\hat{\varphi}_i(\mathbf{r})] \sqrt{n_i + \hat{n}_i(\mathbf{r})}, \quad (4)$$

$$\hat{\Psi}_i^+(\mathbf{r}) = \sqrt{n_i + \hat{n}_i(\mathbf{r})} \exp[-i\varphi_i(\mathbf{r}) - i\hat{\varphi}_i(\mathbf{r})], \quad (5)$$

where \hat{n}_i and $\hat{\varphi}_i$ are the density and phase fluctuation operators, $\varphi_i(\mathbf{r})$ are the c -number terms of the phase operators, which are connected with the superfluid velocities by the relation $\mathbf{v}_i = \hbar \nabla \varphi_i / m_i$. In what follows we specify the case of the superfluid velocities independent of \mathbf{r} .

Substituting Eqs. (4), (5) into Eq. (1) and expanding it in series in powers of \hat{n}_i and $\nabla \hat{\varphi}_i$ we present the Hamiltonian of the system in the following form

$$H = H_0 + H_2 + \dots \quad (6)$$

In (6) the term

$$H_0 = V \left(\sum_{i=1,2} \left[\frac{1}{2} m_i n_i \mathbf{v}_i^2 + \frac{\gamma_{ii}}{2} n_i^2 - \mu_i n_i \right] + \gamma_{12} n_1 n_2 \right) \quad (7)$$

does not contain the operator part. Here V is the volume of the system. The minimization conditions for the Hamiltonian H_0 yield the equations

$$\frac{1}{2} m_i \mathbf{v}_i^2 + \gamma_{ii} n_i + \gamma_{12} n_{3-i} - \mu_i = 0 \quad (i = 1, 2). \quad (8)$$

Under the conditions (8) the terms, linear in the density fluctuation operators, vanish in the Hamiltonian. Taking into account the $\nabla(n_i \nabla \varphi_i(\mathbf{r})) = 0$, we find that the terms, linear in the phase fluctuation operators, vanish in the Hamiltonian as well.

The part of the Hamiltonian quadratic in $\nabla \hat{\varphi}_i$ and \hat{n}_i operators reads as

$$H_2 = \int d\mathbf{r} \left(\sum_i \left\{ \frac{\hbar^2}{2m_i} \left[\frac{(\nabla \hat{n}_i(\mathbf{r}))^2}{4n_i} + n_i (\nabla \hat{\varphi}_i(\mathbf{r}))^2 \right] + \frac{\hbar \mathbf{v}_i}{2} (\hat{n}_i(\mathbf{r}) \nabla \hat{\varphi}_i(\mathbf{r}) + [\nabla \hat{\varphi}_i(\mathbf{r})] \hat{n}_i(\mathbf{r})) \right\} \right)$$

$$+\frac{i\hbar^2}{2m_i}\left([\nabla\hat{n}_i(\mathbf{r})]\nabla\hat{\varphi}_i(\mathbf{r})-[\nabla\hat{\varphi}_i(\mathbf{r})]\nabla\hat{n}_i(\mathbf{r})\right)+\frac{\gamma_{ii}}{2}\left(\hat{n}_i(\mathbf{r})\right)^2\Bigg\}+\gamma_{12}\hat{n}_1(\mathbf{r})\hat{n}_2(\mathbf{r})\Bigg). \quad (9)$$

The quadratic part of the Hamiltonian determines the spectra of the elementary excitations. Hereafter we will neglect the higher order terms in the Hamiltonian (6). These terms describe the scattering of the quasiparticles and they can be omitted if the temperature is much smaller than the temperature of Bose-Einstein condensation.

Let us rewrite the quadratic part of the Hamiltonian in terms of the operators of creation and annihilation of the elementary excitations. As the first step, we use the substitution

$$\hat{n}_i(\mathbf{r}) = \sqrt{\frac{n_i}{V}} \sum_{\mathbf{k}} e^{i\mathbf{k}\mathbf{r}} \sqrt{\frac{\epsilon_{ik}}{E_{ik}}} [b_i(\mathbf{k}) + b_i^+(-\mathbf{k})], \quad (10)$$

$$\hat{\varphi}_i(\mathbf{r}) = \frac{1}{2i} \sqrt{\frac{1}{n_i V}} \sum_{\mathbf{k}} e^{i\mathbf{k}\mathbf{r}} \sqrt{\frac{E_{ik}}{\epsilon_{ik}}} [b_i(\mathbf{k}) - b_i^+(-\mathbf{k})], \quad (11)$$

where operators b_i^+ , b_i satisfy the Bose commutation relations. Here $\epsilon_{ik} = \hbar^2 k^2 / 2m_i$ is the spectrum of free atoms, and

$$E_{lk} = \sqrt{\epsilon_{ik}(\epsilon_{ik} + 2\gamma_{ii}n_i)} \quad (12)$$

is the spectrum of the elementary excitations at $\gamma_{12} = 0$ and $\mathbf{v}_i = 0$. The substitution (10), (11) reduces the Hamiltonian (9) to the form quadratic in b_i^+ and b_i operators:

$$H_2 = \sum_{i\mathbf{k}} \left[\mathcal{E}_i(\mathbf{k}) \left(b_i^+(\mathbf{k})b_i(\mathbf{k}) + \frac{1}{2} \right) - \frac{1}{2}\epsilon_{ik} \right] + \sum_{\mathbf{k}} g_k [b_1^+(\mathbf{k})b_2(\mathbf{k}) + b_1(\mathbf{k})b_2(-\mathbf{k}) + h.c.]. \quad (13)$$

Here

$$\mathcal{E}_i(\mathbf{k}) = E_{ik} + \hbar\mathbf{k}\mathbf{v}_i \quad (14)$$

and

$$g_k = \gamma_{12} \sqrt{\frac{\epsilon_{1k}\epsilon_{2k}n_1n_2}{E_{1k}E_{2k}}}. \quad (15)$$

The Hamiltonian (13) contains non-diagonal in Bose creation and annihilation operator terms and it can be diagonalized using the standard procedure of u-v transformation [13]. The result is

$$H_2 = \sum_{\mathbf{k}} \left[\sum_{\lambda=\alpha,\beta} \mathcal{E}_\lambda(\mathbf{k}) \left(\beta_\lambda^+(\mathbf{k})\beta_\lambda(\mathbf{k}) + \frac{1}{2} \right) - \frac{1}{2} \sum_{i=1,2} \epsilon_{ik} \right], \quad (16)$$

where $\beta_\lambda^+(k)$ and $\beta_\lambda(k)$ are the operators of creation and annihilation of elementary excitations.

The energies $\mathcal{E}_\lambda(\mathbf{k})$ satisfy the equation

$$\det \begin{pmatrix} \mathbf{A} - \mathcal{E}\mathbf{I} & \mathbf{B} \\ \mathbf{B} & \mathbf{A} + \mathcal{E}\mathbf{I} \end{pmatrix} = 0, \quad (17)$$

where

$$\mathbf{A} = \begin{pmatrix} \mathcal{E}_1(\mathbf{k}) & 0 & g_k & 0 \\ 0 & \mathcal{E}_1(-\mathbf{k}) & 0 & g_k \\ g_k & 0 & \mathcal{E}_2(\mathbf{k}) & 0 \\ 0 & g_k & 0 & \mathcal{E}_2(-\mathbf{k}) \end{pmatrix} \quad (18)$$

$$\mathbf{B} = \begin{pmatrix} 0 & 0 & 0 & g_k \\ 0 & 0 & g_k & 0 \\ 0 & g_k & 0 & 0 \\ g_k & 0 & 0 & 0 \end{pmatrix} \quad (19)$$

and \mathbf{I} is the identity matrix.

The densities of superfluid currents in two components can be obtained from the relation

$$\mathbf{j}_i = \frac{1}{V} \frac{\partial F}{\partial \mathbf{v}_i}, \quad (20)$$

where F is the free energy of the system. Here the quantity \mathbf{j}_i is defined as the density of the mass current.

The free energy of the system, described by the Hamiltonian (6), is given by the formula

$$F = H_0 + \frac{1}{2} \sum_{\mathbf{k}} \left[\sum_{\lambda=\alpha,\beta} \mathcal{E}_\lambda(\mathbf{k}) - \sum_{i=1,2} \epsilon_{ik} \right] + T \sum_{\mathbf{k}} \sum_{\lambda=\alpha,\beta} \ln \left[1 - \exp \left(-\frac{\mathcal{E}_\lambda(\mathbf{k})}{T} \right) \right]. \quad (21)$$

The second term in (21) is the energy of the zero-point fluctuations and the third term is the standard temperature dependent part of the free energy for the gas of noninteracting elementary excitations.

We specify the case of small superfluid velocities (much smaller than the critical ones). In this case the currents can be approximated by the expressions linear in \mathbf{v}_i . To obtain these expressions we will find the free energy as series in \mathbf{v}_i , neglecting the terms higher than quadratic.

At $\mathbf{v}_1 = \mathbf{v}_2 = 0$ the equation (17) is easily solved and the spectra are found to be

$$E_{\alpha(\beta)k} = \left(\frac{E_{1k}^2 + E_{2k}^2}{2} \pm \sqrt{\frac{(E_{1k}^2 - E_{2k}^2)^2}{4} + 4\gamma_{12}^2 n_1 n_2 \epsilon_{1k} \epsilon_{2k}} \right)^{1/2}. \quad (22)$$

As required in the procedure [13], we take positive valued solutions of Eq. (17). The energies (22) should be real valued quantities. This requirement yields the common condition for the stability of the two-component system: $\gamma_{12}^2 \leq \gamma_{11}\gamma_{22}$. If this condition were not fulfilled, spatial separation of two components (at positive γ_{12}) or a collapse (at negative γ_{12}) would take place.

At nonzero superfluid velocities we present the solutions of Eq. (17) as series in \mathbf{v}_i :

$$\begin{aligned} \mathcal{E}_\alpha(\mathbf{k}) = E_{\alpha k} + \frac{1}{2} \hbar \mathbf{k} \mathbf{v}_1 \left(1 + \frac{E_{1k}^2 - E_{2k}^2}{E_{\alpha k}^2 - E_{\beta k}^2} \right) + \frac{1}{2} \hbar \mathbf{k} \mathbf{v}_2 \left(1 - \frac{E_{1k}^2 - E_{2k}^2}{E_{\alpha k}^2 - E_{\beta k}^2} \right) \\ + \frac{2\gamma_{12}^2 n_1 n_2 \epsilon_{1k} \epsilon_{2k} (3E_{\alpha k}^2 + E_{\beta k}^2)}{E_{\alpha k} (E_{\alpha k}^2 - E_{\beta k}^2)^3} \hbar^2 (\mathbf{k} \mathbf{v}_1 - \mathbf{k} \mathbf{v}_2)^2, \end{aligned} \quad (23)$$

$$\begin{aligned} \mathcal{E}_\beta(\mathbf{k}) = E_{\beta k} + \frac{1}{2} \hbar \mathbf{k} \mathbf{v}_1 \left(1 - \frac{E_{1k}^2 - E_{2k}^2}{E_{\alpha k}^2 - E_{\beta k}^2} \right) + \frac{1}{2} \hbar \mathbf{k} \mathbf{v}_2 \left(1 + \frac{E_{1k}^2 - E_{2k}^2}{E_{\alpha k}^2 - E_{\beta k}^2} \right) \\ - \frac{2\gamma_{12}^2 n_1 n_2 \epsilon_{1k} \epsilon_{2k} (E_{\alpha k}^2 + 3E_{\beta k}^2)}{E_{\beta k} (E_{\alpha k}^2 - E_{\beta k}^2)^3} \hbar^2 (\mathbf{k} \mathbf{v}_1 - \mathbf{k} \mathbf{v}_2)^2. \end{aligned} \quad (24)$$

Note that at $\mathbf{v}_1 = \mathbf{v}_2 = \mathbf{v}$ the spectra (23), (24) are reduced to common expressions for the energies of quasiparticles in a moving condensate: $\mathcal{E}_{\alpha(\beta)}(\mathbf{k}) = E_{\alpha(\beta)k} + \hbar \mathbf{k} \mathbf{v}$.

Using Eqs. (21), (23) and (24) we obtain the following expression for the free energy

$$F = F_0 + \frac{V}{2} \left[(\rho_1 - \rho_{n1}) \mathbf{v}_1^2 + (\rho_2 - \rho_{n2}) \mathbf{v}_2^2 - \rho_{\text{dr}} (\mathbf{v}_1 - \mathbf{v}_2)^2 \right], \quad (25)$$

where F_0 does not depend on \mathbf{v}_i . In (25) $\rho_i = m_i n_i$ are the mass densities, the quantities

$$\rho_{n1} = -\frac{m_1}{3V} \sum_{\mathbf{k}} \epsilon_{1k} \left[\frac{dN_{\alpha k}}{dE_{\alpha k}} + \frac{dN_{\beta k}}{dE_{\beta k}} + \frac{E_{1k}^2 - E_{2k}^2}{E_{\alpha k}^2 - E_{\beta k}^2} \left(\frac{dN_{\alpha k}}{dE_{\alpha k}} - \frac{dN_{\beta k}}{dE_{\beta k}} \right) \right], \quad (26)$$

$$\rho_{n2} = -\frac{m_2}{3V} \sum_{\mathbf{k}} \epsilon_{2k} \left[\frac{dN_{\alpha k}}{dE_{\alpha k}} + \frac{dN_{\beta k}}{dE_{\beta k}} - \frac{E_{1k}^2 - E_{2k}^2}{E_{\alpha k}^2 - E_{\beta k}^2} \left(\frac{dN_{\alpha k}}{dE_{\alpha k}} - \frac{dN_{\beta k}}{dE_{\beta k}} \right) \right] \quad (27)$$

describe the thermal reduction of the superfluid densities, and the quantity

$$\rho_{dr} = \frac{4}{3V} \sqrt{m_1 m_2} \sum_{\mathbf{k}} \frac{\gamma_{12}^2 n_1 n_2 (\epsilon_{1\mathbf{k}} \epsilon_{2\mathbf{k}})^{3/2}}{E_{\alpha\mathbf{k}} E_{\beta\mathbf{k}}} \left[\frac{1 + N_{\alpha\mathbf{k}} + N_{\beta\mathbf{k}}}{(E_{\alpha\mathbf{k}} + E_{\beta\mathbf{k}})^3} - \frac{N_{\alpha\mathbf{k}} - N_{\beta\mathbf{k}}}{(E_{\alpha\mathbf{k}} - E_{\beta\mathbf{k}})^3} + \frac{2E_{\alpha\mathbf{k}} E_{\beta\mathbf{k}}}{(E_{\alpha\mathbf{k}}^2 - E_{\beta\mathbf{k}}^2)^2} \left(\frac{dN_{\alpha\mathbf{k}}}{dE_{\alpha\mathbf{k}}} + \frac{dN_{\beta\mathbf{k}}}{dE_{\beta\mathbf{k}}} \right) \right], \quad (28)$$

which we call the "drag density," yields the value of redistribution of the superfluid densities between the components. In Eqs. (26)-(28) $N_{\alpha(\beta)\mathbf{k}} = [\exp(E_{\alpha(\beta)\mathbf{k}}/T) - 1]^{-1}$ is the Bose distribution function.

Using Eqs. (20), (25) we arrive to the following expressions for the supercurrents

$$\mathbf{j}_1 = (\rho_1 - \rho_{n1} - \rho_{dr}) \mathbf{v}_1 + \rho_{dr} \mathbf{v}_2, \quad (29)$$

$$\mathbf{j}_2 = (\rho_2 - \rho_{n2} - \rho_{dr}) \mathbf{v}_2 + \rho_{dr} \mathbf{v}_1. \quad (30)$$

One can see that at nonzero ρ_{dr} the current of one component contains the term proportional to the superfluid velocity of the other component. It means that there is a transfer of motion between the components. In particular, at $v_1 = 0$ the current in the component 1 ($\mathbf{j}_1 = \rho_{dr} \mathbf{v}_2$) is purely the drag current. Since ρ_{dr} is the function of γ_{12}^2 (see Eqs. (28) and (22)) the drag current does not depend on the sign of the interaction between the components.

Eq. (28) is the main result of the paper. This equation yields the value of the drag for the general case of two-component Bose system with components of different densities, different masses of atoms, different interaction parameters, and for zero as well as for nonzero temperatures. Moreover, this equation is valid not only for the point interaction between the atoms, but for any central force interaction. In the latter case the interaction parameters γ_{ik} in Eq. (28) and in the spectra (22), (12) should be replaced with the Fourier components of the corresponding interaction potentials.

To estimate the absolute value of the drag we, for simplicity, specify the case $m_1 = m_2 = m$, that is realized when two components are two hyperfine states of the same atoms.

At $T = 0$ Eq. (28) is reduced to

$$\rho_{dr} = \frac{4m}{3} \int_0^\infty d\epsilon \frac{\gamma_{12}^2 n_1 n_2 \nu(\epsilon) \epsilon^{1/2}}{\sqrt{(\epsilon + w_1)(\epsilon + w_2)} (\sqrt{\epsilon + w_1} + \sqrt{\epsilon + w_2})^3}, \quad (31)$$

where

$$\nu(\epsilon) = \frac{m^{3/2}}{\sqrt{2}\pi^2 \hbar^3} \sqrt{\epsilon}$$

is the density of states for free atoms, and

$$w_{1(2)} = \gamma_{11} n_1 + \gamma_{22} n_2 \pm \sqrt{(\gamma_{11} n_1 - \gamma_{22} n_2)^2 + 4\gamma_{12}^2 n_1 n_2}.$$

The integral in (31) can be evaluated analytically. To present the answer in a compact form it is convenient to introduce the dimensionless parameters

$$\eta = \frac{a_{12}^2}{a_{11} a_{22}} \quad \text{and} \quad \kappa = \sqrt{\frac{n_1 a_{11}}{n_2 a_{22}}} + \sqrt{\frac{n_2 a_{22}}{n_1 a_{11}}}.$$

($0 \leq \eta \leq 1$ and $\kappa \geq 2$)

Using these notations we have

$$\rho_{dr} = \sqrt{\rho_1 \rho_2} \sqrt[4]{n_1 a_{11}^3 n_2 a_{22}^3} \frac{\eta}{\sqrt{\kappa}} F(\kappa, \eta), \quad (32)$$

where

$$F(\kappa, \eta) = \frac{256}{45\sqrt{2}\pi} \frac{(\kappa + 3\sqrt{1-\eta})\sqrt{\kappa}}{\left(\sqrt{\kappa + \sqrt{\kappa^2 - 4 + 4\eta}} + \sqrt{\kappa - \sqrt{\kappa^2 - 4 + 4\eta}} \right)^3}. \quad (33)$$

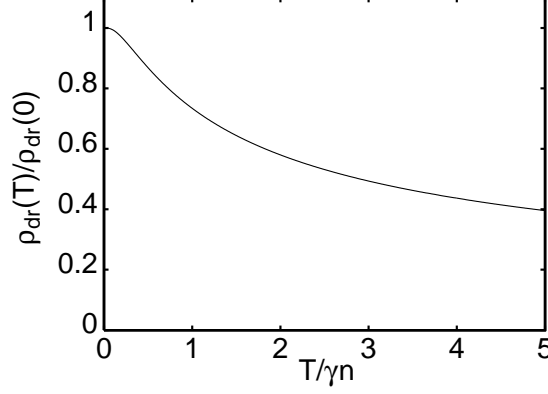


FIG. 1: Dependence of the "drag density" on the temperature.

Direct evaluation of Eq. (33) shows that at allowed η and κ ($0 \leq \eta \leq 1$ and $\kappa \geq 2$) the factor $F(\kappa, \eta)$ is almost the constant (the range of variation of F is $[0.7 \div 0.8]$) and one can neglect the dependence of F on the parameter of the system.

At $a_{11}n_1 = a_{22}n_2$ we obtain from (32) the following approximate relation

$$\rho_{dr} \approx \frac{1}{2}\rho_1 \frac{a_{12}^2}{a_{11}a_{22}} \sqrt{n_1 a_{11}^3} = \frac{1}{2}\rho_2 \frac{a_{12}^2}{a_{11}a_{22}} \sqrt{n_2 a_{22}^3}. \quad (34)$$

If the density of one component is much larger than of the other and $a_{11} \sim a_{22}$, the "drag density" is approximated as

$$\begin{aligned} \rho_{dr} &\approx 0.8\rho_1 \frac{a_{12}^2}{a_{22}^2} \sqrt{n_2 a_{22}^3} \quad \text{at } n_1 \ll n_2, \\ \rho_{dr} &\approx 0.8\rho_2 \frac{a_{12}^2}{a_{11}^2} \sqrt{n_1 a_{11}^3} \quad \text{at } n_2 \ll n_1. \end{aligned} \quad (35)$$

One can see that the "drag density" is proportional to the square root of the gas parameter. It means that the drag effect is larger in "less ideal" Bose gases.

The temperature dependence of the "drag density" at small T can be evaluated analytically from Eq. (28) using the linear approximation for the spectra of the excitations. It yields $\rho_{dr}(T) = \rho_{dr}(0)(1 - \alpha_T T^4/T_0^4)$, where $T_0 = \sqrt{\gamma_{11}n_1\gamma_{22}n_2}$ and the factor α_T is positive. Numerical evaluation of the sum over \mathbf{k} in Eq. (28) shows that the analytical approximation is valid only at $T \ll T_0$. At $T \gtrsim T_0$ the "drag density" decreases much slower under increase of the temperature. As an example, the dependence of $\rho_{dr}(T)$ at $n_1 = n_2 = n$, $\gamma_{11} = \gamma_{22} = \gamma$ and $\eta = 0.5$ is shown in Fig. 1.

Now let us discuss how the drag effect can reveal itself in a real physical situation. If one deals with the stationary superflow one implies that it is the circulating superflow, e.g., the tangential superflow in a hole cylinder. In such a case the superfluid velocities satisfy the Onsager-Feynman quantization condition

$$\oint \mathbf{v}_i d\mathbf{l} = \frac{2\pi\hbar N_i}{m_i}, \quad (36)$$

where the vorticity parameters N_i are integer. Then, the drag effect can be understood as the appearance of the circulating current in the drive component (e.g. specie 1), when the circulation of the superfluid velocity of the drive component (e.g. specie 2) is fixed ($N_2 = \text{const}$). The current of the specie 1 (29) depends on the superfluid velocities of the both species and if the superfluid velocity of the drag component directed anti-parallel to the superfluid velocity of the drive component the current of the drag component might vanish. But since the velocities are quantized it may happen only under certain special conditions (see below). The superfluid velocity of the drag component is determined by that at fixed N_2 the free energy (25) has a minimum with respect to discrete values of $\mathbf{v}_1 = \hbar N_1/(m_1 R)$ (where the R is the radius of the contour in (36)). Depending on the value of the parameter $\alpha = (\rho_{dr}/(\rho_2 - \rho_{n2} - \rho_{dr}))(m_1/m_2)N_2$ several possibilities can be realized. At $|\alpha| < 1/2$ the minimum of the energy (25) corresponds to $N_1 = 0$ (and $\mathbf{v}_1 = 0$). In this case the current of the drag component is directed along the drive current and it is proportional

to the drag density. At $|\alpha| = p$ (p is natural) the value $N_1 = -p$ minimizes the energy. In this case two terms in Eq. (29) compensate each other and the current in the drag component vanishes. At half-integer α the degenerate situation takes place: two state (with co-directed currents, and counter-directed currents) have the same energy. At $1/2 + p < |\alpha| < p$ the state with counter-directed currents gains the energy and at $p < |\alpha| < p + 1/2$ the co-directed currents are energetically preferable. In the latter two cases the nonzero vorticity of the drag component ($N_1 \neq 0$) is also induced. This behavior is analogous the behavior of a superconducting ring in a magnetic field. We note that since $\rho_{dr} \ll \rho_2$, the most realistic case is $|\alpha| < 1/2$ when the simple picture of the transfer of part of the motion from the drive to the drag component takes place.

In this study we have concentrated on the analytical derivation of the drag effect in the uniform Bose gases. The consideration of the non-uniform case requires the solution of the eigenvalue problem for the elementary excitations in the two-component Bose gas in the external potential. But even for the simplest case of a spherically symmetric trap this problem can be solved analytically only in the long-wavelength limit and the Thomas-Fermi approximation [12] (the spectrum of elementary excitations in one-component Bose gases was obtained analytically for a number of potentials but also in the same limit [11, 14, 15, 16]). Since the main contribution to the drag density comes from the excitations with the wave vectors of order of the healing length (see (28)), the rigorous analysis of the drag effect can be done only numerically. Nevertheless, in the Thomas-Fermi situation the drag effect can be evaluated basing on the following arguments. When the linear size of the Bose cloud is much larger than the healing length, the spectrum of the excitations at the wave vectors of order or higher than the inverse healing length is well described by the quasi uniform approximation. Therefore, the drag effect can be described by the same equations, as in the uniform case with the only modification that the quantities n_1 and n_2 , and, correspondingly, ρ_i , ρ_{ni} , ρ_{dr} and j_i in Eqs. (26)-(30) are understood as functions of coordinates.

At an arbitrary symmetry of the trap potential the superfluid velocity of the drag component cannot be equal to zero in each point. Indeed, in general case of space dependent ρ_i , ρ_{ni} , and ρ_{dr} the velocity field $\mathbf{v}_2(\mathbf{r})$ cannot satisfy two independent continuity conditions $\nabla[(\rho_2 - \rho_{n2} - \rho_{dr})\mathbf{v}_2] = 0$ and $\nabla(\rho_{dr}\mathbf{v}_2)$. To analyze this case one should find the velocity fields $\mathbf{v}_1(\mathbf{r})$ and $\mathbf{v}_2(\mathbf{r})$ that satisfy the continuity conditions and the quantization conditions. To illustrate this point let us consider a simple example of a trap having the shape of a hollow cylinder with the densities that depend only on the polar angle ϕ . We will seek the velocity fields that do not have radial components. Then, the Eqs. (29), (30), written for the tangential components of the currents and the velocities, can be presented in the matrix form

$$\begin{pmatrix} j_1 \\ j_2 \end{pmatrix} = \hat{R} \begin{pmatrix} v_1(r, \phi) \\ v_2(r, \phi) \end{pmatrix}, \quad (37)$$

where

$$\hat{R} = \begin{pmatrix} \rho_{s1}(\phi) - \rho_{dr}(\phi) & \rho_{dr}(\phi) \\ \rho_{dr}(\phi) & \rho_{s2}(\phi) - \rho_{dr}(\phi) \end{pmatrix} \quad (38)$$

with $\rho_{si}(\phi) = \rho_i(\phi) - \rho_{ni}(\phi)$. Due to the continuity conditions the current j_1 and j_2 in (37) do not depend on ϕ . According to Eq. (37) the velocities $v_1(r, \phi)$ and $v_2(r, \phi)$ are connected with the currents by the equation

$$\begin{pmatrix} v_1(r, \phi) \\ v_2(r, \phi) \end{pmatrix} = \hat{R}^{-1} \begin{pmatrix} j_1(r) \\ j_2(r) \end{pmatrix} \quad (39)$$

Integrating Eq. (39) over ϕ and taking into account the quantization conditions (36) we obtain the equation for the currents

$$\hat{T} \begin{pmatrix} j_1(r) \\ j_2(r) \end{pmatrix} = \frac{2\pi\hbar}{r} \begin{pmatrix} N_1/m_1 \\ N_2/m_2 \end{pmatrix}, \quad (40)$$

where

$$\hat{T} = \begin{pmatrix} \int_0^{2\pi} d\phi \frac{\rho_{s2} - \rho_{dr}}{\rho_{s1}\rho_{s2} - \rho_{dr}(\rho_{s1} + \rho_{s2})} & - \int_0^{2\pi} d\phi \frac{\rho_{dr}}{\rho_{s1}\rho_{s2} - \rho_{dr}(\rho_{s1} + \rho_{s2})} \\ - \int_0^{2\pi} d\phi \frac{\rho_{dr}}{\rho_{s1}\rho_{s2} - \rho_{dr}(\rho_{s1} + \rho_{s2})} & \int_0^{2\pi} d\phi \frac{\rho_{s1} - \rho_{dr}}{\rho_{s1}\rho_{s2} - \rho_{dr}(\rho_{s1} + \rho_{s2})} \end{pmatrix} \quad (41)$$

If a given vorticity of the drive component N_2 is not very large the minimum of energy is reached at $N_1 = 0$. In the latter case the solution of Eq. (40) in the leading order in ρ_{dr} yields the following expression for the current of the drag component

$$j_1(r) \approx \frac{2\pi\hbar N_2}{m_2 r} \frac{\int_0^{2\pi} d\phi \frac{\rho_{dr}(\phi)}{\rho_{s1}(\phi)\rho_{s2}(\phi)}}{\int_0^{2\pi} d\phi \frac{1}{\rho_{s1}(\phi)} \int_0^{2\pi} d\phi \frac{1}{\rho_{s2}(\phi)}} \quad (42)$$

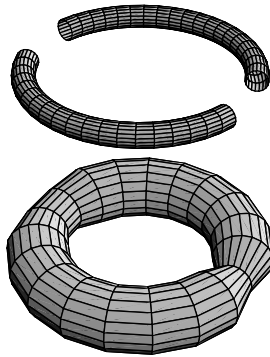


FIG. 2: Schematic shapes of Bose clouds for the drag (top figure) and drive (bottom figure) components. The drag component is situated inside and overlaps with the drive component.

One can see that if at some ϕ the density ρ_{s1} has a sharp minimum the first factor in denominator in Eq. (42) becomes large. On the other hand, the integral in numerator is not very sensitive to lowering of ρ_{s1} (see Eqs. (35)). Thus, in a system with a "bottle neck" in the drag component the drag current decreases strongly and the main consequence of the drag effect is the emergence of the gradient of the phase of the order parameter of the drag component. Similar situation takes place in a system with a weak link. The latter case is analyzed in the next section. In the uniform case Eq. (42) is reduced to $j_1 = \rho_{dr} v_2$.

To complete the discussion we emphasize that the crossed term ($\rho_{dr} \mathbf{v}_1 \mathbf{v}_2$) in the free energy (25) (and, consequently, the drag terms in the currents (29), (30)) comes only from the second and third terms in Eq. (21). Consequently, the drag effect considered in this paper is solely by the excitations. At the mean field level of approximation (which can be also formulated in terms of the Gross-Pitaevsky equation) the effect does not appear, while the coupling between the components is also present at that level of approximation. We would note that at the mean field level the drag effect of another type may emerge. That effect takes place in the case when one of the species is subjected by an asymmetric rotating external potential (see, for instance, [17], where such an effect has been studied with reference to the system of two coupled traps).

III. MODEL OF BOSE-EINSTEIN QUBIT WITH EXTERNAL DRAG FORCE

It is known that Bose systems in the Bose-Einstein condensed state may demonstrate Josephson phenomenon [9]. In this paper we consider the external Josephson effect that takes place in two-well Bose systems. It was shown in [18] that in such systems one can realize the situation, when two states, that differ in the expectation value of the relative number operator, can be used as qubit states.

To include the drag force into the play we consider the following geometry. Let our two-component system is confined in a toroidal trap and the Bose cloud of the component 1 (the drag component) is situated inside and overlaps with the Bose clouds of the component 2 (the drive component). Such a situation can be realized if $|\gamma_{12}| < \min(\gamma_{11}, \gamma_{22})$.

Deforming the confining potential one can cut the drag component into two clouds of a half-torus shape (separated by two Josephson links) leaving the Bose cloud of the drive component uncutted (Fig. 2). In what follows we use the following notations: R_t is the large radius of the toroidal trap, r_{t1} and r_{t2} are the small radii of the toroidal Bose clouds of the drag and the drive components, correspondingly.

Rotating this trap one can excite a superflow in the drive component. After the rotation be switched off there will be a circulating superflow in the drive component and no superflow in the drag component (at negligible small Josephson coupling). The superfluid velocity of the drive component is

$$v_2 = \frac{N_2 \hbar}{m_2 R_t} \quad (43)$$

In (43), we imply that $R_t \gg r_{t1}, r_{t2}$ and neglect, for simplicity, the effect caused by a dependence of r_{t2} on the polar angle.

Since $j_1 = 0$, the phase gradient $\nabla\varphi_1$ should be nonzero to compensate the drag effect. In the polar coordinates the ϕ component of the phase gradient is given by the relation

$$(\nabla\varphi_1)_\phi = -\frac{N_2}{R_t}f_{dr} = -f_{dr}(\nabla\varphi_2)_\phi, \quad (44)$$

where

$$f_{dr} = \frac{m_1}{m_2} \frac{\rho_{dr}}{\rho_{s1} - \rho_{dr}} \quad (45)$$

The quantity f_{dr} yields the ratio between the phase gradients in the drag and the drive components in the situation when the drag component is in the open circuit (i.e. the current cannot flow in the circuit). We call this quantity the drag factor.

We imply that r_{t1} and r_{t2} are much larger than the healing lengths that allows to describe the drag effect in quasi-uniform approximation. For definiteness, we specify the case of $\rho_1 \ll \rho_2$ and $\rho_2 \approx \text{const}$ in the overlapping region. In this case one can neglect the space dependence the drag factor (see Eqs. (35)).

At nonzero Josephson coupling the current j_1 can be nonzero, but it cannot exceed the maximum Josephson current j_m . Relation (44) remains approximately correct at nonzero Josephson coupling, if an inequality $j_m \ll \hbar\rho_1/(m_1R_t)$ is satisfied. Here we specify just such a case. It is important to emphasize that we consider the situation, when there is only the external Josephson effect between two half-torus traps, and there is no internal Josephson effect between the drag and the drive species.

The drag force can be considered as an effective vector potential $\mathbf{A}_{dr} = -\hbar f_{dr} \nabla\varphi_2$ (in units of $e = c = 1$) that corresponds to an effective magnetic flux $\Phi_{dr} = -2\pi\hbar f_{dr}N_2$. Thus, our Bose system is similar to the Cooper pair box system that implements the Josephson charge qubit with the Josephson coupling controlled by an external magnetic flux [19]. To extend this analogy we formulate the model of the Bose-Einstein qubit subjected by the drag force. In what follows we use the approach of Ref. [18].

In the two mode approximation the Bose field operators for the drag component can be presented in the form:

$$\hat{\Psi}_1(\mathbf{r}, t) = \sum_{l=L,R} a_l(t) \Psi_l(\mathbf{r} - \mathbf{r}_l), \quad \hat{\Psi}_1^+(\mathbf{r}, t) = \sum_{l=L,R} a_l^+(t) \Psi_l^*(\mathbf{r} - \mathbf{r}_l), \quad (46)$$

where $a_{L(R)}^+$ and $a_{L(R)}$ are the operators of creation and annihilation of bosons in the condensates confined in the left(right) half-torus, and Ψ_L, Ψ_R are two almost orthogonal local mode functions

$$\int d^3r \Psi_l^*(\mathbf{r}) \Psi_{l'}(\mathbf{r}) \approx \delta_{ll'}, \quad l, l' = L, R$$

that describe the condensate in the left and right traps [20].

Substituting (46) into Hamiltonian (1), we obtain the following expression for the parts of the Hamiltonian that depends on the operators a_l^+ and a_l :

$$H_a = \sum_{l=L,R} (K_l a_l^+ a_l + \lambda_l a_l^+ a_l^+ a_l a_l) + (J a_L^+ a_R + J^* a_R^+ a_L). \quad (47)$$

with

$$K_l = \int d^3r \Psi_l^* \left[-\frac{\hbar^2}{2m} \nabla^2 + V_{tr} + \gamma_{12} \Psi_2^* \Psi_2 \right] \Psi_l, \quad (48)$$

$$\lambda_l = \frac{\gamma_{11}}{2} \int d^3r |\Psi_l|^4, \quad (49)$$

$$J = \int d^3r \left[\frac{\hbar^2}{2m} \nabla \Psi_L^* \nabla \Psi_R + V_{tr} \Psi_L^* \Psi_R \right]. \quad (50)$$

The functions Ψ_L and Ψ_R contain the phase factors $e^{i\varphi_L(\mathbf{r})}$ and $e^{i\varphi_R(\mathbf{r})}$, where the phases satisfy Eq. (44). Taking these factors into account, one can choose the following basis for the one mode functions

$$\Psi_{L(R)}(\mathbf{r}) = |\Psi_{L(R)}(\mathbf{r})| \exp[-iN_2 f_{dr} \phi_{L(R)}(\mathbf{r})], \quad (51)$$

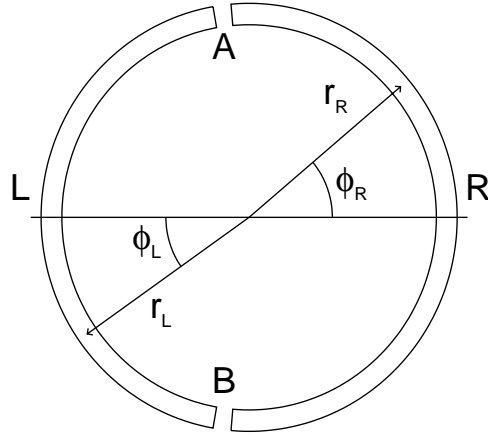


FIG. 3: Left (L) and right(R) half-torus of the drag component, separated by Josephson links A and B.

where ϕ_L, ϕ_R are the polar angles counted from the centers of L and R half-torus, correspondingly (see Fig. 3). The angles $\phi_{L(R)}(\mathbf{r})$, defined as shown in Fig. 3, satisfy the relation

$$\phi_R(\mathbf{r}_A) - \phi_L(\mathbf{r}_A) = \phi_L(\mathbf{r}_B) - \phi_R(\mathbf{r}_B) = \pi, \quad (52)$$

where \mathbf{r}_A and \mathbf{r}_B are the radius-vectors of Josephson links.

Substituting (51) into Eq. (50), using Eq. (52) and taking into account that the functions Ψ_L and Ψ_R overlap in a small vicinity of A and B links, we obtain the following expression for the Josephson coupling parameter:

$$J = (J_A + J_B) \cos\left(\pi \frac{\Phi_{dr}}{\Phi_0}\right) + i(J_A - J_B) \sin\left(\pi \frac{\Phi_{dr}}{\Phi_0}\right), \quad (53)$$

where $\Phi_0 = 2\pi\hbar$ is the "flux quantum" and

$$J_{A(B)} \approx \int_{V_{A(B)}} d^3r \left[\frac{\hbar^2}{2m} \nabla |\Psi_L| \nabla |\Psi_R| + V_{tr} |\Psi_L| |\Psi_R| \right]. \quad (54)$$

Here V_A and V_B are the areas of overlapping of two one mode functions at links A and B, correspondingly.

Considering the Hilbert space in which the total number operator

$$\hat{N} = a_L^\dagger a_L + a_R^\dagger a_R \quad (55)$$

is a conservative quantity ($\hat{N} = N$) we present the Hamiltonian (47) in the following form

$$H_a = E_c (\hat{n}_{RL} - n_g)^2 + (J a_L^\dagger a_R + h.c.) + const, \quad (56)$$

where

$$\hat{n}_{RL} = \frac{a_R^\dagger a_R - a_L^\dagger a_L}{2} \quad (57)$$

is the number difference operator,

$$E_c = \lambda_R + \lambda_L \quad (58)$$

is the interaction energy, and the quantity

$$n_g = \frac{1}{2E_c} [K_L - K_R + (N - 1)(\lambda_L - \lambda_R)] \quad (59)$$

describes an asymmetry of L and R half-tore.

In what follows we imply that the system is in the Fock regime [9] ($|J|N \ll E_c$) and use the number representation

$$|n_{RL}\rangle \equiv |n_R, n_L\rangle \equiv \left| \frac{N}{2} + n_{RL}, \frac{N}{2} - n_{RL} \right\rangle.$$

In this representation the first term in (56) is diagonal. The second term in (56) can be considered as small nondiagonal correction. But if n_g is biased near one of degeneracy points

$$n_{deg} = \begin{cases} M + \frac{1}{2} & \text{for even } N \\ M & \text{for odd } N \end{cases} \quad (60)$$

(where M is integer and $|M| < N/2$), the second term in (56) results in a strong mixing of two lowest states ($|\uparrow\rangle = |n_{deg} + 1/2\rangle$ and $|\downarrow\rangle = |n_{deg} - 1/2\rangle$) and the low energy dynamics of the system can be described by a pseudospin Hamiltonian

$$H_{eff} = -\frac{\Omega_x}{2}\hat{\sigma}_x - \frac{\Omega_y}{2}\hat{\sigma}_y - \frac{\Omega_z}{2}\hat{\sigma}_z, \quad (61)$$

where $\hat{\sigma}_i$ are the Pauli operators, and

$$\begin{aligned} \Omega_x &= -(J_A + J_B)\sqrt{(N+1)^2 - 4n_{deg}^2} \cos\left(\pi \frac{\Phi_{dr}}{\Phi_0}\right), \\ \Omega_y &= -(J_A - J_B)\sqrt{(N+1)^2 - 4n_{deg}^2} \sin\left(\pi \frac{\Phi_{dr}}{\Phi_0}\right), \\ \Omega_z &= 2E_c(n_g - n_{deg}) \end{aligned} \quad (62)$$

are the components of the pseudomagnetic field. In experiments one can control the parameters n_g , J_A and J_B independently and, consequently, the pseudomagnetic field $\Omega(t)$ can be switched arbitrary. It mean that Eq. (61) represents the standard Hamiltonian of the qubit system. The parameters of the qubit (61) depend on the "drag flux" Φ_{dr} . Therefore, one can determine its value from the measurement of the state of the system after a controlled evolution of a certain reproducible initial state.

Let us consider two possibilities. For definiteness, we specify the case of odd N and the degeneracy point $n_{deg} = 0$.

If the Josephson coupling are switched off and n_g is switched on to some positive value (much less than unity) the system is relaxed to the state $|\psi_{in}\rangle = |\uparrow\rangle$. This state can be used as the reproducible initial state. The quantity should be measured is the expectation value of the number difference operator. In the initial state the expectation value of this operator is $n_{RL} = 1/2$

When the system is switched suddenly to the degeneracy point $n_g = 0$ and the Josephson couplings are switched on for some time τ the initial state evolves to another state with another n_{RL} .

If one sets $J_A = J_B = J$ the result of evolution ($|\psi_f\rangle = U|\psi_{in}\rangle$) is described by the unitary operator

$$U_1(\tau) = \begin{pmatrix} \cos(\alpha_1\tau) & -i\sin(\alpha_1\tau) \\ -i\sin(\alpha_1\tau) & \cos(\alpha_1\tau) \end{pmatrix}$$

where $\alpha_1 = (J/\hbar)(N+1)\cos(\pi\Phi_{dr}/\Phi_0)$. One can see that at time of evolution $\tau = \tau_1 = \pi/(4|\alpha_1|)$ the expectation value of the number difference operation will be equal to zero.

For the case $J_A = J$ and $J_B = 0$ the operator of evolution reads as

$$U_2(\tau) = \begin{pmatrix} \cos(\alpha_2\tau) & -ie^{-i\pi\Phi_{dr}/\Phi_0}\sin(\alpha_2\tau) \\ -ie^{i\pi\Phi_{dr}/\Phi_0}\sin(\alpha_2\tau) & \cos(\alpha_2\tau) \end{pmatrix}$$

with $\alpha_2 = (J/2\hbar)(N+1)$. Respectively, the expectation value n_{RL} will be equal to zero at $\tau = \tau_2 = \pi/(4\alpha_2)$

The ratio $\tau_2/\tau_1 = |\cos(\pi\Phi_{dr}/\Phi_0)|/2$ depends only on Φ_{dr} and the quantity Φ_{dr} can be extracted from the measurements of τ_1 and τ_2 . It is important to note that to provide this scheme one should control only the ratio of J_A and J_B , but not their absolute values.

Another possibility can be based on detection of the Berry phase [21]. Eq. (61) contains all three components of the field Ω and they can be controlled independently. The general scheme of detection of the Berry phase in such a situation was proposed [22]. A concrete realization of this scheme in the Josephson charge qubit was described in [23]. Here we extend the ideas of [22, 23] to the case of the "dragged" Bose-Einstein qubit.

We start from the same initial state and switch to $J_A = J_B = J$ and $n_g = 0$. The initial state $|\uparrow\rangle$ can be presented as the superposition of two instantaneous eigenstates $|e_a\rangle = (|\uparrow\rangle + |\downarrow\rangle)/\sqrt{2}$ and $|e_b\rangle = (|\uparrow\rangle - |\downarrow\rangle)/\sqrt{2}$:

$$|\psi_{in}\rangle = \frac{1}{\sqrt{2}}(|e_a\rangle + |e_b\rangle). \quad (63)$$

An adiabatic cyclic evolution of the parameters of the Hamiltonian (61) results in appearance of the Berry phase in the $|e_a\rangle$ and $|e_b\rangle$ eigenstates, if the vector $\mathbf{\Omega}$ subtends a nonzero solid angle at the origin.

Let us consider the following 4 stage cyclic adiabatic evolution starting from the point $J_A = J_B = J$ and $n_g = 0$: 1 - J_B is switched off; 2 - J_A is switched off and simultaneously n_g is switched to $n_{g1} > 0$; 3 - n_g is returned to the same degeneracy point ($n_g = 0$) and J_B is switched to $J_B = J$; 4 - J_A is switched to $J_A = J$ (all switches should be done slowly: $\hbar|d\mathbf{\Omega}/dt| \ll \Omega^2$).

After such an evolution the system arrives at the state

$$|\psi_m\rangle = \frac{1}{\sqrt{2}}(e^{i\delta_a+i\gamma}|e_a\rangle + e^{i\delta_b-i\gamma}|e_b\rangle), \quad (64)$$

where $\gamma = \pi\Phi_{dr}/\Phi_0$ is the Berry phase (equals to half of the solid angle subtended by $\mathbf{\Omega}$) and δ_a, δ_b are the dynamical phases.

Elimination of the dynamical phases can be performed by swapping the eigenstates (π -transformation) and repeating the same cycle of evolution in a reverse direction (see [22]).

The π -transformation can be done by fast switching off the Josephson coupling and switching on $n_g = n_{g2} > 0$ during the time interval $t_\pi = \hbar\pi/(2E_c n_{g2})$. After the π -transformation the state becomes

$$|\psi_{m\pi}\rangle = -\frac{i}{\sqrt{2}}(e^{i\delta_a+i\gamma}|e_b\rangle + e^{i\delta_b-i\gamma}|e_a\rangle). \quad (65)$$

After the cyclic evolution in the reverse direction we arrive to the state

$$|\psi_f\rangle = -\frac{i}{\sqrt{2}}e^{i(\delta_a+\delta_b)}(e^{2i\gamma}|e_b\rangle + e^{-2i\gamma}|e_a\rangle). \quad (66)$$

One can see that the expectation value of the number difference operator in the final state (66) $n_{RL} = \cos(4\gamma)/2 = \cos(4\pi\Phi_{dr}/\Phi_0)/2$ depends only on Φ_{dr} and the measurement of this difference allows to determine the value of the "drag flux".

Thus, the measurements of relative number of atoms in left and right condensates under controlled evolution of the state of the system allows to observe the non-dissipative drag and determine the drag factor (if the vorticity of the drive component is known).

IV. CONCLUSIONS

We have investigated the non-dissipative drag effect in three-dimensional weakly interacting two-component superfluid Bose gases. The expression for the drag current is derived microscopically for the general case of two species of different densities, different masses and different interaction parameters. It is shown that the drag current is proportional to the square root of the gas parameter. The drag effect is maximal at zero temperatures and it decreases when the temperature increases, but at temperatures of order of the interaction energy the drag current remains of the same order as at zero temperature.

We have considered the toroidal double-well geometry, where the non-dissipative drag influences significantly on the Josephson coupling between the wells. In the system considered the drag force can be interpreted as an effective vector potential applied to the drag component. The effective vector potential is equal to $\mathbf{A}_{dr} = -\hbar f_{dr} \nabla \varphi_{drv}$ (in units of $e = c = 1$), where φ_{drv} is the phase of the drive component, and f_{dr} is the drag factor. In the toroidal geometry the effective vector potential can be associated with an effective flux of external field $\Phi_{dr} = 2\pi\hbar f_{dr} N_v$, where N_v is the vorticity of the drive component. In the Fock regime the system can be considered as a Bose-Einstein counterpart of the Josephson charge qubit in an external magnetic field. The measurement of the state of such a qubit allows to observe the drag effect and determine the drag factor.

Acknowledgements

This work is supported by the INTAS grant No 01-2344.

[1] A. F. Andreev and E. P. Bashkin, *Zh. Exp. Teor. Fiz.* **69**, 319 (1975) [*Sov. Phys. JETP*, **42**, 164 (1975)].

- [2] A. J. Leggett, *Rev. Mod. Phys.* **47**, 331 (1975).
- [3] M.A. Alpar, S.A. Langer, and J. A. Sauls, *Astrophys. J.* **282**, 533 (1984).
- [4] E.Babaev, *Phys.Rev. D* **70**, 043001 (2004).
- [5] J. M. Duan and S. Yip, *Phys. Rev. Lett.* **70**, 3647 (1993).
- [6] B. Tanatar and A.K. Das, *Phys. Rev. B* **54**, 13827 (1996).
- [7] S. V. Terentjev and S. I. Shevchenko, *Fiz. Nizk. Temp.*, **25** 664 (1999) [*Low Temp. Phys.* **25** 493, (1999)].
- [8] D.V.Fil, S.I.Shevchenko, *Fiz. Nizk. Temp.*, **30** 1028 (2004) [*Low Temp. Phys.* **30** 770, (2004)].
- [9] A.J. Leggett, *Rev. Mod. Phys.* **73**, 307 (2001).
- [10] S. I. Shevchenko, *Fiz. Nizk. Temp.* **18** 328, (1992) [*Sov. J. Low Temp. Phys.* **18** 223, (1992)].
- [11] D. V. Fil and S. I. Shevchenko, *Phys. Rev. A* **64**, 013607 (2001).
- [12] A.S.Parkins, D.F. Walls, *Phys. Rep.* **303**, 1 (1998).
- [13] N. N. Bogolyubov and N. N. Bogolyubov (Jr), *Introduction to quantum statistical mechanics*, Singapore: World Scientific, (1982).
- [14] S. Stringari, *Phys. Rev. Lett.* **77**, 2360 (1996).
- [15] P. Öhberg, E.L. Surkov, I. Tittonen, S. Stenholm, M. Wilkens and G.V. Shlyapnikov, *Phys. Rev. A* **56**, R3346 (1997).
- [16] U. Al. Khawaja, C. J. Pethick and H. Smith, *Phys. Rev. A* **60**, 1507 (1999).
- [17] M.V.Demin, Yu. E. Lozovik, V.A.Sharapov, *Pis'ma v ZhETF*, **76**, 166 (2002) [*JETP Letters*, **76**, 135 (2002)]
- [18] Z. B. Chen and Y. D. Zhang, *Phys. Rev. A* **65**, 022318 (2002).
- [19] Y. Makhin, G. Schon and A. Shnirman, *Rev. Mod. Phys.* **73**, 357 (2001).
- [20] S. Raghavan, A. Smerzi, S. Fantoni and S.R. Shenoy, *Phys. Rev. A* **59**, 620 (1999).
- [21] M. V. Berry, *Proc. Roy. Soc. A* **392**, 47 (1984).
- [22] A. Ekert, M. Ericsson, P. Hayden, H. Inamori, J. A. Jones, D. K. L. Oi and V. Vedral, *J. Mod. Opt.* **47**, 2501 (2000).
- [23] G. Falci, R. Fazio, G. M. Palma, J. Siewert and V. Vedral, *Nature*(London) **407**, 355 (2000).