

A nomalous Excitation Spectra of Frustrated Quantum Antiferromagnets

Wei hong Zheng,¹ John O. Fjrestad,² Rajiv R. P. Singh,³ Ross H. McKenzie,² and Radu Coldea⁴

¹School of Physics, The University of New South Wales, Sydney, NSW 2052, Australia

²Department of Physics, The University of Queensland, Brisbane, QLD 4072, Australia

³Department of Physics, University of California, Davis, CA 95616, USA

⁴Department of Physics, University of Oxford, Oxford OX1 3PU, United Kingdom

(Dated: April 14, 2024)

We use series expansions to study the excitation spectra of spin-1=2 antiferromagnets on anisotropic triangular lattices. For the isotropic triangular lattice model (TLM) the high-energy spectra show several anomalous features that differ strongly from linear spin-wave theory (LSWT). Even in the Neel phase, the deviations from LSWT increase sharply with frustration, leading to roton-like minima at special wavevectors. We argue that these results can be interpreted naturally in a spinon language, and provide an explanation for the previously observed anomalous finite-temperature properties of the TLM. In the coupled-chains limit, quantum renormalizations strongly enhance the one-dimensionality of the spectra, in agreement with experiments on Cs_2CuCl_4 .

PACS numbers: 75.10.Jm

One of the central problems in quantum magnetism is understanding the properties of two-dimensional (2D) spin-1=2 Heisenberg antiferromagnets (HAFM's). A question of particular interest is whether the interplay between quantum fluctuations and geometrical frustration can lead to unconventional ground states and/or excitations. Candidate materials which have recently attracted much attention include Cs_2CuCl_4 [1] and $(\text{BEDT-TTF})_2\text{Cu}_2(\text{CN})_3$ [2].

If the ground state is magnetically ordered, the system must have gapless magnon excitations, which at sufficiently low energies are expected to be well described by semiclassical (i.e., large- S) approaches like spin-wave theory (SWT) and the nonlinear sigma model (NLSM). However, if the magnon dispersion at higher energies deviates significantly from the semiclassical predictions, it is possible that the proper description of the excitations, valid at all energies, is in terms of pairs of $S = 1=2$ spinons. In this unconventional scenario the magnon is a bound state of two spinons, lying below the two-spinon (particle-hole) continuum.

In this Letter we use series expansions to calculate the magnon dispersion of 2D frustrated $S = 1=2$ HAFM's. Our main finding is that for the triangular lattice model (TLM) the dispersion shows major deviations from linear SWT (LSWT) at high energies (Fig. 1). We argue that these deviations can be qualitatively understood in terms of a two-spinon picture [3], provided the spinon dispersion has minima at $\mathbf{K}_i=2$, where \mathbf{K}_i is a magnetic Bragg vector. Based on this interpretation of the TLM spectra, we propose an explanation for the anomalous finite-temperature behavior found in high temperature series expansion studies [4].

Both qualitatively and quantitatively the deviations from LSWT found here for the TLM are much more pronounced than those previously reported [5, 6, 7, 8] for the high-energy spectra of the square lattice model (SLM).

We point out that the deviations from SWT increase in the Neel phase too, upon adding frustration to the SLM. We further consider the limit of our model relevant to Cs_2CuCl_4 , and show that the calculated excitation spectra are in good agreement with experiments [1].

Model. We consider a $S = 1=2$ HAFM on an anisotropic triangular lattice, with exchange couplings J_1 and J_2 (Fig. 2(a)). This model interpolates between the SLM ($J_1 = 0$), TLM ($J_1 = J_2$), and decoupled chains ($J_2 = 0$). Classically the model has Neel order for $J_1 = J_2=2$ with $q = \pi$, and helical order for $J_1 > J_2=2$ with $q = \arccos(-J_2/2J_1)$, where q ($2q$) is the angle between nearest-neighbor spins along J_2 (J_1). The phase diagram for $S = 1=2$ was studied in Refs. 9, 10.

Series expansion method. In order to develop series expansions for the helical phase (see Ref. 9 for expansions for the Neel phase spectra), we assume that the spins order in the xz plane, with nearest-neighbor angles q and $2q$ as defined above; q (generally different from the classical result) is determined by minimizing the ground state energy. We now rotate all the spins so as to make the ordered state ferromagnetic, and introduce an anisotropy parameter in the Hamiltonian $H(\Delta) = H_0 + \Delta V$, so that $H(0)$ is a ferromagnetic Ising model and $H(1)$ is the spin-rotation invariant Heisenberg model [9]. We use linked-cluster methods to develop series expansions in powers of

for ground state properties and the triplet excitation spectra. The calculation of the spectra is particularly challenging as S^z is not conserved. Due to single-spin flip terms in V , the one-magnon state and the ground state belong to the same sector, and the linked-cluster expansion with the traditional similarity transformation [11] fails. To get a successful linked-cluster expansion, one has to use a multi-block orthogonality transformation [12]. We have computed the series for ground state properties to order 11 , and for the spectra to order 9 for $J_1 = J_2$ and to order 8 otherwise. The properties

for $J_1 = J_2$, discussed in the following, are obtained from standard series extrapolation methods.

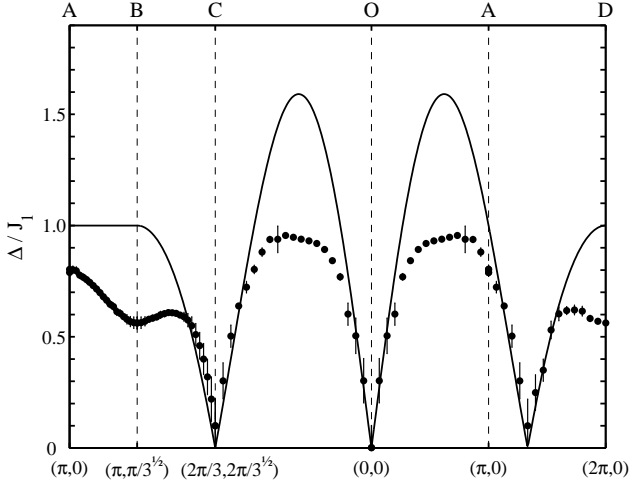


FIG. 1: Excitation spectrum for the TLM ($J_1 = J_2$) along the path ABCOAQD shown in Fig. 4. The high-energy spectrum is strongly renormalized downwards compared to the LSW T prediction (full line). Note the \textit{roton} minimum at B and D and the flat dispersion in the middle parts of CO and OQ.

Square lattice model. Several numerical studies [5, 6, 7, 8] have reported deviations from SWT for high-energy excitations in the SLM. While 1st order SWT (i.e., LSW T) and 2nd order SWT predict no dispersion along (π, π) , 3rd order SWT finds a weak dispersion, with the energy at $(\pi, 0)$ 2% lower than at $(\pi/2, \pi/2)$ [8, 13, 14]. In contrast, the most recent Quantum Monte Carlo (QMC) [7] and series expansion [8] studies find the energy at $(\pi, 0)$ to be 9% lower. These deviations from SWT have been interpreted [6, 15, 16] in terms of a resonating valence-bond (RVB) picture, in which the ground state is described as a π -flux phase [17] modified by correlations producing long-range N el order [15], and the Goldstone modes (magnons) are bound states of a particle and a hole spinon [15, 16]. The magnon dispersion, calculated using a random phase approximation (RPA), has local minima at $(\pi, 0)$ [15, 16] (in qualitative agreement with the series/QMC results), the locations of which are intimately related to the fact that the spinon dispersion has minima at $(\pi/2, \pi/2)$ [15, 17].

Frustrated square lattice model. The N el phase persists up to $J_1 = J_2 = (J_1 = J_2)_c \approx 0.7$, after which the system enters a dimerized phase [9]. As the frustration $J_1 = J_2$ is increased towards $(J_1 = J_2)_c$, the local minimum at $(\pi, 0)$ becomes more pronounced (see Fig. 3); for $J_1 = J_2 = 0.7$ the energy difference between $(\pi/2, \pi/2)$ and $(\pi, 0)$ has increased to 31%. In contrast, LSW T predicts no energy difference [18]. These results lend further support to the RVB/ π -flux-phase picture. The locations of

the Bragg vectors, roton minimum, and spinon minimum in the N el phase are shown in Fig. 2(b).

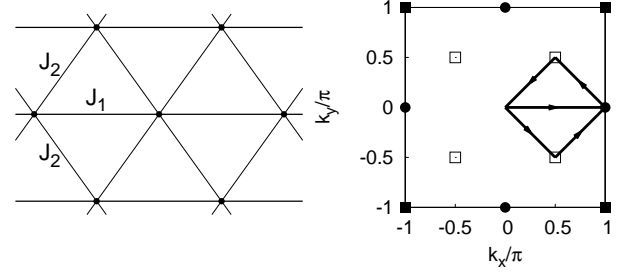


FIG. 2: (a) Exchange constants J_1 and J_2 for the $S = 1/2$ HAFM on the anisotropic triangular lattice. The model can also be viewed as a square lattice with an extra exchange along one diagonal. (b) Brillouin zone for the frustrated SLM, in standard square lattice notation (the frustrating J_1 bonds are taken to lie along the $+45^\circ$ directions in real space). The excitation spectra in Fig. 3 are plotted along the bold path. Also shown are the locations of the Bragg vectors (filled squares) and the local \textit{roton} minimum (filled circles) in the $S = 1$ dispersion, and the global minimum of the $S = 1/2$ spinon dispersion (open squares) in the N el phase. Note that the 90 rotation invariance present for $J_1 = 0$ is lost for $J_1 > 0$.

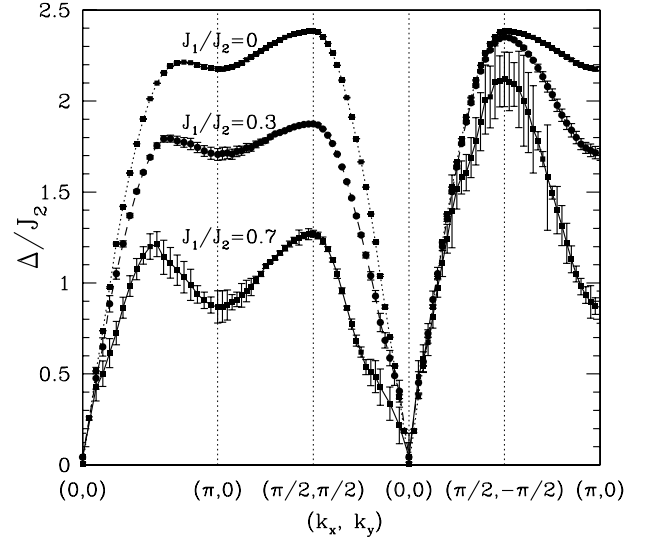


FIG. 3: Excitation spectra in the N el phase. As $J_1 = J_2$ is increased, the local \textit{roton} minimum at $(\pi, 0)$ becomes more pronounced, and the energy difference between $(\pi, 0)$ and $(\pi/2, \pi/2)$, which LSW T predicts to be zero, increases.

Triangular lattice model. Next, we consider the TLM ($J_1 = J_2$), whose ground state has 120 ordering between neighboring spins [19]. Fig. 1 shows the excitation spectrum plotted along the path ABCOAQD in Fig. 4. While the low-energy spectrum near the (magnetic) Bragg vectors looks conventional, the high-energy part

of the excitation spectrum shows several anomalous features which both qualitatively and quantitatively differ strongly from LSW T: (i) At high energies the spectrum is renormalized downwards with respect to LSW T. (ii) The excitation spectrum is very flat in the region halfway between the origin and a Bragg vector, with the midpoint renormalized downwards with respect to LSW T by 40%. (iii) There are local, roton-like, minima at the midpoints of the Brillouin zone edges, whose energy is 44% lower than the LSW T prediction. These strong downward renormalizations for the TLM should be contrasted with the SLM, for which quantum fluctuations always renormalize the LSW T spectrum upwards and by amounts never exceeding 20%.

Two-spinon interpretation. We will argue that these results for the TLM are suggestive of spinons in the model. Our basic hypothesis is that an "uncorrelated" RPA-like calculation for the TLM, analogous to that discussed in Ref. 20 for the SLM, should produce a spectrum similar to the LSW T result, but it will be modified by correlations [21]. In particular, repulsion from the two-spinon (particle-hole) continuum can lower the magnon energy, especially at wavevectors where this continuum has a minimum. These minima should occur at $(K_i - K_j) = 2$ corresponding to the creation of minimum-energy particle-hole excitations with particle and hole wavevectors $K_i = 2$ and $K_j = 2$, respectively, the locations of which are shown in Fig. 4 (the K_i are magnetic Bragg vectors). This equals (see Fig. 4) a 'roton' wavevector when K_i and K_j differ by a $2\pi/3$ rotation around the origin, and a wavevector at a spinon minimum if K_i and K_j differ by a $\pi/3$ rotation. Fig. 1 shows that at both types of wavevectors the excitation spectrum is strongly renormalized downwards with respect to the LSW T. At the former (latter) type of wavevector, the LSW T dispersion is flat (peaked), which upon renormalization leads to a dip (flat region) in the true spectrum. Thus we attribute these deviations to the existence of a two-spinon continuum.

For the SLM, the spectral weight of the magnon peak at $(\pi, 0)$ is considerably smaller than at $(\pi/2, \pi/2)$ (60% vs 85%) [7], and the magnon energy deviates much more from SW T at $(\pi, 0)$ than at $(\pi/2, \pi/2)$. This suggests quite generally that the relative weight of the magnon peak decreases with increasing deviation between the true magnon energy and the LSW T prediction. Therefore one might expect the contribution of the two-spinon continuum to be considerably larger for the TLM than for the SLM.

As for the spinons proposed for the SLM [15, 16, 17], the locations of the minima in the spinon dispersion reflect a d-wave character of the underlying RVB pairing correlations. A d-wave RVB state of this type, but without long-range order, was discussed for the TLM in Ref. 22. Its energy was however notably higher than that of the ordered ground state, and attempts to modify

this RVB state to incorporate long-range order were not successful. A mean-field RVB state for the TLM with bosonic spinons, whose dispersion has a minimum close to $K_i = 2$, was considered in Refs. 23, 24; again without long-range order. In light of our spinon hypothesis for the TLM it would clearly be of interest to revisit these problems.

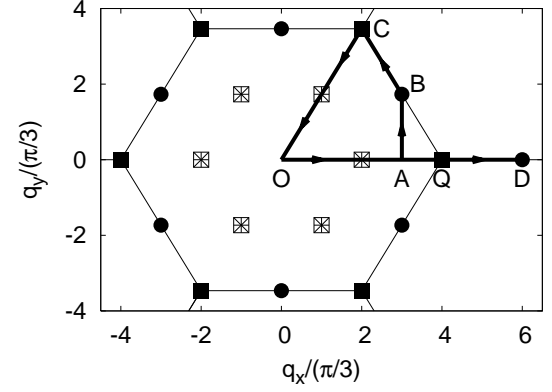


FIG. 4: Brillouin zone diagram for the TLM. Bragg vectors (filled squares), local roton minima (filled circles) and midpoints of flat dispersion regions (stars) for the spin-1 dispersion are shown, as well as the global minimum of the proposed $S = 1/2$ spinon dispersion (open squares). Note that the latter two sets of wavevectors coincide. The excitation spectra in Figs. 1 and 5 are plotted along the path ABCQAD.

Explanation of finite-temperature anomalies. The existence of 'roton' minima and their description in terms of pairs of spinons provide a possible explanation for the sharply different temperature dependent properties of the SLM and TLM. For the SLM the temperature dependence of the correlation length is consistent with a NLSM description in the renormalized classical (RC) regime over a considerable temperature range [25]. Even though the ground state moment and spin stiffness are comparable in the two models, for the TLM the correlation length was found to be orders of magnitude smaller at $T = J = 4$ with a spin stiffness decreasing with decreasing temperature (and longer length scales) [4], inconsistent with the NLSM description in the RC regime [26]. We suggest that these differences are due to the fact that (see Figs. 1 and 3) the spinon gap E_s (which is half the roton energy) is four times smaller for the TLM than for the SLM (0.28J versus 1.1J). Substantial thermal excitation of spinons for temperatures comparable to E_s will make a significant contribution to the entropy and reduce the spin stiffness. Following an argument by Ng [27], we expect that thermal excitation of spinons will cause a NLSM description to break down when $T \sim E_s$. The results of the high-temperature expansions for both models are consistent with this estimate [4].

$J_1 = J_2 = 3$ and $C_{S_2CUCI_4}$. The ratio $J_1 = J_2 = 3$, closer to the decoupled chains limit, is relevant for $C_{S_2CUCI_4}$,

which has an extremely rich excitation spectrum [1] with well-defined spin-waves at low energies below the Néel temperature T_N , and a continuum, strongly reminiscent of the two-spinon continuum in one-dimensional (1D) antiferromagnets, which persists well above T_N . Compared to LSWT the series dispersion (Fig. 5) is enhanced by

53% along the chains (close to the value for 1D chains) and reduced by 50% perpendicular to the chains. (In contrast, higher order SWT [28] gives only weak enhancement (13%) over LSWT along the chains.) Thus quantum fluctuations make the system appear much more 1D. Overall, the series dispersion agrees well with the experimental dispersion for Cs_2CuCl_4 , also shown in Fig. 5, whose enhancement and reduction factors (derived using a slightly different $J_1=J_2$ ratio; see caption) are 63% and 17%. The large difference between the theoretical and experimental reduction factors perpendicular to the chains may be due to the Dzyaloshinskii-Moriya interaction in Cs_2CuCl_4 (not included in the series calculations) which may make the system less 1D (it has the same path as J_2 and a coupling constant $0.15J_2$) [28].

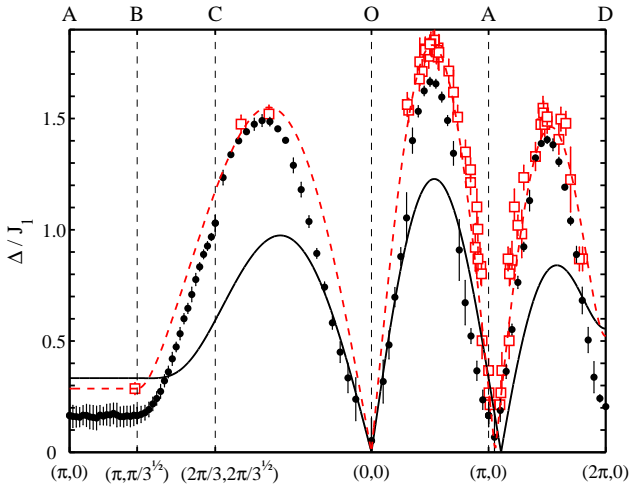


FIG. 5: Excitation spectrum for $J_1=J_2 = 3$ (solid points from series) along the path ABCOAD in Fig. 4, compared to experimental dispersion in Cs_2CuCl_4 (squares from Ref. 1, dashed line is experimental) where the exchange ratio is similar, $J_2=J_1 = 0.34(3)$ and $J_2 = 0.128(5)$ meV. Compared to LSWT for $J_1=J_2 = 3$ (full line) these spectra are enhanced along the J_1 bonds and decreased perpendicular to them.

Acknowledgements. We thank J.P. Barjaktarevic, F. Becca, S. Hayden, D. McMorrow, B. Powell, S. Sorella, and M. Veillette for helpful discussions. This work was supported by the Australian Research Council (WZ, JOF, and RHM), the US National Science Foundation, Grant No. DMR-0240918 (RRPS), and the United Kingdom Engineering and Physical Sciences Research Coun-

cil, Grant No. GR/R76714/01 (RC). We thank the Rudolf Peierls Centre for Theoretical Physics at Oxford University (JOF), UC Davis, ISIS, Rutherford Appleton Laboratory, and the Clarendon Laboratory at Oxford University (RHM) for hospitality. We are grateful for the computing resources provided by the Australian Partnership for Advanced Computing (APAC) National Facility and by the Australian Centre for Advanced Computing and Communications (AC3).

-
- [1] R. Coldea et al, Phys. Rev. B 68, 134424 (2003).
 - [2] Y. Shimizu et al, Phys. Rev. Lett. 91, 107001 (2003).
 - [3] P. W. Anderson, Mater. Res. Bull. 8, 153 (1973); P. Fazekas and P. W. Anderson, Philos. Mag. 30, 423 (1974); P. W. Anderson, Science 235, 1196 (1987).
 - [4] N. Elstner et al, Phys. Rev. Lett. 71, 1629 (1993); J. Appl. Phys. 75, 5943 (1994).
 - [5] R. R. P. Singh and M. P. Gelfand, Phys. Rev. B 52, R15695 (1995).
 - [6] O. F. Syljåsen and H. M. Rønnow, J. Phys. Condens. Matter 12, L405 (2000).
 - [7] A. W. Sandvik and R. R. P. Singh, Phys. Rev. Lett. 86, 528 (2001).
 - [8] W. Zheng et al, Phys. Rev. B 71, 184440 (2005).
 - [9] Z. Weihong et al, Phys. Rev. B 59, 14367 (1999).
 - [10] C. H. Chung et al, J. Phys.: Condens. Matter 13, 5159 (2001).
 - [11] M. P. Gelfand, Solid State Commun. 98, 11 (1996).
 - [12] W. Zheng et al, Phys. Rev. B 63, 144410 (2001).
 - [13] Z. Weihong and C. J. Hamer, Phys. Rev. B 47, 7961 (1993).
 - [14] J. Igarashi and T. Nagao, Phys. Rev. B 72, 014403 (2005).
 - [15] T. C. Hu, Phys. Rev. B 41, 11379 (1990).
 - [16] C. M. Ho et al, Phys. Rev. Lett. 86, 1626 (2001).
 - [17] I. A. Zvezdin and J. B. Marston, Phys. Rev. B 37, R3774 (1988).
 - [18] J. Merino et al, J. Phys.: Condens. Matter 11, 2965 (1999).
 - [19] B. Bemu et al, Phys. Rev. B 50, 10048 (1994); R. R. P. Singh and D. A. Huse, Phys. Rev. Lett. 68, 1766 (1992); D. J. J. Farnell et al, Phys. Rev. B 63, 220402(R) (2001); L. Capriotti et al, Phys. Rev. Lett. 82, 3899 (1999).
 - [20] J. R. Schrieffer et al, Phys. Rev. B 39, 11663 (1989).
 - [21] See also discussions of Eq. (2.44) and Fig. 2 in Ref. 15.
 - [22] T. K. Lee and S. Feng, Phys. Rev. B 41, 11110 (1990).
 - [23] D. Yoshioka and J. Miyazaki, J. Phys. Soc. Jpn. 60, 614 (1991).
 - [24] K. Lefmann and P. Hedegård, Phys. Rev. B 50, 1074 (1994).
 - [25] S. Chakravarty et al, Phys. Rev. B 39, 2344 (1989).
 - [26] P. A. Zia et al, Phys. Rev. Lett. 68, 1762 (1992); A. V. Chubukov et al, Phys. Rev. Lett. 72, 2089 (1994).
 - [27] T. K. Ng, Phys. Rev. Lett. 82, 3504 (1999).
 - [28] M. Y. Veillette et al, Phys. Rev. B 72, 134429 (2005).