

# On the Limits of Analogy Between Self-Avoidance and Topology-Driven Swelling of Polymer Loops

N.T. Moore, A.Y. Grosberg

Department of Physics, University of Minnesota, Minneapolis, MN 55455, USA

(dated: March 23, 2024)

The work addresses the analogy between trivial knotting and excluded volume in looped polymer chains of moderate length,  $N < N_0$ , where the effects of knotting are small. A simple expression for the swelling seen in trivially knotted loops is described and shown to agree with simulation data. Contrast between this expression and the well known expression for excluded volume polymers leads to a graphical mapping of excluded volume to trivial knots, which may be useful for understanding where the analogy between the two physical forms is valid. The work also includes description of a new method for the computational generation of polymer loops via conditional probability. Although computationally intensive, this method generates loops without statistical bias, and thus is preferable to other loop generation routines in the region  $N < N_0$ .

## I. INTRODUCTION: FORMULATION OF THE PROBLEM

The last few years have seen significant work addressing the effects of knotting on looped polymer chains. Of interest to mathematicians and physicists for good part of nineteenth and most of the twentieth centuries, knots were first seen by W. Thomson as a way to understand the nature of atoms [1], and more recently as the basis for string theory. On the biological front, knots have been observed in, [2, 3], and tied into, [4, 5], strands of DNA. Additionally, topoisomerases – proteins which act to alter the topological state of DNA – are quite common and play a significant role in cellular processes.

The requirements a knot in poses on a strand are hard to formulate in a simple way, as "interactions" between neighboring strands can require highly non-local changes in the coil's conformation to maintain topological state.

That said, the most obvious effect knotting has on a loop is in the size, commonly measured in terms of radius of gyration,  $R_g^2$ . For instance, the loop topologically equivalent to a circle, called a trivial or  $0_1$  knot in professional parlance, is on average larger than the loop of the same length with any other topology. In other words, a trivial loop is larger than the phantom loop, the latter representing topology-blind average over all loops of a certain length:  $R_{g, \text{triv}}^2 > R_{g, \text{phantom}}^2$ . This topology-driven swelling is operational even for very thin polymers, in the limit when volume exclusion has no effect on polymer coil size. In this case, the phantom loop's size (which is, once again, average over all topologies) scales as  $N^{1/2}$ , while the trivial loop is larger not merely because of a larger prefactor, but because of a larger scaling exponent, its size scales as  $N^\nu$ , where  $\nu > 1/2$ . The conjecture, formulated a long time ago [6], supported by further scaling arguments [7, 8], and consistent with recent simulation data [9, 10, 11], specifies that the scaling exponent describing topology-driven swelling of a trivial loop is exactly the same as the Flory exponent [12], which describes swelling driven by the self-avoidance (or excluded volume):  $\nu = 3/5$ .

Equality of scaling exponents for the two cases reflects the similarity of fractal properties for these systems at very large  $N \gg 1$ , because topological constraints result in self-avoidance of blobs on all length scales above a certain threshold [8]. As we understand much about self-avoidance [13], and next to nothing about knots, we would like to exploit the analogy to see if it yields any insights into knots. Specifically, it is tempting to look at the dependence of the unknotted loop size,  $R_{g, \text{triv}}^2$ , on the number of segments,  $N$ , not only in the asymptotic scaling regime of very large  $N$ , but also the corrections to scaling at not-so-large  $N$ . This is particularly important from a practical standpoint, because the asymptotic scaling limit is barely accessible computationally, and what one really computes is the value of  $R_{g, \text{triv}}^2$  at rather moderate  $N$ . Systematic comparison of  $N$ -dependencies of  $R_g^2$  for (trivial) knots and self-avoiding polymers over the wide range of  $N$  is the goal of this paper.

We show that although large  $N$  scaling appears to be identical for trivial knots and excluded volume polymers, their respective approach to the asymptotic regime is different. This points obviously to the limited character of the analogy between the two mechanisms of swelling, due to volume exclusion and due to topological constraints.

The plan of the paper is as follows. We start from a brief summary of the main results for self-avoiding polymers. Although these results are widely known, we restate them in the form most suitable for our purposes. Next, we present some heuristic analytical arguments to shed light on why trivial knots may behave differently than their excluded volume counterparts. With this insight in mind, we present our detailed computational data on the  $N$ -dependence of  $R_{g, \text{triv}}^2$  over the wide range of  $N$ . To obtain data with the necessary degree of accuracy, it is necessary to make sure that our method of generating loops is ergodic and unbiased. Although this aspect is of decisive importance, it is purely technical, and thus it is relegated to the Appendix. Up to about section IIC we mostly review the known results, starting from section IID, we present our new findings.

## II. PRELIMINARY CONSIDERATIONS

### A. Swelling driven by self-avoidance: an overview

To make our work self-contained we now offer a brief review of the results for the scaling of excluded volume polymers (see further details in [13, 14, 15]). We should emphasize from the beginning that the main properties of the excluded volume polymer are valid also for loops [16]. The simplest model for excluded volume is a system in which  $N$  beads, each of volume  $b$ , are placed along a loop with mean separation  $\ell$ . All other forms of excluded volume, e.g. freely jointed stiff rods, worm-like lamellents, etc., can be mapped to this simple rod-bead model (see e.g., [14]). There are two scaling regimes, with

crossover at the length

$$N \sim b^2 : \quad (1)$$

In terms of  $N$ , the mean squared gyration radius  $R_g^2$  can be written as  $R_g^2 = \ell^2 N^\alpha(z)$ , where the swelling factor depends on the single variable  $z = \ell^3 / N b^2$ . For classical polymer applications, the large  $z$  regime is most interesting.  $\alpha(z)$  has a branch point singularity in infinity, its large  $z$  asymptotics are dominated by the factor  $z^{2/3}$ ; however, if we write  $\alpha(z) = z^{2/3} \beta(z)$ , then  $\beta(z)$  is analytical in infinity and can be expanded in integer powers of  $1/z$ . Accordingly, the large  $N$  asymptotics of  $R_g^2$  follow:

$$R_g^2 \sim N^2 A^{1/2} \left( 1 + k_1 \frac{N^{-1/2}}{N} + k_2 \frac{N^{-1}}{N} + \dots \right) \quad (2)$$

Conversely, in the region  $N < N_0$ , the approximation for  $R_g^2$  is ordered by the fact that  $\alpha(z)$  is analytical at small  $z$  and can be expanded in integer powers of  $z$ :

$$R_g^2 \sim N \frac{A^0}{12} \left( 1 + k_1^0 \frac{N^{-1/2}}{N} + k_2^0 \frac{N^{-1}}{N} + \dots \right) \quad (3)$$

where prefactor  $A^0$  should be equal to unity (which explains why we did not absorb the factor of  $1/12$  into  $A^0$ ). Note that the latter result is an intermediate asymptotics, which means the corresponding region exists only so long as  $N^{-1/2}$  is large, which means excluded volume is sufficiently small.

### B. Swelling driven by topology: cross-over length

With this brief summary of results in mind we now set forward, intending to systematically compare the computational results for the behavior of trivial knots to the well-understood polymer with excluded volume.

To look at the analogy between self-avoiding polymers and trivial knots, it is useful to start, [8], by identifying the cross-over length for knots, an analog of  $N_0$  (1), which we call  $N_0$ . For knots, it is natural to identify the cross-over value of  $N$  with the so-called characteristic length of random knotting,  $N_0$ ; the latter quantity is known as the characteristic length of the exponential decay of probability,  $w_{\text{triv}}(N)$ , of formation of a trivial knot upon random closure of the polymer ends [17]:  $w_{\text{triv}} \sim \exp(-N/N_0)$ . Depending on the specifics of the model used, [11, 17, 18], the critical length varies subtly around  $N_0 \approx 300$ . It is also clear qualitatively [8] and seen computationally [11] that this  $N_0$  is about the length

at which topological effect on loop swelling crosses over from marginality at  $N < N_0$  to significance at  $N > N_0$ . In particular, it is at  $N > N_0$  that the trivial knot begins to swell noticeably beyond the size of the phantom polymer [11].

### C. Swelling driven by topology: above the cross-over

A number of groups reported observation of the power  $\alpha = 5/3$  in the scaling of trivial [9, 10, 11, 19] and other topologically simple [9, 10, 11] knots in the region  $N > N_0$ .

In the works [9, 10, 20], following the idea suggested in [22], the  $N$  dependence of  $R_{g, \text{triv}}^2$  was fitted to the formula similar to equation (2) for self-avoiding polymers. No attempt was made at physical interpretation of the best fit values of the three coefficients ( $A$ ,  $k_1$ ,  $k_2$ ) or the region of  $N$  where the fit was examined. In this sense, fitting with equation (2) was only used as an instrument to find the scaling exponent  $\alpha$ , which in these works was found to be strikingly consistent with the expected value of the self-avoidance exponent. A puzzling aspect of the situation is that, particularly in the work [10], the data was fit to equation (2) not only in the region  $N > N_0$ , but across the crossover, starting from about  $N_0 = 3$  to

about  $3N_0$  (see also [20]).

At present we are aware of no studies which provide a detailed comparison of excluded volume and trivial knotting at modest  $N < N_0$ . Seeking to further appraise the analogy between trivial knotting and excluded volume, in the present work we address the two systems in the region below their respective crossovers.

#### D. Swelling driven by topology: below the cross-over

Formula (3) is the result of perturbation theory [15], in which conformations with overlapping segments represent a small part of conformational space and their exclusion is considered a small correction to Gaussian statistics. It is tempting to try a similar approach for knots. The idea would be to note that at small  $N < N_0$ , the probability of a non-trivial knot is small, which implies that restricting the loop such that it remains a trivial knot excludes only a small sector of the conformation space which therefore, comprises a small correction to Gaussian statistics.

Let us try to imagine the realization of this idea. We want to find the swelling ratio of the trivial loop:

$$\alpha_1 = R_{g \text{ trivial}}^2 = R_{g \text{ phantom}}^2 : \quad (4)$$

We know that the (topology blind) ensemble average over all knots must, by definition, yield unity for the swelling ratio:

$$1 = P_{0_1} \alpha_1 + P_{3_1} \alpha_{3_1} + P_{4_1} \alpha_{4_1} + \dots ; \quad (5)$$

where  $P_i$  and  $\alpha_i$  are, respectively, the probability and swelling ratio of the knot  $i$ . Our plan is to consider formula (5) as the equation from which we can determine the quantity of interest,  $\alpha_1$ :

$$\alpha_1 = \frac{1 - P_{3_1} \alpha_{3_1} - P_{4_1} \alpha_{4_1} - \dots}{P_{0_1}} : \quad (6)$$

To this point our consideration is exact, but now we switch to hand waving arguments and guesses justified by the simulation data. In the range of small  $N$ , the ensemble of loops consists mostly of  $0_1$  knots, perturbed slightly by the presence of  $3_1$  and higher-order or more complex knots. We consider then  $N=N_0$  as a small parameter:  $N=N_0 \ll 1$ . Of course, in the case of excluded volume, the similar limit is better justified, because  $N$ , equation (1), can at least in principle, be arbitrarily large, leaving room for the intermediate asymptotics  $1/N \ll N$ . In the case of knots,  $N_0$  is as large as about 300, but so far we do not know why it is large, and it seems beyond our control to make it larger. Accordingly, we cannot speak of an intermediate asymptotics in a mathematically rigorous way [23]. Nevertheless, we assume here that the numerically large value of  $N_0$  allows us hope that the asymptotic argument is possible, and so we assume that

$N=N_0$  is a small parameter. We guess then that higher order knots provide only higher order perturbation corrections with respect to this parameter, and we neglect their contributions, simplifying the ensemble by accounting for only  $0_1$  and  $3_1$  knots. In this case,  $P_{0_1} + P_{3_1} \approx 1$ . This is justified by the data presented in Figure 1, which shows that higher knots are very rare indeed. Since we know that  $P_{0_1} \approx \exp(-N/N_0)$ , we can also find  $P_{3_1}$ . Given that we consider the  $N=N_0 \ll 1$  regime, we must also linearize the exponent, which yields:

$$\alpha_1 \approx \frac{1 - P_{3_1} \alpha_{3_1}}{P_{0_1}} \approx \frac{1 - \frac{1}{e^{N/N_0}} \alpha_{3_1}}{e^{-N/N_0}} \approx (1 - (N/N_0) \alpha_{3_1}) (1 + N/N_0) : \quad (7)$$

The next step requires thinking about  $\alpha_{3_1}$ . In principle, we can come up with a chain of equations, not unlike the BBGKY chain in the theory of fluids, expressing  $\alpha_{3_1}$  in terms of higher knots, etc. A more practical course is to note that for the lowest order in perturbation, with respect to the supposedly small parameter  $N=N_0$ , since  $\alpha_{3_1}$  has already the small  $(N/N_0)$  coefficient in front of it, it is enough to replace  $\alpha_{3_1}$  with a constant at  $N=N_0 \ll 1$ . Thus, to the lowest order in  $N=N_0 \ll 1$  we get  $(N/N_0) \alpha_{3_1} \approx (N/N_0) c$ , where  $c$  is a constant. We therefore finally obtain

$$\alpha_1 \approx 1 + (N/N_0) (1 - c) ; \quad (8)$$

or

$$R_{g \text{ trivial}}^2 \approx \frac{1}{12} N^2 \left( 1 + \frac{N}{N_0} (1 - c) \right) : \quad (9)$$

The difference between equations (3) and (9) is immediately obvious: the former is an expansion in powers of  $N$ , the latter starts from the first power of  $N$ . The  $N$  term does not occur in our expansion for knots. Note that the values of the  $k_i^0$  coefficients in equation (3) are known [15], and this prevents the easy (and incorrect) explanation that  $k_1^0 = 0$ . As regards the value of coefficient  $c$ , we do not have at present an analytical means to calculate it, we will later estimate it based on the simulation data. Thus, despite identical scaling index at large  $N$ , trivially knotted and excluded volume polymers exhibit a very different mathematical structure of  $N$ -dependence in their respective gyration radii in the region of small  $N$ .

It is possible that another manifestation of the same difference is the fact that data in the work [10] were successfully fitted to the equation (2) across the crossover region, where this formula for the self-avoiding polymers is not supposed to work.

Thus, our considerations suggest that there is some fundamental difference between topology and self-avoidance in terms of their respective effects on the swelling at moderate  $N$ . In what follows, we present computational tests supporting and further developing this conclusion.

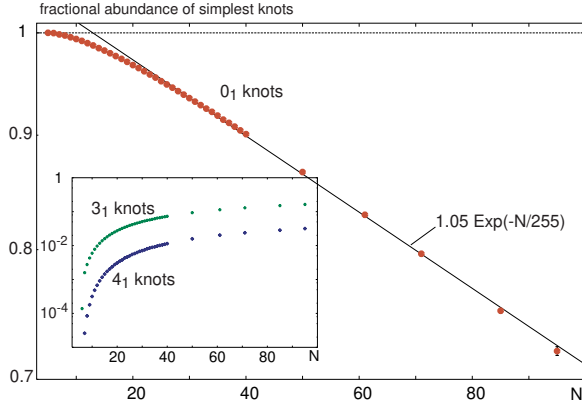


FIG. 1: Fractional abundance of  $0_1$ ,  $3_1$ , and  $4_1$  knots within the ensemble of all looped polymer chains of fixed step length. The  $0_1$  abundance follows the well known, [3, 17, 18], exponential decay,  $A \exp(-N/N_0)$  with decay length  $N_0 = 255$  and prefactor  $A = 1.05$ . Pertinent to the notion of higher-order knots acting as a perturbation is that the abundance of  $3_1$  and  $4_1$  knots, seen in the inset, is quite low in the  $N \ll N_0$  region.

### III. MODEL AND SIMULATION METHODS

We model polymer loops as a set of  $N + 1$  vertices,  $\mathbf{x}_i$ , embedded in 3D, where  $\mathbf{x}_0 = \mathbf{x}_N$  implies loop closure. The step between successive vertices,  $\mathbf{y}_i = \mathbf{x}_{i+1} - \mathbf{x}_i$  is constructed either from steps of fixed length, with probability density

$$P(\mathbf{y}_i) = \frac{1}{4\pi\ell^3} \delta(\|\mathbf{y}_i\| - \ell); \quad (10)$$

or Gaussian distributed, with probability density

$$P(\mathbf{y}_i) = \frac{3}{2\pi\ell^2} \exp\left(-\frac{3\|\mathbf{y}_i\|^2}{2\ell^2}\right); \quad (11)$$

Note that  $\ell$ , the "average" step length, is defined,  $\ell^2 = \int P(\mathbf{y}) \mathbf{y}^2 d^3\mathbf{y}$ . Many methods have been used to generate loops in computer simulation over the past decade. A brief review of the methods is available in Appendix A, the details of the method implemented in this work are presented in Appendix B.

Once generated, we assess the loop's size by calculating its radius of gyration

$$R_g^2 = \frac{1}{2N} \sum_{i \neq j} \|\mathbf{x}_i - \mathbf{x}_j\|^2; \quad (12)$$

The mean square average radius of gyration seen over all loops is,  $R_g^2 = \frac{1}{12}(N+1)\ell^2$ , where  $\ell = 1$  for fixed step length loops and  $\ell^2 = 1/N$  for loops of gaussian distributed step length. Noting that the excluded volume constraint is maintained by the condition that pair distances be larger than excluded volume bead diameter,  $r_{ij} = \|\mathbf{x}_i - \mathbf{x}_j\| \geq d$ , we record the minimum  $r_{ij}$  for

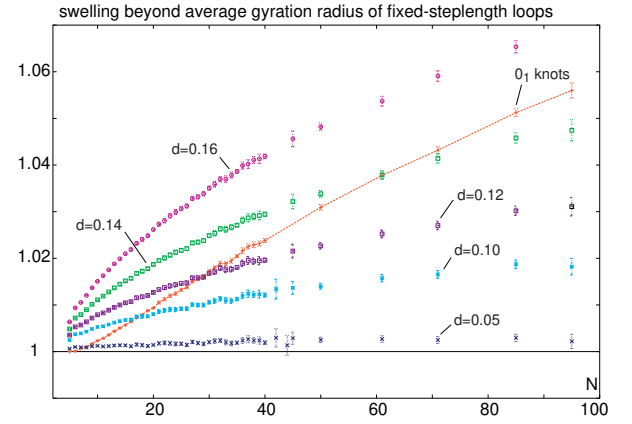


FIG. 2: Direct comparison of excluded volume and trivial knot swelling,  $0_1$ , beyond the phantom average size for loops of fixed step length. Excluded volume is formulated in terms of  $N$  beads of diameter  $d$ , each centered at an universal joint between loop segments. Exclusion is maintained by prohibiting bead overlap,  $\|\mathbf{x}_i - \mathbf{x}_j\| \geq d$  for all  $i \neq j$ . As discussed in Section IID, and in contrast to the region above their respective crossovers, in the small  $N < N_0$  regime, trivial knots follow a functional form different from that of excluded volume loops.

each coil, which enables us to ascertain what maximum diameter of excluded volume,  $d$ , the loop corresponds to, [24]. Finally, we calculate the topological state of the loop by computing the Alexander determinant, (1), and Vassiliev knot invariants of degree 2 and 3,  $v_2$  and  $v_3$ , the implementation of which is described in [25]. As the simulation progresses, averages are accumulated in a matrix, indexed over different knot types and minimum pair distances. In the end, we can collect the data to find the gyration radius for either a particular knot type irrespective of pair distances (i.e., without volume exclusion), or for a particular excluded volume value irrespective of topology.

### IV. RESULTS

#### A. On the functional form of $N$ -dependence of the gyration radius in the moderate $N$ regime

Figure 2 provides direct comparison of the computationally determined mean square gyration radius for trivial knots and phantom loops with excluded volume (averaged over all topologies), in the latter case – for various values of the bead diameter. Note that in the figure, the gyration radius is expressed with the swelling ratio, as defined in equation (6). The most striking feature of this figure is the differently shaped curves of swelling. The region of intermediate  $N$  visible in the figure,  $1 < N < N_0$ , shows the plot of trivial knot swelling passing through all excluded volume curves. As seen, the very shape of the  $0_1$  curve is different. Specifically, all curves for the excluded volume loops are bent downwards, consistent

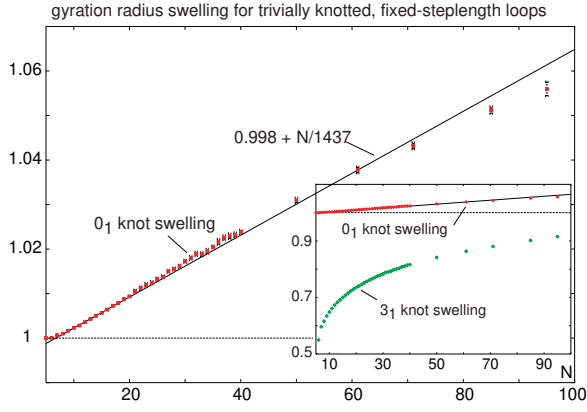


FIG. 3: Average gyration radius data for trivially knotted loops of fixed step length. Loops were generated with the conditional probability method described in the appendix. Swelling of the gyration radius is seen to be linear in the small  $N$  regime and can be understood initially as the result of a perturbation.

with the presence of the  $N^2$  terms in equation (3). In contrast, the curve for the topologically restricted trivial loop is very nicely linear. A fit of the form

$$r_g = 0.998 + N/1437 \quad (1 + 0.18N/N_0); \quad (13)$$

consistent our estimate, equation (9), where  $N_0 = 255$ , is shown in Figure 3. Note that deviation from the linear form occurs as  $N$  increases. This is entirely expected as the crossover to asymptotic swelling of the gyration radius,  $N^2 \approx N^{0.19}$ , must occur as  $N$  grows beyond  $N_0$ .

B. Which excluded volume diameter matches most closely the topological swelling of trivial knots?

The cross-over points between curves of trivially knotted loops and loops with excluded volume in Figure 2 inspired the idea of plotting the excluded volume diameter at each  $N$  whose swelling matches the swelling of a trivial knot at the same  $N$ . As seen in Figure 4 this mapping parameter seems to approach an asymptote at the specific diameter of  $d = 0.1625$ . While at present it is not computationally feasible to extend the scale of  $N$  to significantly larger values, this asymptotic approach of trivial knot swelling to loops with excluded volume is consistent with the similar asymptotic swelling of  $N^2$  seen in other work [9, 10, 11].

At the same time, it is interesting to note that although the swelling parameter due to the excluded volume at  $d = 0.16$  seems to fit the topologically driven swelling, the corresponding characteristic length  $N$  (see (1)) is significantly larger than  $N_0$ . To see this, we note that the excluded volume data in Figure 2 fit reasonably well to the expression  $1 + 1.71 N (d=)^3 = 1 + N/N$ , where, therefore,  $N = 0.34 (d=)^6$ . Here, we determined,

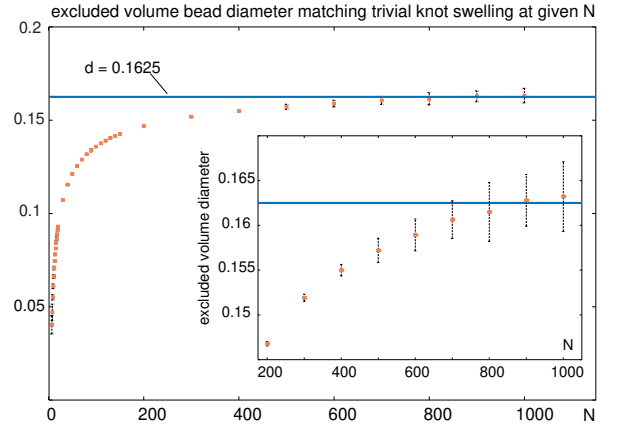


FIG. 4: The excluded volume bead diameter which gives the same  $hr_g^2$  swelling as the group of trivially knotted loops. Unlike other figures in the publication, loops here are generated conditionally with gaussian distributed step length. This is done for feasibility reasons, as computationally, gaussian-distributed steps are easier to generate than loops of fixed step length. As seen in the image, the excluded volume diameter seems to saturate at about  $d = 0.1625$ . This saturation is consistent with the notion of the trivial knot gyration radius average approaching the  $N^2$  asymptotic when  $N \approx N_0$ . Although not tested, we expect that fixed step length loops would exhibit similar saturation at a specific excluded volume diameter.

based on the fit, the numerical coefficient intentionally left undetermined in formula (1). At  $d = 0.16$ , we get, therefore,  $N \approx 20000$ , which is almost two orders of magnitude greater than  $N_0 = 255$ . Alternatively this situation can be seen by finding the excluded volume diameter for which crossover length  $N$  matches  $N_0$ :  $N = N_0$ ; the corresponding  $d$  equals  $d = 0.33$ . It is fairly obvious that this value of excluded volume does not agree well with the data presented in Figure 4. This discrepancy possibly points at yet another difference between swelling driven by topology and excluded volume.

## V. CONCLUSIONS

It seems quite clear from our simulation data that the analogy between excluded volume and trivial knotting does not hold at loop sizes smaller than the crossover for knots,  $N_0$ . The nature of the swelling function,  $\langle N \rangle$ , in this region is yet unknown. Although our cursory explanation accounts for the trivial knot data's linear trend in this regime, the similar parameter for the size of more complex knots behaves non-linearly, and we currently have no explanation for this. A more systematic treatment of the problem is badly needed to understand the size behavior of knots.

That said, our data showing the mapping of excluded volume diameter to trivial knot size seems to reinforce the notion that asymptotically, the two classes of objects

scale with the same power.

We express thanks to R. Lua of the University of Minnesota for the use of his KNOT Analysis routines. We also wish to thank the Minnesota Supercomputing Institute for the use of their facilities. This work was supported in part by the MRSEC Program of the National Science Foundation under Award Number DMR-0212302.

#### APPENDIX A: A BRIEF REVIEW OF LOOP GENERATION METHODS

A number of methods exist and have been used in the literature for the computational generation of looped polymers. The goal of generation methods is to produce statistically representative and unbiased sets of mutually uncorrelated loops. The generation of a random walk is a simple matter. Steps are chosen with isotropic probability until the desired length is reached. Creating random walks with biased probability, specifically, walks which return to the origin after a specified number of steps, is a more difficult task. As many studies of the topological properties of polymer chains have been completed, we do not intend to make an exhaustive summary of all work, but rather in broad strokes summarize the generation methods used in the field.

All methods used to generate loops can be grouped into two large categories. Methods of one group start from some loop configuration which does not pretend to be random, and then transform it in some way to randomize the set of steps making the loop. Methods of the other group build more or less random loops from the very beginning.

One of the initial techniques used for the generation of loops is the dimerization method of Chen, [26, 27], in which smaller sets of walks are joined end to end to form larger walks or loops. This "Ring Dimerization" accepts the joining of smaller walks with some probability, as self-intersections between the chains are prohibited. In addition, if the generated walk is closed to form a loop, a statistical weight is calculated to account for loop closure. Several groups have used this method, [17, 21], usually in the context of including excluded volume in the topological study.

Other workers, [9, 19], start with an initial loop configuration and then modify it by applying a number of "elbow" pivot moves on randomly selected sections of the loop. Specifically, if the loop is defined by  $N$  vertices,  $\mathbf{x}_i$ , a pivot move is performed by selecting two vertices,  $\mathbf{x}_j$  and  $\mathbf{x}_k$ , and then rotating by a random angle the intermediate vertices  $\mathbf{x}_{j+1}$  through  $\mathbf{x}_{k-1}$  about the axis made by  $\mathbf{x}_k - \mathbf{x}_j$ .

A third method in common use, the so-called "hedgehog" method [10, 28], starts by generating  $N/2$  pairs of mutually opposite bond vectors. The resulting set of  $N$  vectors has zero sum, and it is tempting to reshuffle them and then use as bond vectors, thus surely obtaining a

closed loop. Unfortunately, such a loop has obviously correlated segments, the most striking manifestation of which is that the loop has self-intersections with a large probability of order unity (in fact,  $1 - e^{-0.37}$ , [29]; see also a related scaling argument in [11]). To overcome this, Dykhne [28] suggested imagining all  $N$  vectors plotted from the origin and thus forming something like a hedgehog, and then randomly choosing pairs of vectors (hedgehog needles), and rotating the pair by a random angle about their vector sum. This operation does not change the sum of all  $N$  vectors, which remains zero, and therefore, upon sufficiently many such operations and upon reshuffling all vectors, one can hope to obtain a well randomized loop.

The hedgehog method and elbow moves method are in fact quite similar. Indeed, in both cases the idea is to rotate some bond vectors around their vector sum; in the hedgehog method it is done with pairs of vectors before reshuffling, in the elbow moves method it is done after reshuffling with a set of subsequent bonds, but the idea is the same. In both cases, the evolution of loop shape can be described by Rouse dynamics, known in polymer physics (see, e.g., [14]). This allows us to make a simple estimate as to how many moves are necessary in order to wash away correlations imposed by the initial loop configuration. Rouse dynamics can be understood as diffusive motion of Fourier modes. Since the longest wave Fourier mode has wavelength which scales as  $N$ , the longest relaxation time in Rouse dynamics scales as  $N^2$ . This estimate is valid for physical dynamics in which all segments move at the same time. Translated into computational language, this implies that every monomer has to make about  $N^2$  moves, which means that we have to make about  $N^3$  random moves for proper removal of correlations. Unfortunately this point is rarely mentioned in the use of these algorithms, (see however, [19]), and the number of moves between sampling is generally quite small, which puts into question the ergodicity of implementations of this algorithm.

To overcome this problem, we proposed in [11] another method which we call the method of triangles, which does not involve any relaxation. In this method, we generate  $N/3$  randomly oriented triplets of vectors with zero sum, reshuffle them, and connect them head-to-tail, thus obtaining a loop. As we shall explain in another publication, this method produces loops with insignificant correlations when  $N$  is larger than a hundred or so.

Since our main attention in this article is the range of relatively small  $N$ , we have to resort to a computationally more intensive, but reliably unbiased method based on conditional probabilities. The idea is to generate step number  $i$  in the loop of  $N$  steps using the conditional probability that the given step arrives to a certain point provided that after  $N - i$  more steps the walk will arrive at the origin. This method was suggested and implemented for Gaussian chains in [30]. Here, we apply it for the loops with fixed step length.

# APPENDIX B: GENERATION OF LOOPS WITH FIXED STEPLENGTH USING THE CONDITIONAL PROBABILITY METHOD

## 1. Derivation of the Conditional Probability Method

A walk is composed of  $N$  steps between  $N + 1$  nodes, a step from nodes  $x_1$  to  $x_{i+1}$  having normalized probability,  $g(x_i; x_{i+1}; 1)$ . The probability for a random walk composed of  $N$  such steps is described by the Green function which ties the steps together,

$$G(x_0; x_N; N) = \int_{x_1}^Z g(x_1; x_0) g(x_2; x_1) \dots g(x_N; x_{N-1}) dx_1 dx_2 \dots dx_{N-1} \quad (B1)$$

Note that in this notation the walk stretches from  $x_0$  to  $x_N$ . The specifics of integration depend on the sort of steps which are being taken. At times, these integrations can be difficult to evaluate. In such cases the convolution theorem can be of some utility. Suppose that the Fourier transform and inverse is defined in the usual way,

$$\begin{aligned} g_k &= \int_{-R}^R g(x) \exp(ikx) dx \\ g(x) &= \int_{-R}^R g_k \exp(-ikx) dk \end{aligned} \quad (B2)$$

Note that in this formulation  $\int_{-R}^R = (2\pi)^{-3/2}$ . The convolution theorem allows for the following expression for  $N \geq 2$ ,

$$G(x_0; x_N; N) = (2\pi)^{-N/2} \int_{-R}^R (g_k)^N \exp(ik(x_N - x_0)) dk \quad (B3)$$

If step length is fixed to a certain distance,  $\ell$ , the probability distribution and its Fourier transform are expressed,

$$\begin{aligned} g(x_0; x_1; 1)_{\text{fixed}} &= \frac{(\delta(x_1 - x_0 - \ell))}{4\ell^2} \\ g_k &= \frac{\sin(k\ell)}{k\ell}; \end{aligned} \quad (B4)$$

Using equations (B3) and (B4), along with differential volume  $dk = 2\pi k^2 dk \cos \theta$ , the probability distribution for a walk of  $N$  fixed-length steps spanning the displacement  $x_N - x_0$  is,

$$G(x_0; x_N; N)_{\text{fixed}} = \frac{1}{2\pi} \int_0^{2\pi} \frac{\sin[k\ell]}{k\ell} \frac{\sin[k(x_N - x_0)]}{k(x_N - x_0)} k^2 dk \quad (B5)$$

If we use the definition of  $\ell$  and express Sine terms as exponentials, also using  $d = x_N - x_0 = \ell$  then,

$$G(x_0; x_N; N)_{\text{fixed}} = \frac{1}{2\pi} \int_0^{2\pi} \frac{(\exp[ik\ell] - \exp[-ik\ell])^N (\exp[ik d] - \exp[-ik d])}{(2ik\ell)^{N+1} d} k^2 dk \quad (B6)$$

Then using the Newton binomial  $(x + y)^N = \sum_{m=0}^N \binom{N}{m} x^m y^{N-m}$ , where,  $\binom{N}{m} = \frac{N!}{(n-m)!m!}$ ; yields a shiny prize, an analytically tractable expression:

$$G(x_0; x_N; N)_{\text{fixed}} = \frac{1}{2} \frac{1}{2^{N+2} \ell^{N+1} d^{N+1}} \int_0^{2\pi} \sum_{m=0}^N \frac{(-1)^m \exp[i(N-2m)d]}{\binom{N}{m} m!} \frac{\exp[i(N-2m)\ell]}{k^{N-1}} dk \quad (B7)$$

At this point two further simplifications are made. The first is to extend the integration from  $-1$  to  $1$ , as the integrand is even on the real axis (with proper incorporation of the factor of  $1/2$ ). The second simplification is to integrate over the dimensionless number,  $u = k\ell$ . Note that the dimension of the integral remains  $1 = \text{volume}$ .

$$G(x_0; x_N; N)_{\text{fixed}} = \frac{1}{2} \frac{N!}{2^{N+3} \ell^{N+1} d^{N+1}} \int_{-1}^1 \sum_{m=0}^N \frac{(-1)^m \exp[i(N-2m)d]}{\binom{N}{m} m!} \frac{\exp[i(N-2m)\ell]}{u^{N-1}} du \quad (B8)$$

The integral which remains can be evaluated as a contour integral in the complex plane. The contour along the real axis is chosen with a small bump in the  $+i$  direction at  $u = 0$ . The upper or lower arch is chosen according to Jordan's

Lemma. The residue at  $\epsilon = 0$  is obtained by Taylor expanding the exponent to resolve the coefficient corresponding to the  $\epsilon^{-1}$  term, which is the definition of a residue. The result follows,

$$\sum_{i=1}^{N-1} \frac{\exp[i\epsilon]}{N-1} d = \begin{cases} 0 & \text{if } \epsilon > 0 \\ \frac{1}{2} \frac{1}{(N-2)!} (i)^{N-2} & \text{if } \epsilon < 0 \end{cases} \quad (\text{B } 9)$$

Integration winnows the sum considerably, the final result is,

$$G(\mathbf{x}_0; \mathbf{x}_N; N)_{\text{fixed}} = \frac{N(N-1)}{2^{N+2} \Gamma^3 d} (J_1(N; d) - J_2(N; d)) ; \quad (\text{B } 10)$$

where

$$J_1(N; d) = \sum_{m > (N+d)=2}^N \frac{(1)^m}{(N-m)m!} (N-2m+d)^{N-2} ; \quad (\text{B } 11)$$

and

$$J_2(N; d) = \sum_{m > (N-d)=2}^N \frac{(1)^m}{(N-m)m!} (N-2m-d)^{N-2} ; \quad (\text{B } 12)$$

A table of probabilities can then be composed. Note however that the probability is defined on intervals over  $d$ , listed in the right column below.

$$\begin{aligned} G(\mathbf{x}_0; 0; 3)_{\text{fixed}} &= \frac{1}{8 \Gamma^3 d} d^2 [0; 2] \\ G(\mathbf{x}_0; 0; 3)_{\text{fixed}} &= \begin{cases} (1) = (8 \Gamma^3) & d^2 [0; 1] \\ (3-d) = (16 \Gamma^3) & d^2 [1; 3] \end{cases} \\ G(\mathbf{x}_0; 0; 4)_{\text{fixed}} &= \begin{cases} (8-3d) = (64 \Gamma^3) & d^2 [0; 2] \\ (d-4)^2 = (64 \Gamma^3 d) & d^2 [2; 4] \end{cases} \\ G(\mathbf{x}_0; 0; 5)_{\text{fixed}} &= \begin{cases} 8 & \\ < & (5-d^2) = (64 \Gamma^3) & d^2 [0; 1] \\ : & (2d^3 - 15d^2 + 30d - 5) = (192 \Gamma^3 d) & d^2 [1; 3] \\ & (d-5)^3 = (384 \Gamma^3 d) & d^2 [3; 5] \end{cases} \\ G(\mathbf{x}_0; 0; 6)_{\text{fixed}} &= \begin{cases} 8 & \\ < & (5d^3 - 24d^2 + 96) = (1536 \Gamma^3) & d^2 [0; 2] \\ : & (5d^4 - 72d^3 - 360d^2 + 672d - 240) = (3072 \Gamma^3 d) & d^2 [2; 4] \\ & (d-6)^4 = (3072 \Gamma^3 d) & d^2 [4; 6] \end{cases} \end{aligned} \quad (\text{B } 13)$$

These piecewise-defined probability distributions approach the shape of the corresponding quantity for gaussian distributed step length,

$$G(\mathbf{x}_0; \mathbf{x}_N; N)_{\text{gaussian}} = \frac{3}{2 \sqrt{N}} \exp \left( -\frac{3}{2N} (\mathbf{x}_N - \mathbf{x}_0)^2 \right) ; \quad (\text{B } 14)$$

Due to the complexity and computational expense of the conditional method, and noting the apparent similarity of the two curves, one might be tempted to substitute the Gaussian formulation, equation (B 14), when  $N$  is above some threshold,  $N > N_c$ . Our own experience with this approximation leads us to discourage the intermingling of the two distributions. When included, at even the large  $N_c = 30$ , a sharp discontinuity in the curve of  $\rho_1$  vs  $N$  (Figure (3)) was visible at  $N_c$ . We hypothesize that substitution of the Gaussian formulation, equation (B 14), for the fixed-step formulation, equation (B 10), allows for slightly more inflated loop conformations and thus leads to a discontinuity when the approximation is used in the simulation code at  $N > N_c$ .

## 2. Implementation of Conditional Probability Method

ready derived equations. Imagine that a walk of  $N + M$  steps is underway and  $M$  steps have already been taken.

Generation of a random walk which is looped, i.e.  $\mathbf{x}_N = \mathbf{x}_0$ ; can be achieved with the use of the al-



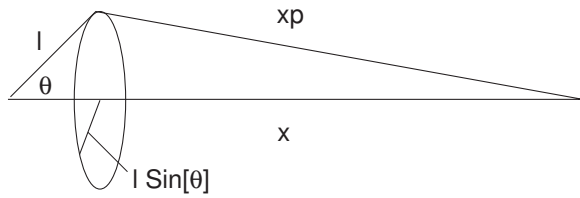


FIG. 5: This geometry is used in the implementation of the conditional probability loop generation method.

This means that a walk of  $N$  steps remains, which starts at the present location,  $\mathbf{x}_0$ , and finishes at the starting point,  $\mathbf{x}_N$ . The probability distribution for the next step, from  $\mathbf{x}_0$  to  $\mathbf{x}_1$ , can then be written,

$$P(\mathbf{x}_0; \mathbf{x}_1) = \frac{G(\mathbf{x}_0; \mathbf{x}_1; 1) G(\mathbf{x}_1; \mathbf{x}_N; N-1)}{G(\mathbf{x}_0; \mathbf{x}_N; N)} \quad (\text{B15})$$

In principle one could generate new steps with probability isotropic in direction, accepting them with conditional probability defined by equations (B15) and (B10) or (B14). In the interest of efficiency, a better method is to generate random steps within these probability distributions. Now discussed is the way to transform a flat random distribution (that produced by the UNIX math function `drand48()` for example) into the distribution above. If the flatly distributed variable is  $q$ , ie  $P(q) = 1$  on  $[0;1]$ , 0 elsewhere, the following equation, with  $\alpha = \mathbf{x}_N - \mathbf{x}_1$ , defines the transform to the conditional distribution above,  $G(\mathbf{x})$ ,

$$\int_0^1 P(q^0) d(q^0) = \int_0^1 f(q) \frac{G(\mathbf{x}_0; \mathbf{x}_1; 1) G(\alpha; 0; N-1)}{G(\mathbf{x}_0; \mathbf{x}_N; N)} d(\alpha); \quad (\text{B16})$$

In this statement of normalization, the function of importance is  $f(q)$ , which defines the way the two probability distributions are made equal.

In principle the problem is now solved. A complete set of probability distributions for walks of fixed or gaussian step length has been defined, and the formula which maps that distribution to a flat, machine-generated distribution has also been expressed. If the form of equation (B16) is simple enough, meaning relatively small  $N$ , the integral equation can be solved directly for  $f(q)$ . In practice however,  $N > 5$  is an interesting regime and a different technique must be used to obtain  $f(q)$ .

For the case of finishing a random walk of fixed length steps,  $\ell$ , which is  $x$  away from the ending point, and has  $N$  steps allotted to get to that point, we use the geometry shown in figure (5). In this diagram  $\mathbf{x}_p$  is the new distance away from the endpoint after the present step is

taken. Thus the expression above becomes,

$$\int_0^1 P(q^0) dq^0 = \int_0^1 f(q) \frac{G(\ell; 1) G(\mathbf{x}_p; N-1)}{G(\mathbf{x}; N)} d(\mathbf{x}_p); \quad (\text{B17})$$

where, for convenience, the following syntax is used,  $G(\ell; 0; N) = G(\ell; N)$ .

Of course the single step  $G(\ell; 1)$  is a delta-function,  $\delta(\ell - \ell') = 4\pi\ell^2$ , so the integration over  $d(\mathbf{x}_p)$  occurs over most or all of the spherical shell created by the possible orientations of  $\ell$ . Integration over the shell (about the axis made by  $\mathbf{x}$ ) is performed in "rings," each ring having circumference  $2\pi\ell\sin[\theta]$ , and width,  $d(\theta)$ , with resulting differential area,  $dA = 2\pi\ell^2\sin[\theta]d(\theta)$ . This is integrated over the range,  $[0; \pi]$ .

It should be apparent that,  $x_p^2 = x^2 + \ell^2 + 2x\ell\cos[\theta]$ . This yields the differential transform,  $\sin[\theta]d(\theta) = (x_p - x)\ell d(x_p)$ . This simplification allows the integration of equation (B17) in the following way,

$$\int_0^1 P(q^0) dq^0 = \frac{1}{2\ell x G(\mathbf{x}; N)} \int_{\min}^{\max} G(\mathbf{x}_p; N-1) x_p d(x_p); \quad (\text{B18})$$

This expression is normalized to 1 if integrated over appropriate  $x_p$  bounds. In most cases, those bounds are  $[x - \ell; x + \ell]$ , although the physical limit on the upper bound,  $x_p = (N-1)\ell$  is necessary to keep the walk from straying too far from the origin. Additionally, if the walk is very close to the origin,  $x < \ell$ , the integration bounds,  $[x - \ell; x + \ell]$ , are used.

As Equation (B12) for fixed step length probability is defined as a polynomial, integration of that polynomial, described by Equation (B18), can be performed exactly within simulation computer code, and the resulting equation for  $f(q)$  solved numerically. In practice we use the GNU Multiple Precision library to represent the polynomial coefficients and values as rational numbers. From a computational standpoint this is significantly more expensive than representing coefficients as double floating point, but using rationals allows us to represent all outputs of the polynomial with great accuracy, the goal of this simulation method. At a relatively small number of steps the coefficients become quite small, for example at  $N = 15$ , in the region  $x \in [13; 15]$ , equation (B12) reads,  $\frac{(d-15)^3}{40809403514880(\sqrt{3}d)}$ . We feel the need in this routine to retain accuracy when performing operations such as  $P \times Q$ , where  $P \approx 1$  and  $Q \approx 1$  but  $(P \times Q) \approx P/Q$ . In order to retain the accuracy of the conditional formulation it was imperative to perform this rational number algebra. For the interested reader we provide a table of these polynomial coefficients as supplementary materials.

[1] Lord Kelvin, Transactions of the Royal Society of Edinburgh 25, 217 (1868).

[2] F. Dean, A. Stasiak, T. Koller, N. Cozzarelli, J. Biol. Chem. 260, 4975 (1985).

- [3] V. Rybenkov, N. Cozzarelli, A. Vologodskii, *Proc. Natl. Acad. Sci. USA* 90, 5307 (1993).
- [4] Y. Arai, R. Yasuda, K. Akashi, Y. Harada, H. Miyata, K. Kinosita, H. Itoh, *Nature* 399, 446 (1999).
- [5] X. Bao, H. Lee, S. Quake, *Phys. Rev. Lett.* 91, 265506 (2003).
- [6] J. des Cloizeaux, *J. Phys. Lett.* 42, L433, (1981).
- [7] S. Quake, *Phys. Rev. Lett.* 73, 3317 (1994).
- [8] A. Grosberg, *Phys. Rev. Lett.* 85, 3858 (2000).
- [9] H. Matsuda, A. Yao, H. Takahara, T. Deguchi, K. Furuta, T. Inami, *Phys. Rev. E* 68, 011102 (2003).
- [10] A. Dobay, J. Dubochet, K. M. Illett, P. Sottas, A. Stasiak, *Proc. Natl. Acad. Sci. USA* 100, 5611 (2003).
- [11] N. T. Moore, R. Lua, A. Grosberg, *Proc. Natl. Acad. Sci. (USA)* 101, 13431 (2004).
- [12] Paul J. Flory, *J. Chem. Phys.* 17, 303 (1949).
- [13] N. Madras, G. Slade *Self-Avoiding Walk* (Birkhäuser, Boston, 1999).
- [14] A. Y. Grosberg, A. R. Khokhlov *Statistical Physics of Macromolecules* (AIP Press, NY, 1994) p. 91.
- [15] Hiromi Yamakawa *Modern theory of Polymer Solutions* (Harper and Row, 1971).
- [16] E. F. Casassa, *J. Polymer Sci. A* 3, 605 (1965).
- [17] K. Koniaris, M. Muthukumar, *Phys. Rev. Lett.* 66, 2211 (1991).
- [18] T. Deguchi, K. Tsurusaki, *Phys. Rev. E* 55, 6245 (1997).
- [19] J. M. Deutsch, *Phys. Rev. E* 59, 2539 (1999).
- [20] K. M. Illett, A. Dobay, A. Stasiak, *Macromolecules* 38, 601 (2005).
- [21] M. Shimamura, T. Deguchi, *Phys. Rev. E* 65, 051802 (2002).
- [22] E. Orlandini, M. Tesi, E. J. van Rensburg, S. Whittington, *J. Phys. A* 31, 5953 (1998).
- [23] G. Barenblatt, *Scaling, Self-Similarity and Intermediate Asymptotics* (Cambridge University Press, Cambridge 1996).
- [24] Use of this computational trick means that ensembles for similar excluded volume diameters suffer from significant correlation. Nevertheless, given the qualitative nature of our investigation of excluded volume we feel this is not a dangerous correlation to include.
- [25] R. Lua, A. Borovinskiy, A. Grosberg, *Polymer* 45, 717 (2004).
- [26] Y. Chen, *J. Chem. Phys.* 74, 2034 (1981).
- [27] Y. Chen, *J. Chem. Phys.* 75, 5160 (1981).
- [28] K. Klenin, A. Vologodskii, V. Anshelevich, A. Dykhne, M. Frank-Kamenetskii, *J. Biol. Struct. Dyn.* 5, 1173 (1988).
- [29] Flajolet, P., Noy, M. in *Formal Power Series and Algebraic Combinatorics*, eds. A. V. Mikhalev, D. Korob, A. A. Mikhalev, (Springer, 2000), pp. 191-201.
- [30] A. V. Vologodskii, M. D. Frank-Kamenetskii, *Sov. Phys. Uspekhi* 134, 641 (1981).

# On the Limits of Analogy Between Self-Avoidance and Topology-Driven Swelling of Polymer Loops

N.T. Moore, A.Y. Grosberg

Department of Physics, University of Minnesota, Minneapolis, MN 55455, USA

(Dated: March 23, 2024)

## I. SUPPLEMENTARY MATERIALS

### A. Polynomial Description

In the associated work, we derive expressions for the conditional probability of a random walk,  $G(d'; n)_{\text{fixed}}$ , with end to end distance  $d'$  from  $n$  steps of fixed length  $l$ . In these supplementary materials, we present these probabilities in polynomial form, making them computationally more accessible.

First, note that the sum indices in Equations B11 and B12 lead to a piece-wise definition of the functions (this is seen in Equation B13). The function,  $G(d'; n)_{\text{fixed}}$ , is defined on  $(n+1)/2$  intervals if  $n$  is odd, and  $n/2$  intervals if  $n$  is even. All intervals span distance in  $d$  of 2, with exception of the first interval for odd  $n$ ,  $d \in [0; 1]$ .

Use of a computer algebra system allows for the expansion of equation B10 into the form,

$$\frac{1}{d^3} \sum_{i=0}^{X/2} a_i d^i; \quad (1)$$

where the set of  $a_i$  coefficients are rational numbers. Note

however that there will be roughly  $n/2$  such sums for each  $n$  as described in the previous paragraph. It is therefore useful to think of the sets of coefficients as list elements,  $a_{n,j,i}$ , where  $n$  refers to the number of steps in the walk,  $j$  refers to the interval in  $d$  of definition, and  $i$  to the specific power of  $d$  in the polynomial.

Polynomials are defined in the attached `fractions32.txt` and `fractions101.txt` coefficient files on the interval of  $n \in [2; n_c]$ , in this case  $n_c = 32$  and  $n_c = 101$  respectively. The first element in each file is  $g$ .

Subsequent file elements are the  $a_{n,j,i}$  coefficients, delimited by commas, and provided as rational numbers. Coefficients are listed by a nested iteration, first by step number  $n$ , then by interval  $j$ , finally by polynomial index  $i$ . Were  $n_c = 3$ , the file would read:

$$\begin{array}{ccccccc} \left| \begin{array}{c} 3 \\ \{z\} \end{array} \right\}; & \left| \begin{array}{c} 1=8 \\ \{z\} \end{array} \right\}; & \left| \begin{array}{c} 0 \\ \{z\} \end{array} \right\}; & \left| \begin{array}{c} 1=8 \\ \{z\} \end{array} \right\}; & \left| \begin{array}{c} 3=16; 1=16 \\ \{z\} \end{array} \right\}; & \left| \begin{array}{c} 1=16 \\ \{z\} \end{array} \right\}; & \left| \begin{array}{c} 1=16 \\ \{z\} \end{array} \right\}; \\ n_c & a_{n=2;j=0;i=0} & a_{n=3;j=0;i=0} & a_{n=3;j=0;i=1} & a_{n=3;j=1;i=0} & a_{n=3;j=1;i=1} & a_{n=3;j=1;i=2} \end{array} \quad (2)$$