

Resistivity memory effect in $\text{La}_{1-x}\text{Sr}_x\text{MnO}_3$

E.P.Khlybov^{1,2}, R.A.Sadykov¹, I.J.Kostyleva^{1,2}, W.I.Nizhankovskij², A.J.Zaleski³, D.Wlosewicz³, A.W.Giulitin¹

¹*Institute of High Pressure, RAS, 142090 Troick, Russia*

²*International Laboratory of High Magnetic Fields and Low Temperatures, 53-429 Wrocław, Poland and*

³*Institute of Low Temperature and Structure Research, PAS, 50-422 Wrocław, Poland*

During the study of magnetoresistivity in $\text{La}_{1-x}\text{Ca}_x\text{MnO}_3$ it was found that after cycling of the magnetic field, some kind of magnetic field memory effect was observed. For $\text{La}_{0.5}\text{Ca}_{0.5}\text{MnO}_3$ after cycling of the magnetic field to 13T and back to zero, “frozen” magnetoresistivity decreases about 20 times comparing to zero field value, while for $\text{La}_{0.47}\text{Ca}_{0.53}\text{MnO}_3$ it is already about four orders of magnitude. This effect can be observed only for concentration region $0.45 \leq x \leq 0.55$. In zero magnetic field, temperature dependence of resistivity $\rho(T)$ shows semiconducting-like behavior, while after magnetic field cycling it becomes metal-like. So it looks as we are dealing with magnetic field induced semiconductor (or dielectric) to metal transition. Such effect can be explained within phase-separation picture. In zero magnetic field material consists of antiferromagnetic matrix (insulating phase) and coexisting ferromagnetic, conducting phase. Magnetic field application causes ferromagnetic phase to form some kind of conducting channels which shunts semiconducting matrix phase. Such structure is preserved after reduction of magnetic field, leaving the material conducting.

I. INTRODUCTION

Colossal magnetoresistance, found in perovskite-like $(\text{La},\text{M})\text{MnO}_3$ ($\text{M}=\text{Ca}, \text{Sr}, \text{Ba}$), is still the subject of intensive studies in many laboratories around the world^{1,2,3}. For the broad range of their compositions while cooling they undergo magnetic transition from paramagnetic (PM) into ferromagnetic (FM) state. External magnetic field increases temperature T_c of this transition. Ferromagnetically ordered phase is highly conducting, so the magnetic transition is connected with dramatic decrease of resistivity. In parental insulating compound LaMnO_3 manganese ions are trivalent. Substitution of Mn with divalent ions (Sr, Ca or Ba) leads to the appearance of new compounds with strong ferromagnetism and high conductivity.

Phase diagram of the $\text{La}_{1-x}\text{Ca}_x\text{MnO}_3$ is presented in the paper by P. Shriffer et al.⁴. According to the authors, for Ca concentrations in the region $0 < x < 0.15$ the material is insulating and ferromagnetic; for $0.15 < x < 0.5$ one deals with conducting, ferromagnetic (FM) material (for which colossal magnetoresistance effect can be observed) and for $x > 0.5$ compound becomes non conducting and antiferromagnetic (AF). Investigations of the compounds from the instability region between AF and FM phases are of particular interest.

II. METHODS

Samples under study were prepared by solid state diffusion method of adequately mixed La_2O_3 , CaCO_3 and MnO_2 . Mixed powders were fired at 1100°C for 5 hours. Such step was repeated five times with intermediate grindings. Obtained material was single phased as proved by x-ray diffraction measurements (diffractometer URD-63 with Fullproof program). From analysis it results that the obtained materials has Pbnm type structure symme-

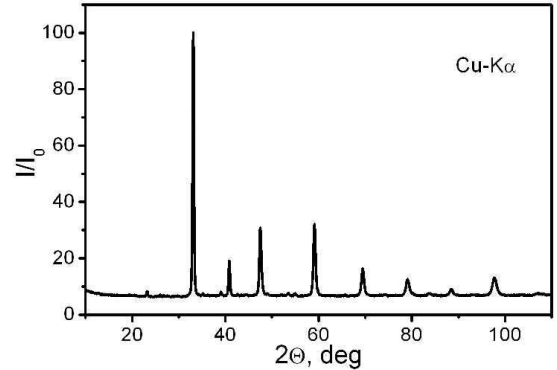


Figure 1: Magnetisation on magnetic field dependence for the sample with composition of $\text{La}_{0.5}\text{Ca}_{0.5}\text{MnO}_3$ at different temperatures: curve 1 – 4.2K, curve 2 – 40K, curve 3 – 200K, curve 4 – 300K. In the inset, magnetic field hysteresis is presented at temperature 4.2K.

try. Typical diffractogram for $\text{La}_{0.5}\text{Ca}_{0.5}\text{MnO}_3$ sample is presented in Fig.1, from which following unit-cell parameters were derived: $a = 5.436(1) \text{ \AA}$, $b = 5.422(1) \text{ \AA}$ and $c = 7.638(1) \text{ \AA}$.

Magnetic measurements were carried out with use of commercial (Oxford Instruments) ac susceptometer at the Institute of Low Temperature and Structure Research (Wrocław, Poland) and specially home-made capacitive magnetometer at International Laboratory of High Magnetic Fields and Low Temperatures (Wrocław, Poland). Resistivity measurements were conducted using standard four-point probe method using Bitter magnets with magnetic fields up to 14T.

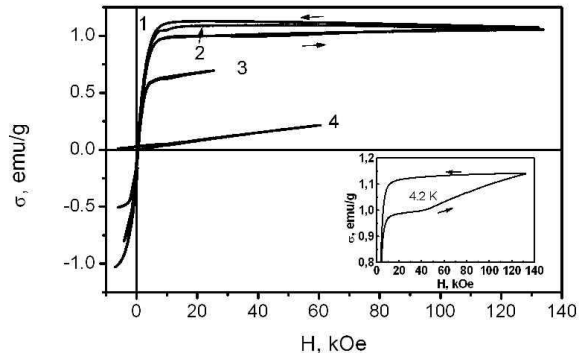


Figure 2: Magnetic susceptibility on temperature dependence of $\text{La}_{0.5}\text{Ca}_{0.5}\text{MnO}_3$ at zero magnetic field.

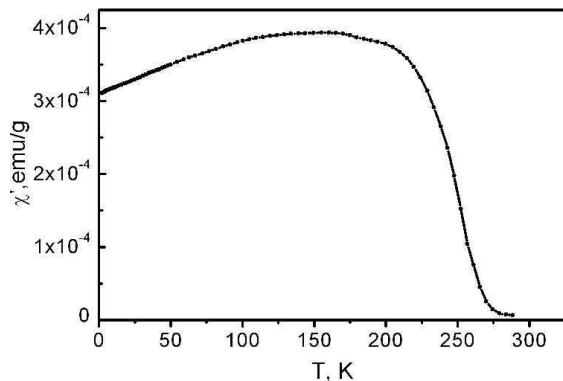


Figure 3: Magnetoconductance hysteresis loops at 4.2K after magnetic field cycling from zero to 5, 8, 10 and 13T respectively. Inset shows hysteresis of magnetoconductance at 77K.

III. RESULTS AND DISCUSSION

Magnetization $\sigma(H)$ dependence for $\text{La}_{0.5}\text{Sr}_{0.5}\text{MnO}_3$ sample was presented in Fig. 2 and ac susceptibility $\chi(T)$ in Fig. 3. It is seen that for temperatures below $T_c \approx 270\text{K}$ the dependence is characteristic for ferromagnetically ordered material but the existence of maximum for about 150K may suggest antiferromagnetic ordering occurrence. It should be pointed out on characteristic hysteresis loops occurring for high fields on $\sigma(H)$ dependence (see, inset of Fig. 2). Similar hysteresis loops were observed by A. Korolev et al.⁵ while studying $\text{La}_{0.9}\text{Sr}_{0.1}\text{MnO}_3$, which represents the compound from the transition region between ferromagnetic and antiferromagnetic phases. The authors explained the appearance of such hysteresis loops by the existence, apart of ferromagnetic, also antiferromagnetic phase which can experience metamagnetic transition during the magnetic field cycling, which influenced the shape of $\sigma(H)$ depen-

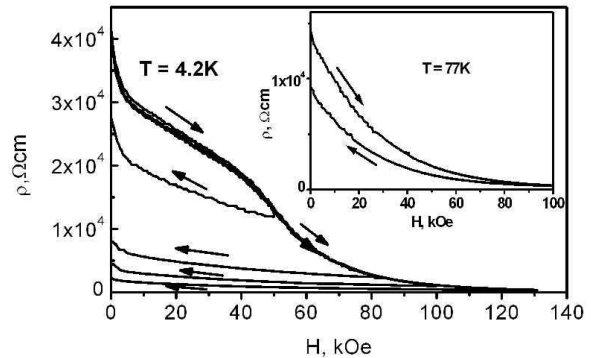


Figure 4: Magnetoconductance hysteresis loop at 4.2K for $\text{La}_{0.47}\text{Ca}_{0.53}\text{MnO}_3$.

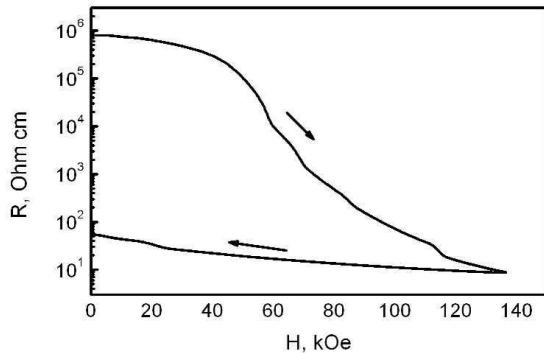
dence during the increase and decrease of the magnetic field.

The question of the coexistence of ordered ferromagnetic and antiferromagnetic phases in manganites is the part of more broader problem of phase separation in compounds which consists mixed valency ions (such as perovskites – high temperature superconductors and manganites with colossal magnetoconductance⁶⁷. Neutron scattering measurements of $\text{La}_{0.5}\text{Ca}_{0.5}\text{MnO}_3$ ⁸ showed the existence of transition from paramagnetic to ferromagnetic phase at $T \approx 235\text{K}$ followed by appearance of antiferromagnetic phase at about $T \approx 140\text{K}$. According to our measurements it results that ferromagnetic transition takes place at about $T \approx 270\text{K}$. It is difficult to determine which of phases plays the role of matrix and which this of inclusion, both of them coexist and determine the physical properties of the system.

Until now the colossal magnetoconductance studies showed that the $R(H)$ dependences are reversible. But our investigation of $\text{La}_{1-x}\text{Ca}_x\text{MnO}_3$ ($0.45 < x < 0.55$) revealed new effect - the $R(H)$ curves for increasing and decreasing of magnetic field are different; it looks like the material "remembered" maximal value of the applied field.

At Fig. 4 hysteresis loops of $R(H)$ dependence are presented for temperature of 4.2K and different maximal magnetic field values up to 13T (hysteresis loop for 77K is shown at inset of the Figure 3). It is seen that during the cycling of magnetic field up to the value of 13T and back to zero the electrical resistivity decreases about 20 times. The effect of magnetoconductance "memory" is already visible for so low fields as 100Oe.

If one cycles the magnetic field value following the procedure: $H = 0 \rightarrow 5 \rightarrow 2 \rightarrow 8 \rightarrow 4 \rightarrow 13 \rightarrow 0\text{T}$, it might be seen that each time resistivity increases and decreases along the same curve. It means that the material behaves like it "remembers" maximal field it was placed each time. It can be added the observed effect did not depend on the mutual orientation of the magnetic field



Temperature dependence of resistivity for $\text{La}_{0.5}\text{Ca}_{0.5}\text{MnO}_3$ without magnetic field - curve 1; at field of 0.2T (curve 2a - FC, curve 2b - ZFC); at 2T (curve 3a - FC, curve 3b - ZFC) and 5T (curve 4a - FC, curve 4b - ZFC).

and measuring current.

The observed effect increases with the increasing amount of Ca. For the compound $\text{La}_{0.47}\text{Ca}_{0.53}\text{MnO}_3$ after the increase of magnetic field to 14T at 4.2K, resistivity decreases more than four orders of magnitude (depicted at Fig. 5 in logarithmic scale). The shape of presented two curves is little different. For Ca concentration equal to $x = 0.5$ characteristic is sudden drop of resistivity at low magnetic fields, while for the sample with Ca concentration equal to $x = 0.47$ flat resistivity dependence at low fields is followed by sharp drop for magnetic field of order of 5T. From practical point of view it looks that more interesting are materials with "memory" effect existing at low magnetic fields. For material with composition $\text{La}_{0.45}\text{Ca}_{0.55}\text{MnO}_3$ at 4.2K resistivity is of order of $10^9 \Omega \times \text{cm}$, but after cycling of magnetic field to 14T it drops to $10^4 \Omega \times \text{cm}$.

Effect of magnetic "memory" may be observed already for the sample with composition of $\text{La}_{0.55}\text{Ca}_{0.45}\text{MnO}_3$ but its magnitude is rather marginal.

It is interesting to know how long the material will remembers the value of magnetic field at which it was placed. The time of relaxation was checked for the sample $\text{La}_{0.5}\text{Ca}_{0.5}\text{MnO}_3$ at the liquid nitrogen temperature, after magnetic field cycling to 10T. After reducing of magnetic field to zero the decrease of resistivity of about 1.5 times was found, comparing to the value before the field application. During the period of 24 hours frequent resistivity measurements were conducted. No visible changes of resistivity were noticeable proving that if there is any relaxation of the magnetic "memory" effect, its time constant should be very substantial at this temperature. We managed to measure relaxation of resistivity for the same sample, but for low temperatures (4.2K) where the difference of resistivity for no field and after application and reduction of magnetic field to zero is greatest. But even for this temperature our evaluation of time constant after application of magnetic field of 14T gives the relaxation

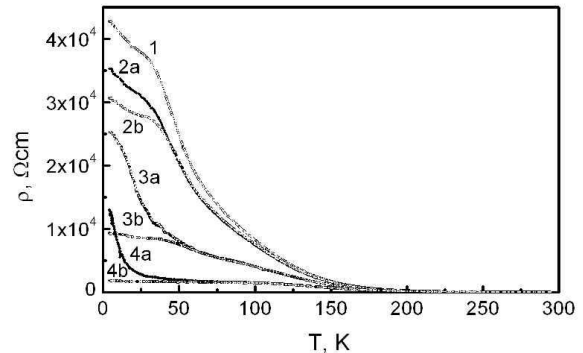


Figure 5: Temperature dependence of resistivity for $\text{La}_{0.5}\text{Ca}_{0.5}\text{MnO}_3$ after magnetic field cycling to 0, 5, 8, 10 and 13T and subsequent decreasing to zero value.

time of order of 10^{1000} years (what is more than the age of our Universe).

Interesting behavior was observed also for temperature dependence of resistivity $R(T)$. It depends on the manner at which magnetic field was applied. In Fig. 6 we present $R(T)$ dependence for the sample of composition $\text{La}_{0.5}\text{Ca}_{0.5}\text{MnO}_3$. Without magnetic field resistivity shows semiconducting-type behavior and is labeled as 1. If we measure the same dependence in magnetic field of 0.2T the $R(T)$ curve has lower values (as might be expected) and we label this curve as 2a. But after cooling the sample in such field of 0.2T (FC) and then, without lowering the magnetic field, we again will measure $R(T)$ dependence, we will have lower resistivity values (we labelled this curve as 2b). Fig. 6 presents more curves obtained by the same procedure for different magnetic fields (ZFC and FC).

The results of consecutive measurements of resistivity (after withdrawing the magnetic field) are presented at Fig. 7. It is seen that for higher magnetic field values, the low temperature part of $R(T)$ dependence shows metal-like behavior rather, so it looks like there exists semiconductor - metal transition, which is induced by the magnetic field application.

Such a view is supported by the results presented at Fig. 8, where temperature dependence of resistivity were presented for $\text{La}_{0.47}\text{Ca}_{0.53}\text{MnO}_3$ compound cooled in zero magnetic field (curve 1) and after magnetic field cycling $0 \rightarrow 14\text{T} \rightarrow 0$ (curve 2). Here the transition from semiconducting-like to metal-like is much more pronounced. Similar behavior was already previously reported by F. Parisi et al.⁹ for $\text{La}_{0.5}\text{Ca}_{0.5}\text{MnO}_3$ and rather low magnetic field. Their results were also magnetic history dependent.

At present it is widely accepted that in perovskites (both high temperature superconductors (HTSC) and manganites with colossal magnetoresistance) electronic phase separation takes place which leads to stripe struc-

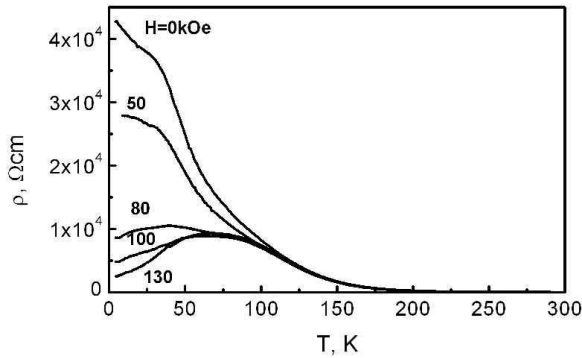


Figure 6: Temperature dependence of resistivity of $\text{La}_{0.47}\text{Ca}_{0.53}\text{MnO}_3$ measured at zero magnetic field – curve 1 and after magnetic field cycling to 10T – curve 2.

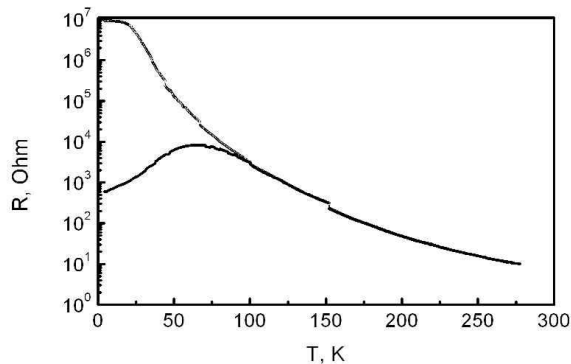


Figure 7: Temperature dependence of specific heat for $\text{La}_{0.5}\text{Ca}_{0.5}\text{MnO}_3$.

ture existence¹⁰. Such a structure was observed during investigation of $\text{La}_{1-x}\text{Ca}_x\text{MnO}_3$ and $\text{La}_{1-x}\text{Sr}_x\text{MnO}_3$ systems at the region between the existence of insulating, antiferromagnetic and metallic phases. While studying stripe structure at $\text{La}_{2-x-y}\text{Nd}_y\text{Sr}_x\text{CuO}_4$ ¹¹ it was shown, that if one treats the stripes as elastic threads, their behavior may be modelled by collective pinning¹².

The effect of "frozen" magnetoresistivity or the effect of magnetic field "memory" for $\text{La}_{1-x}\text{Ca}_x\text{MnO}_3$ might be explained in the following way. In antiferromagnetic, isolating matrix of the material coexists high temperature, ferromagnetic phase which, in the absence of magnetic field, is below the percolation limit. After application of magnetic field ferromagnetic domains become connected, giving paths to the electric current flow, and decreasing the overall resistivity. After removing the applied magnetic field some kind of pinning-like effect exists, which prevents the separation of the magnetic and conducting domains. This leads to the effect on the magnetic field "memory".

The physics of such kind of the pinning of magnetic domains is not very clear yet and needs more, more deep studies. But it supports in some way the idea of E.L.Nagaev⁶, that for colossal magnetoresistance and high temperature superconductivity effects most important role is played by electronic phase separation in these materials.

Acknowledgments

This work was partially supported by grant RFFI-NNIO no. 01-02-04002.

¹ R. von Helmolt, J. Wecker, B. Holzapfel, L. Schultz, K. Samver, *Phys. Rev. Lett.* **71**, 2331 (1993)
² S. Jim, T.H. Tiefel, M. McCormack, R.A. Fastnacht, R. Ramesh, L.H. Chen, *Science* **254**, 413 (1994)
³ N.A. Babushkina, L.M. Belova, E.A. Chistotina, O.Yu. Gorbenko, A.R. Kaul, K.I.Kugel, CP554, *Physics in Local Lattice Distortion*, ed. by H. Oyanagi and A. Biankoni, American Institute of Physics, 391 (2001)
⁴ P. Schiffer, A.P. Ramirez, W. Bao, S.-W. Cheong, *Phys. Rev. Lett.* **75**, 36 (1995)
⁵ A.V. Korolyov, V. Ye. Arkhipov, V.S. Gavrilov, Ya. Mukovskii, A.A. Arsenov, T.P. Lapina, S.D. Bader, J.S. Jiang, V.I. Nizhankovskii, *J. of Magnetism and Magnetic Materials* **213**, 63 (2000)
⁶ E.L. Nagaev, *Usp. Fiz. Nauk* **166**, 833 (1996)

⁷ I.O. Troyanchuk, H. Szymchak, N.V. Kasper, A. Nabialek, *J. Solid State Chem.* **130**, 171 (1997)
⁸ G. Kallias, M. Pissas, A. Hozer, *Physica B* **276-278**, 778 (2000)
⁹ F. Parisi, P. Levi, L. Ghivelder, G. Polla, D. Vega, *Phys. Rev. B* **63**, 144419 (2001)
¹⁰ Tranquada et al., *Nature* **375**, 561 (1995)
¹¹ C. Morais Smith, N. Hasselmann, A.H. Castro Neto, CP554, *Physics in Local Lattice Distortion*, ed. by H. Oyanagi and A. Biankoni, American Institute of Physics, 209 (2001).
¹² A.I. Larkin, Y.N. Ovchinnikov, *J. Low Temp. Phys.* **34**, 109 (1979)