

# Quasi One-Dimensional Bosons in Three-dimensional Traps: From Strong Coupling to Weak Coupling Regime

L. Salasnich<sup>1</sup>, A. Parola<sup>2</sup> and L. Reatto<sup>1</sup>

<sup>1</sup>Dipartimento di Fisica and INFN, Università di Milano,  
Via Celoria 16, 20133 Milano, Italy

<sup>2</sup>Dipartimento di Scienze Fisiche and INFN, Università dell'Insubria,  
Via Valleggio 11, 23100 Como, Italy

We analyze a recent experiment on a Tonks-Girardeau gas of <sup>87</sup>Rb atoms (T. Kinoshita, T. Wenger, and D. S. Weiss, Science 305, 1125 (2004)). We find that the experimental data are compatible with the one-dimensional theory of Lieb, Seiringer and Yngvason (Phys. Rev. Lett. 91, 150401 (2003)) but are better described by a theory that takes into account variations in the transverse width of the atomic cloud. By using this theory we investigate also the free axial expansion of the <sup>87</sup>Rb gas in different regimes: Tonks-Girardeau gas, one-dimensional Bose-Einstein condensate and three-dimensional Bose-Einstein condensate.

PACS Numbers: 03.75.Kk

Two experimental groups [1,2] have reported the observation of the one-dimensional (1D) Tonks-Girardeau (TG) gas [3,4] with ultracold <sup>87</sup>Rb atoms in highly elongated traps. A rigorous theoretical analysis of the ground-state properties of a uniform 1D Bose gas, including the beyond-mean-field TG regime of impenetrable bosons, was performed by Lieb and Liniger (LL) forty years ago [4]. Recently, motivated by the experimental achievements, an extension of the LL theory for finite and inhomogeneous 1D Bose gases under longitudinal confinement has been proposed on the basis of the local density approximation (LDA) [5]. Ohberg and Santos [6] have suggested that the LDA is improved by including a gradient term that represents additional kinetic energy associated with the inhomogeneity of the gas. This conjecture has been rigorously proved by Lieb, Seiringer and Yngvason [7]. More recently we have introduced [8] a variational approach, called generalized Lieb-Liniger theory (GLLT), which reduces to the Lieb-Seiringer-Yngvason theory (LSYT) in the 1D regime and, in addition, gives an accurate description of the crossover from the 1D regime to 3D regime.

In this Brief Report we apply the GLLT to analyze the experimental results of Kinoshita, Wenger and Weiss [1]. Contrary to the data of Paredes et al. [2] which are deeply in the TG regime, the data of Ref. [1] cover different quantum-dimensional regimes and we show that the experimental atomic cloud is better described by the GLLT than the LSYT. The GLLT is then used to determine the axial free expansion of the <sup>87</sup>Rb gas. We predict a self-similar expansion whose growth is strictly related to the quantum-dimensional regime of the initial configuration.

In the LSYT [7] the longitudinal density  $\rho(z)$  of a zero-temperature Bose gas is obtained by minimizing the following energy functional

$$E_{\text{LSYT}}[\rho] = \int_0^{Z+1} \frac{h^2}{2m} (\partial_z \rho)^2 + \frac{3}{2} e\left(\frac{g}{2}\right) + V \rho^2 dz; \quad (1)$$

where  $g = 2a_s a_\perp^2$  is the interaction parameter, with  $a_s$  the s-wave scattering length and  $a_\perp = (\hbar^2 / (m \omega_\perp^2))^{1/2}$  the characteristic length of the transverse harmonic potential with frequency  $\omega_\perp$ ,  $V(z)$  is the longitudinal external potential and  $e(x)$  is the Lieb-Liniger function, which is defined as the solution of a Fredholm equation and it is such that  $e(x) \sim x^{-4} = (3/2)x^{-2}$  for  $x \rightarrow 1$  and  $e(x) \sim (x^2 - 3)/(x(x+2))^2$  for  $x \rightarrow 1$  [4].

As previously stressed, the LSYT is valid in the pure 1D regime, where the transverse width  $R_\perp$  of the Bose gas is frozen and equal to the harmonic length  $a_\perp$ . In our GLLT [8] the transverse properties of the Bose gas are taken into account by considering the adimensional width  $\rho = R_\perp / a_\perp$  as a variational parameter, i.e.  $\rho = \rho(z)$ . The theory gives the following energy functional

$$E_{\text{GLLT}}[\rho; \rho] = \int_0^{Z+1} \frac{h^2}{2m} (\partial_z \rho)^2 + \frac{3}{2} e\left(\frac{g}{2}\right) + V \rho^2 + \frac{\hbar^2 \omega_\perp^2}{2} \left(\frac{1}{\rho^2} + \rho^2 - 2\right) dz; \quad (2)$$

where  $\hbar^2 \omega_\perp^2 (\rho^2 + \rho^{-2})/2$  is the transverse energy density of the Bose gas. Note that in the low density region where  $\rho \rightarrow 1$  (1D regime) the functional  $E_{\text{GLLT}}$  reduces to  $E_{\text{LSYT}}$ . Instead, at higher densities (3D regime) where  $e(g) \sim (g^2)$  and  $g \sim (\rho^2)$ , the functional  $E_{\text{GLLT}}$  gives the energy functional of the nonpolynomial Schrödinger equation (NPSE) [9], an effective 1D differential equation we have derived from the 3D Gross-Pitaevskii equation [10] to describe Bose-Einstein condensates (BECs) under transverse harmonic confinement.

Taking into account the normalization condition of the longitudinal density  $\rho(z)$  to the total number  $N$  of atoms, the minimization of the energy functional  $E_{\text{GLLT}}$  with respect to  $\rho(z)$  gives the equation

$$\frac{h^2}{2m} (\partial_z \rho)^2 - \partial_z^2 \rho + \frac{3}{2} e\left(\frac{g}{2}\right) + \frac{g}{2} \rho^2 e^0\left(\frac{g}{2}\right) + V \rho^2 + \frac{\hbar^2 \omega_\perp^2}{2} \left(\frac{1}{\rho^2} + \rho^2 - 2\right) = 0; \quad (3)$$

where  $\mu$  is the chemical potential fixed by the normalization condition. The minimization of the energy functional  $E_{\text{GLLT}}$  with respect to  $\psi(z)$  gives instead the equation

$$-\frac{\hbar^2}{2m} \frac{d^2 \psi}{dz^2} = \left(1 + \frac{a_s^2}{2} g\right) \psi^0 \left(\frac{g}{2}\right) : \quad (4)$$

This implicit equation must be solved numerically but analytical results can be obtained in limiting cases. In particular, under the condition  $a_s = a_z$  [1], one gets  $\psi^0(\frac{g}{2}) = 1$  for  $1 = a_s$  (3D BEC regime) and  $\psi^0(\frac{g}{2}) = 1$  for  $1 = a_z$  (1D regime). Note that the 1D regime contains two subregimes: the 1D BEC regime for  $a_s = a_z^2$   $1 = a_s$ , and the TG regime, where  $e(g = \frac{1}{2}) = 2 = 3$ , for  $a_s = a_z^2$ .

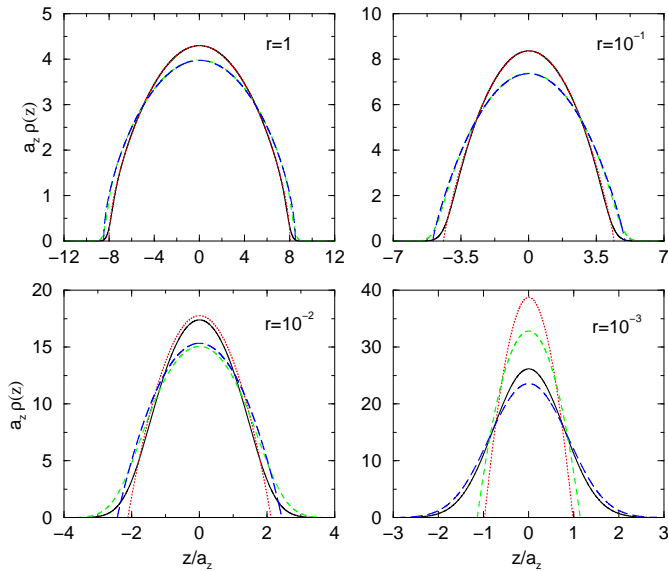


FIG. 1 (color online). Axial density  $\rho(z)$  of a Bose gas of  $50 \text{ } ^{87}\text{Rb}$  atoms in an anisotropic harmonic trap with frequencies  $\omega_x$  and  $\omega_z$ . Four values of trap anisotropy:  $r = \omega_x/\omega_z$ , where  $\omega_x = \omega_z$  and  $\omega_{\text{max}} = 2570$ . Comparison among various theories: GLLT (full line); GLLT with TF approximation (dotted line); LSYT (dashed line); LSYT with TF approximation (long dashed line). Length in units  $a_z$ , and axial density in units  $1/a_z$ .

In the experiment of Kinoshita, Wenger and Weiss [1] an ensemble of about 6400 parallel 1D traps has been created by means of a 2D optical lattice, that strongly confines atoms in 1D tubes. The traps differ only in the number of  $^{87}\text{Rb}$  atoms each contains. As discussed in [1], each trap can be modelled by an anisotropic harmonic potential, where the axial frequency is  $\omega_z = 2\pi \cdot 27.5 \text{ Hz}$  and the transverse frequency  $\omega_x$  is tuned by changing the energy depth  $U_0$  of the confining optical lattice. The maximum transverse frequency is  $2\pi \cdot 70.7 \text{ kHz}$ ; it follows that the maximum trap anisotropy is  $\omega_{\text{max}} = 2570$ , where  $\omega_x = \omega_z$ . Kinoshita et al. [1] have worked with  $r = \omega_{\text{max}}$  ranging between  $r = 1$  and  $r = 10^{-1}$ , a regime where the Bose gas is quasi-1D.

By adding an imaginary time term at right side of Eq. (3) and solving Eq. (3) and Eq. (4) with a finite-difference Crank-Nicolson predictor-corrector scheme [12], we calculate the density profile  $\rho(z)$  of the Bose gas using the trap parameters of Ref. [1]. In Eq. (3) we set  $V(z) = m \omega_z^2 z^2 / 2$ . The results are shown in Fig. 1, where we compare LSYT with GLLT, plotting also their Thomas-Fermi (TF) approximations which neglect the gradient term in Eq. (1) and Eq. (2). Figure 1 shows that, for the trap anisotropy  $r = 1$ , the TF approximation is remarkably accurate but there are instead quantitative differences between LSYT and GLLT due to the fact that  $\psi^0(z)$  is not strictly equal to one. The differences between LSYT and GLLT increase by reducing the anisotropy  $r$  of the trap, and also the TF approximation worsens. In fact, by reducing  $r$  one induces a crossover from the 1D regime to the 3D regime, whose description cannot be accounted for by LSYT that is purely 1D [7]. We have verified that the differences between LSYT and GLLT are instead reduced by taking larger values of the anisotropy ratio  $r$ .

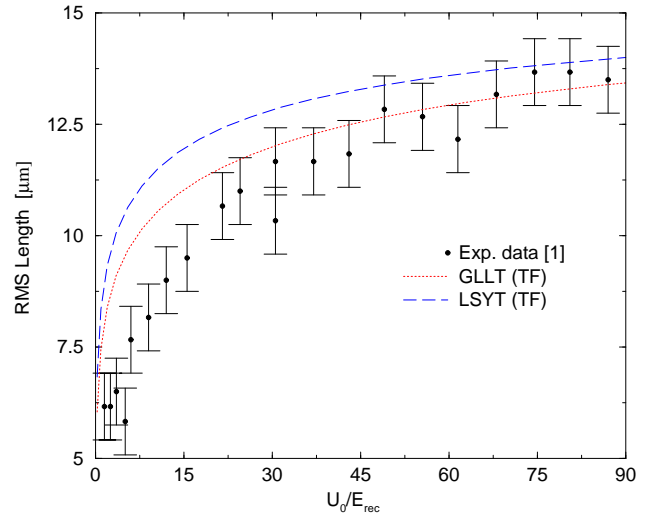


FIG. 2 (color online). Root mean square (RMS) full length of the Bose cloud of  $^{87}\text{Rb}$  atoms.  $U_0 = E_{\text{rec}}$  is the trap depth  $U_0$  in units of the atom recoil energy  $E_{\text{rec}}$ , where  $U_0 = E_{\text{rec}} = 87(\omega_{\text{max}})^2$  with  $\omega_x = \omega_z$  and  $\omega_{\text{max}} = 2570$ . Experimental data are obtained in [1] by averaging over several clouds with different numbers of atoms (maximum number  $N_{\text{max}} = 54$ ).

In Fig. 2 we plot the experimental data of the root mean square (RMS) length of the atomic cloud obtained by Kinoshita, Wenger and Weiss [1]. This RMS axial length has been derived as the average over several clouds which have different numbers of atoms. In Fig. 2 the RMS full length is plotted versus  $U_0 = E_{\text{rec}} = 87r^2$ , where  $U_0$  is the energy depth of the optical potential and  $E_{\text{rec}}$  is the recoil energy of the gas. Kinoshita et al. [1] have compared their data with LSYT [7] in the TF approximation [5]. By performing the averaging procedure of Ref.

[1] on our LSYT results, we obtain the same theoretical curve shown in Fig. 4 of Ref. [1] and plot it (dashed line) in our Fig. 2. With the same averaging procedure we obtain also the GLLT curve (dotted line). Figure 2 shows that our GLLT is better than LSYT the experimental data. As discussed in [1], the experimental data for  $U_0 = E_{\text{rec}} < 20$  are strongly affected by the tunneling between adjacent tubes and the theoretical analysis based on a single tube overestimates the axial width of the Bose cloud.

Our GLLT is a simple and useful tool to investigate also dynamical properties of a Bose gas under transverse harmonic confinement. The dynamics of the Bose gas can be described by means of a complex classical field  $\psi(z;t)$  that satisfies the equation  $i\hbar \partial_t \psi = -E_{\text{GLL}}[|\psi|^2]$ , where  $j(z;t)j^2 = |\psi(z;t)|^2$ . This time-dependent nonlinear Schrödinger equation can be explicitly written as

$$i\hbar \partial_t \psi = -\frac{\hbar^2}{2m} \partial_z^2 \psi + V + \frac{\hbar^2}{2m} [|\psi|^2] \quad ; \quad (5)$$

where  $[|\psi|^2]$  is the bulk chemical potential, given by

$$[|\psi|^2] = \frac{\hbar^2}{2m} \left( 3 \frac{g}{2} e^{\left(-\frac{g}{2}\right)} - \frac{g}{2} e^0 \left(-\frac{g}{2}\right) + \frac{\hbar^2}{2} \left( \frac{1}{-2} + \frac{1}{2} \right) \right) \quad (6)$$

The Eq. (5) with Eq. (6) must be solved self-consistently with Eq. (4). It is important to observe that for  $a_s = a_s^2$  (TG regime) one has  $\frac{\hbar^2}{2m} \frac{1}{2} = (2m)^{-1}$  and Eq. (5) reduces to the time-dependent nonlinear Schrödinger equation (NLSE) introduced by Kolomeisky et al. [13]. For  $\frac{\hbar^2}{2m} \frac{1}{2} = a_s$  (1D regime or TG regime) still we have  $\frac{\hbar^2}{2m} \frac{1}{2} = a_s$  but  $\frac{\hbar^2}{2m} \frac{1}{2} e^0(g) = (2m)^{-1}$  and Eq. (5) becomes equal to the time-dependent NLSE proposed by Ohberg and Santos [6], which reduces to that of Kolomeisky et al. in the TG regime. For  $a_s = a_s^2$  (1D regime or 3D regime) the Eq. (5) gives  $(1 + g \frac{\hbar^2}{2m})^{1/4}$ , the Eq. (6) reads  $\frac{\hbar^2}{2m} g = (m^{-2}) + \hbar^2 \left( \frac{1}{-2} + \frac{1}{2} \right) = 2$  and Eq. (5) becomes the time-dependent NPSE [9]. The NPSE coincides with the equation of Ohberg and Santos in the 1D BEC regime, where  $a_s = a_s^2$   $\frac{\hbar^2}{2m} \frac{1}{2} = a_s$ , but it accurately describes also the 3D BEC regime, where  $\frac{\hbar^2}{2m} \frac{1}{2} = a_s$  and  $\frac{\hbar^2}{2m} \frac{1}{2} e^0(g) = 1$ .

The time-dependent (TD) GLLT given by Eq. (5) must be carefully employed. In fact, Girardeau and Wright [14] have shown, studying the interference of two Bosonic clouds, that the time-dependent NPSE of Kolomeisky et al. [13] overestimates the coherence of the Tonks-Girardeau gas. However, the TD GLLT can be safely used to calculate collective properties of the Bose gas. In Ref. [8] we have shown that the time-dependent GLLT gives the expected values for the axial breathing mode  $\omega_z$  of the Bose cloud in a harmonic confinement with  $V(z) = m \frac{1}{2} \omega_z^2 z^2 = 2$ . In particular, we have found  $\omega_z = 2 \omega_z$  in the TG regime,  $\omega_z = \frac{1}{3} \omega_z$  in the 1D BEC regime, and  $\omega_z = \frac{1}{5} \omega_z$  in the 3D BEC regime.

Here we analyze the free axial expansion of the Bose gas by means of the time-dependent GLLT. We consider the expansion of the Bose gas when the axial harmonic confinement is removed ( $\omega_z = 0$ ) while the radial one is kept fixed. By setting  $\psi(z;t) = \frac{1}{\sqrt{b(z;t)}} \exp(iS(z;t)/\hbar)$ , the Eq. (5) is equivalent to the two hydrodynamics equations  $\partial_t \rho + \partial_z(\rho v) = 0$  and  $m \partial_t v + \partial_z \left[ \hbar^2 = (2m)^{-1} \partial_z^2 \rho + m v^2 = 2 + V + [|\psi|^2] \right] = 0$  of a 1D viscousless fluid with density field  $\rho(z;t)$  and velocity field  $v(z;t) = (\hbar/m) \partial_z S(z;t)$ . If the initial axial width of the cloud is larger than the healing length  $\hbar = \frac{1}{2m}$  then one can safely neglect the quantum pressure (QP) term  $\hbar^2 = (2m)^{-1} \partial_z^2 \rho$  in the second hydrodynamics equation. Note that the bulk chemical potential of Eq. (6) scales as  $\frac{\hbar^2}{2m}$  in the three relevant regimes:  $\frac{\hbar^2}{2m} = 2$  in the TG regime,  $\frac{\hbar^2}{2m} = 1$  in the 1D BEC regime, and  $\frac{\hbar^2}{2m} = 1/2$  in the 3D BEC regime. It is straightforward then to prove that in these regimes the cloud density decreases during the time evolution following the self-similar solution  $\rho(z;t) = \rho(z=b(t); t=0) = \rho(b(t))$ , where the adimensional axial width  $b(t)$  satisfies the equation

$$b = \frac{1}{b^{1/2}} \quad (7)$$

The solution of this equation with initial conditions  $b(0) = 1$  and  $\dot{b}(0) = 0$  can be obtained by quadratures. For large  $t$  the solution is  $b(t) = \frac{1}{2} \omega_z t$ . In general,  $\omega_z$  is not a power law and during the expansion the functional dependence of  $\omega_z$  changes throughout the whole cloud: the expansion is no more truly self-similar. However, by evaluating the dynamics at the center of the cloud ( $z = 0$ ) where the initial density is  $\rho_0$ , from the two hydrodynamics equations without the QP term one finds

$$\frac{1}{2} \omega_z^2 = \frac{1}{2} \frac{\rho_0 \left( \frac{1}{b(0)} \right) \left( \frac{1}{b(0)} \right)}{\rho_0 \frac{1}{b(0)}} \quad (8)$$

For large  $t$  the solution of this equation is  $b(t) = \frac{1}{2} \omega_z t$ , where naturally appears the effective polytropic index

$$\gamma = \frac{\rho_0}{\rho_0} \frac{\partial}{\partial \rho_0} \left( \frac{1}{b(0)} \right) \quad (9)$$

that is the logarithmic derivative of the chemical potential. In order to verify these analytical results we simulate the free axial expansion of the Bose gas by numerically solving Eq. (5) self-consistently with Eqs. (4,6). In our simulation we employ a real-time Crank-Nicholson method [12].

In Fig. 3 we plot the time evolution of the normalized axial width  $W(t)$  of the Bose gas with  $N = 50$  atoms and initial anisotropy of the harmonic trap given by  $r = 1$  ( $\omega_z = \omega_z = 2570$ ). After a transient the width  $W(t)$  grows linearly in time, as clearly shown by the lower panel of Fig. 3, where we plot the width velocity  $dW/dt$ . In Fig. 3 we plot also  $W(t)$  and  $dW/dt$  calculated with two

alternative methods: by using Eq. (8) and by using Eq. (7) with  $\gamma$  given by Eq. (9), in both cases taking into account Eqs. (4,6).

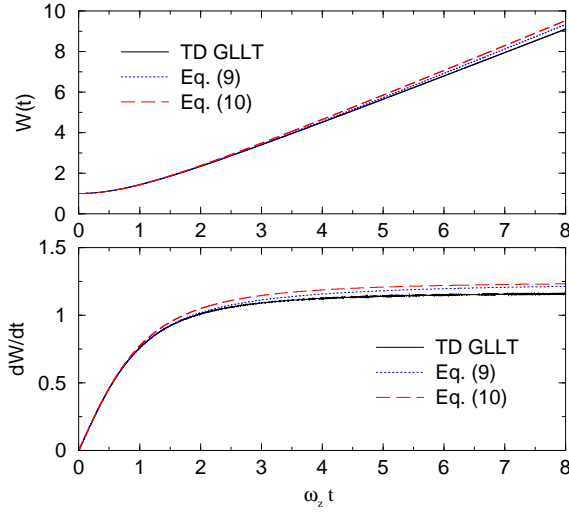


FIG. 3 (color online). Axial free expansion of the Bose gas of 50  $^{87}\text{Rb}$  atoms with initial anisotropy  $\lambda_z = \lambda_z = 2570$ . Upper panel: time evolution of the normalized axial width  $W(t) = \sqrt{\hbar^2 i(t) / \hbar^2 i(0)}$  of the atomic cloud. Lower panel: time evolution of the velocity  $dW/dt$  of the axial width. TD GLLT given by Eq. (5) and numerical solution of Eq. (7) with  $\gamma$  from Eq. (9).

Figure 3 shows that the approximation based on the polytropic index is reliable; note that in all our tests the relative error in the slope of the asymptotic linear growth is always within 5%.

In Fig. 4 we plot the slope  $\alpha = \frac{p}{2}$  as a function of the initial density  $\rho_0$  at the center of the cloud. It smoothly changes from 1 to  $\frac{p}{2}$  and then to 2 in the transition from the TG regime to the 1D BEC regime and then to the 3D BEC regime. Figure 4 shows that for  $r = 1$  in addition to the two plateaus corresponding to  $\alpha = 2$  at high densities (3D BEC regime) and to  $\alpha = 1$  at low densities (TG regime), an additional plateau appears with  $\alpha = \frac{p}{2}$  at intermediate densities (1D BEC regime).

In conclusion, we have analyzed a recent experiment on dilute Bosons in the Tonks-Girardeau regime by using a beyond-mean-field theory that takes into account transverse variations of the atomic cloud. Remarkably, our theory shows a better agreement with the experimental results than the simple 1D approach proposed by various authors in the past years. On the basis of this theory, we have predicted a quasi-self-similar expansion of the gas when the axial confinement is removed, showing that asymptotic linear growth of the axial width strongly depends on the quantum-dimensional regime of the Bosonic cloud.

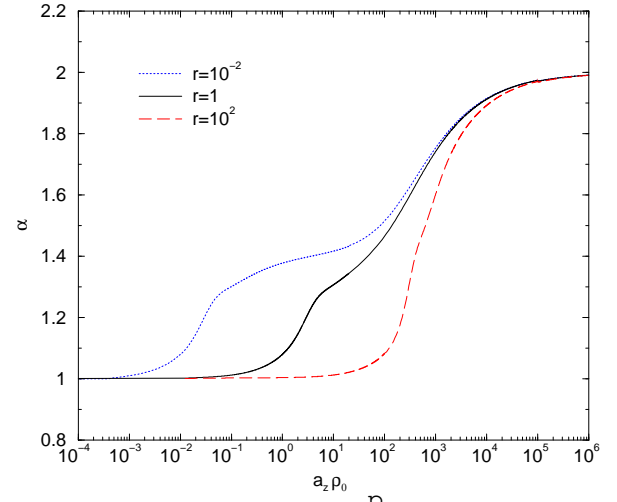


FIG. 4 (color online). Slope  $\alpha = \frac{p}{2}$  of the asymptotic linear growth of the axial width of the Bose gas as a function of the initial density  $\rho_0$  of the  $^{87}\text{Rb}$  cloud at the center of the trap. Three values of the initial anisotropy of the harmonic trap: anisotropy ratio  $r$  defined as in Fig. 1.

L.S. thanks D.S.W. Weiss for enlightening e-suggestions.

- 
- [1] T. Kinoshita, T. Wenger, and D.S.W. Weiss, *Science* 305, 1125 (2004).
  - [2] B. Paredes et al., *Nature* 429, 277 (2004).
  - [3] M. Girardeau, *J. Math. Phys.* 1, 516 (1960).
  - [4] E.H. Lieb and W. Liniger, *Phys. Rev.* 130, 1605 (1963).
  - [5] D.S. Petrov, G.V. Shlyapnikov, and J.T.M. Walraven, *Phys. Rev. Lett.* 85, 3745 (2000); V. Dunjko, V. Lorent, and M. Olshanii, *Phys. Rev. Lett.* 86, 5413 (2001).
  - [6] P. Ohberg and L. Santos, *Phys. Rev. Lett.* 89, 240402 (2002).
  - [7] E.H. Lieb, R. Seiringer, and J. Yngvason, *Phys. Rev. Lett.* 91, 150401 (2003); *Commun. Math. Phys.* 244, 347 (2004).
  - [8] L. Salasnich, A. Parola, and L. Reatto, *Phys. Rev. A* 70, 013606 (2004).
  - [9] L. Salasnich, *Laser Phys.* 12, 198 (2002); L. Salasnich, A. Parola, and L. Reatto, *Phys. Rev. A* 65, 043614 (2002).
  - [10] E.P. Gross, *Nuovo Cimento* 20, 454 (1961); L.P. Pitaevskii, *Sov. Phys. JETP* 13, 451 (1961).
  - [11] Our discussion is valid only if the condition  $a_s \ll a_{\perp}$  is fulfilled. In fact, when  $a_s \sim a_{\perp}$  a confinement-induced resonance appears in the s-wave scattering length, as shown by M. Olshanii, *Phys. Rev. Lett.* 81, 938 (1998).
  - [12] E. Cebonneschi, R. M. Annella, E. Arimondo, and L. Salasnich, *Phys. Lett. A* 249, 495 (1998); L. Salasnich, A. Parola, and L. Reatto, *Phys. Rev. A* 64, 023601 (2001).
  - [13] E.B. Kolomeisky, T.J. Newman, J.P. Straley, and X.Q. Li, *Phys. Rev. Lett.* 85, 1146 (2000).
  - [14] M.D. Girardeau, and E.M. Wright, *Phys. Rev. Lett.* 84, 5239 (2000).