

From anomalous energy diffusion to Levy walks and heat conductivity in one-dimensional systems

P. Cipriani¹, S. Denisov², and A. Politi^{2,†}

¹ *Istituto Nazionale di Ottica Applicata,*

² *Max-Planck Institut für Physik Komplexer Systeme,
Nöthnitzer Str. 38, D-01187 Dresden, Germany*

(Dated: October 6, 2018)

The evolution of infinitesimal, localized perturbations is investigated in a one-dimensional diatomic gas of hard-point particles (HPG) and thereby connected to energy diffusion. As a result, a Levy walk description, which was so far invoked to explain anomalous heat conductivity in the context of non-interacting particles is here shown to extend to the general case of truly many-body systems. Our approach does not only provide a firm evidence that energy diffusion is anomalous in the HPG, but proves definitely superior to direct methods for estimating the divergence rate of heat conductivity which turns out to be 0.333 ± 0.004 , in perfect agreement with the dynamical renormalization-group prediction (1/3).

PACS numbers: 44.10.+i, 05.45.Jn, 05.60.-k, 05.70.Ln

After the discovery of anomalous heat conductivity in classical one-dimensional lattice systems [1], in the last years a renewed attention has been devoted to the old problem of identifying the minimal ingredients required for the Fourier law to be ensured. As summarized in a recent review article [2], many different models have been numerically investigated to identify the physical conditions under which the thermal conductivity κ diverges with the system size L and, having assessed that $\kappa \approx L^\alpha$, to determine the possibly different universality classes for the divergence rate α . Simultaneously, several attempts have been made to estimate analytically the scaling behaviour of κ : self-consistent mode-coupling theory[2] and the Boltzmann equation [3] suggest that $\alpha = 2/5$, while dynamical renormalization group indicates $\alpha = 1/3$ [4]. Both predictions are compatible with numerical simulations which are, however, often affected by relatively strong finite-size corrections. The only system where convincing results have been obtained is the Fermi, Pasta Ulam β -model in the infinite temperature limit. Its behaviour is consistent with $\alpha = 2/5$ [5], but the symmetry of the potential casts doubts about the generality of this model[6]. A further simple system that can be effectively simulated on a computer is the diatomic hard-point gas: there, interactions are provided by elastic collisions of point-like particles[7]. Unfortunately, the most detailed numerical simulations reported in the literature show a slow growth of the divergence rate with L , so that some authors claim that $\alpha = 1/3$ [8], while others state that the conservative guess $\alpha = 0.25$ is more realistic[9]. Settling this issue is not only conceptually important, but it is a necessary requisite to later quantify finite-size corrections, a crucial issue in applications to, e.g., carbon nanotubes, where one needs to know the prefactor as well.

Although the problem involves intrinsically many degrees of freedom, some researchers have tried to shed

some light with reference to the simpler setup of non-interacting particles moving along a periodic array of convex scatterers (billiard gas channels) [10]. The absence of interactions simplifies the task of understanding heat conductivity and allows, in particular, tracing back heat conductivity properties to the diffusion of single particles *at equilibrium*. Assuming that the mean square displacement $\langle x^2(t) \rangle$ scales as t^β ($\beta = 1$ corresponds to normal diffusion), it can be shown that $\alpha = \beta - 1$ [11], under the assumption that each particle exchanges energy only at the channel borders, where thermal reservoirs operate. The limit of this approach is, on the one hand, that the relationship between the diffusion exponent β and the microscopic dynamics remains to be established [12] and, on the other hand, that particles do not mutually interact. Nevertheless, in this Letter we show that upon interpreting the energy density as a pseudo-particle density, the above reasoning can be fruitfully applied to the HPG to find a convincing evidence that energy diffuses like in a Levy walk process[17], thus bridging two research lines that were so far basically disconnected from one another. As a further result, we are also able to establish that in the HPG, $\alpha = 1/3$ with a 1% accuracy.

The model consists in a chain of N point-like particles with alternating masses m_i lying on a segment of length L , $0 \leq x_i \leq L$ ($i = 1, \dots, N$), where $m_{2i} = m$, with ($i = 1, \dots, [N/2]$), and $m_{2i+1} = rm$, with ($i = 0, \dots, [(N-1)/2]$), where square brackets indicate the integer part. Due to the absence of intrinsic energy- and length-scales, we can fix them at wish. The only relevant parameter that cannot be scaled out is the mass ratio r . Without loss of generality, we set the *number density* $\nu \doteq N/L = 1$, the energy per particle $\varepsilon \equiv \langle m_i v_i^2 \rangle / 2 = 1$ (which, in turn, fixes the temperature, $k_B T \equiv 2$) and one of the two particle masses equal to 1. The dynamics of this model is very simple, since the velocities change only in the collisions between adjacent particles while the

updating rule is determined by the conservation laws of kinetic energy and linear momentum. By denoting with v_i (v'_i) the velocity before (after) a collision, the evolution equation amounts to

$$v'_i = v_j \pm \frac{1-r}{1+r}(v_i - v_j) \quad (1)$$

where a plus (minus) sign is selected depending whether i is even (odd) and $j = i \pm 1$. It is also interesting to notice that the positions x_i contribute only indirectly to the evolution, by determining the collision times. Such properties, plus the conservation of the particle ordering along the chain, allow simulating the dynamics with an *event driven* algorithm [8], that exploits the heap structure of the future collision times.

When $r = 1$, collisions just exchange particle velocities, that are, thereby, integrals of motion. Away from $r = 1$, the system is no longer integrable, but remains non-chaotic. In fact, since the evolution equation (1) is linear, it describes the dynamics of an infinitesimal perturbation $\delta v_i(t)$ as well. Therefore, the weighted Euclidean norm

$$Q = \sum_i \delta_{(2)}(i, t) \equiv \sum_i m_i (\delta v_i(t))^2 \quad (2)$$

of a generic perturbation in tangent space is conserved for the same reason that energy is conserved in the phase-space dynamics, and, *a fortiori* the maximum Lyapunov exponent cannot be larger than zero [8].

A more detailed characterization of the dynamics can be obtained from the spectrum $\Lambda(u)$ of convective Lyapunov exponents [13], which quantifies the space-time growth rate of a perturbation $\delta_{(2)}(i, t = 0) = \delta_{i,0}$ initially localized in $i = 0$ ($\delta_{i,j}$ is Kronecker δ function)

$$\Lambda(u) = \lim_{t \rightarrow \infty} \frac{1}{2} \log \delta_{(2)}(i = ut, t) . \quad (3)$$

$\Lambda(u)$ attains its maximum at $u = 0$, where it coincides with the maximum Lyapunov exponent. In a standard chaotic model, upon increasing $|u|$, $\Lambda(u)$ decreases until it crosses 0 at $u = u_s$, a value that has been shown to coincide with the sound velocity [14]. It is then interesting to understand how the scenario modifies in a non-chaotic model such as the HPG. Previous studies revealed a slow convergence to the asymptotic regime both when r is close to 1 and for $r \gg 1$ [8]. In order to avoid such problems we have chosen $r = 3$, but we can stress that the same scenario has been confirmed by a few simulations run for $r = 2$. The data reported in Fig. 1 shows that Λ converges to 0 for $u < u_c \approx 1.02$ (u_c has been determined by fitting the long-time behaviour of the secondary maximum of $\Lambda(u)$), while it becomes strictly negative at larger velocities. This is analogous to harmonic chains, where the exponential growth rate of a perturbation is strictly zero as long $|u|$ is smaller than the sound velocity [15].

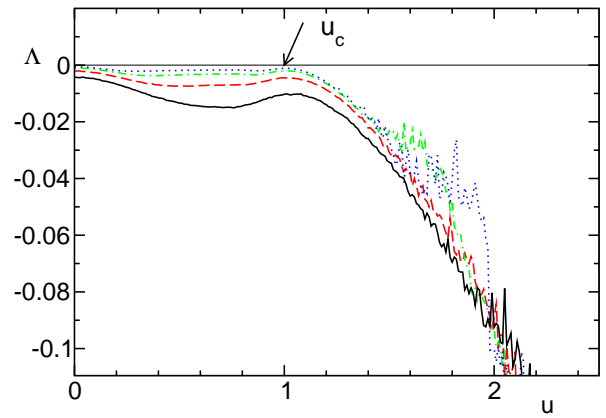


FIG. 1: Spectrum of comoving Lyapunov exponents at different times for $r = 3$; the chain length is $N=8190$. From bottom to top the curves have been obtained by comparing perturbations at times (100,200), (200,400), (400,800), (800,1200) and (800,1600). The perturbation amplitude has been averaged over 10^4 different realizations.

We have verified that u_c coincides, within the numerical error, with the sound velocity (determined from the position of the peaks in the structure function) at the very same temperature.

The very observation that $\Lambda(u) = 0$ within a finite velocity range implies a sub-exponential scaling and thereby suggests looking for a more accurate scaling Ansatz. The power-law hypothesis

$$\delta_{(2)}(i, t) \approx t^{-\gamma_1} \delta_{(2)}(i/t^{\gamma_2}), \quad i < u_c t \quad (4)$$

proves to be the correct choice. Because of the conservation law (2), we expect that temporal and spatial rates coincide with one another, namely $\gamma_1 = \gamma_2 = \gamma$. The value of γ can be estimated from the behaviour of $\delta_{(2)}(0, t)$ which appears to follow a clean power law (see circles in Fig. 2). A best fit (solid line) yields 0.606 ± 0.008 which strongly hints at $\gamma = 3/5$. By adopting this γ value in Eq. (4), the rescaled profiles $\delta_{(2)}$ are plotted in Fig. 3 at different times (without loss of generality, Q is set equal to 1). The scaling Ansatz (4) is finally validated by the extremely good overlap of the rescaled distributions in the interval delimited by the secondary peaks, observed in correspondence of the sound velocity u_s . It is interesting to notice that while the system-size $L = 8190$ allows obtaining a clean scaling behavior for the perturbation diffusion, direct simulations of the heat conductivity indicate that $L = 30,000$ is not large enough to obtain a looser estimate of the divergence rate [8, 9].

In view of the conservation law expressed by Eq. (2), it is tempting to interpret the perturbation profile $\delta_{(2)}(i, t)$ as a probability density function (pdf) and thereby compare our results with those expected for an ensemble of Levy walks [17]. A simple schematization of a Levy walk consists in a particle moving ballistically in between successive ‘‘collisions’’ whose time separation is

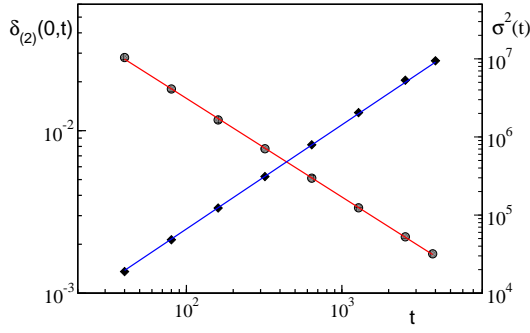


FIG. 2: Maximum height $\delta_{(2)}(0, t)$ of the infinitesimal perturbations profile (circles) and mean square displacement $\sigma^2(t)$ (diamonds) versus time.

distributed according to a power law, $\psi(t) \propto t^{-\mu-1}$ ($\mu > 0$ [18]), while their velocity is chosen from some symmetric distribution which, in the simplest setup, reduces to $\mathcal{P}(u) = (\delta(u-1) + \delta(u+1))/2$. The propagator (the pdf to find in x at time t , a particle initially localized at $x = 0$) of such a process is [19]

$$P(x, t) \propto \begin{cases} t^{-1/\mu} \exp\left(\frac{-ax^2}{t^{2/\mu}}\right) & |x| \lesssim t^{1/\mu} \\ tx^{-\mu-1} & t^{1/\mu} \lesssim |x| < t \\ t^{1-\mu} & |x| = t \\ 0 & |x| > t \end{cases} \quad (5)$$

It can be easily shown that, up to the length $|x| = t$, the propagator $P(x, t)$ scales as in Eq. (4) with the exponent $\gamma = 1/\mu$. The cutoff at $|x| = t$ is a consequence of the finite constant velocity and leads to sharp peaks at the outermost wings (see also the inset of Fig. 3, where the propagator for the Levy walk with $\mu = 1/\gamma = 5/3$ is compared with the direct simulation of the HPG). In fact, these peaks correspond to single flights during the observational time. The only relevant difference with the results of HPG simulations, namely the broad secondary peaks exhibited by $\delta_{(2)}$, disappears as soon as the δ -Dirac functions in the definition of $\mathcal{P}(u)$ are replaced by Gaussian distributions with a suitable width (see again the inset in Fig. 3).

As for the secondary peaks, a best fit of their height gives a decay as $t^{-1.15 \pm 0.03}$. This is to be confronted with the theoretical prediction $t^{1-\mu-1/\mu}$ [20] which, in this case amounts to $t^{-19/15}$. Much of the deviation is to be attributed to the not yet established asymptotic decay in the tail.

Let us now discuss the connection between dynamics in tangent space and energy diffusion. The latter process can be investigated from the evolution of an initially localized, finite perturbation $\Delta v_i(0)$,

$$\Delta E_i(t) = \frac{m_i}{2} (v_i(t) + \Delta v_i(t))^2 - \frac{m_i}{2} v_i^2(t) = m_i v_i(t) \Delta v_i(t) + \frac{m_i}{2} (\Delta v_i(t))^2, \quad (6)$$

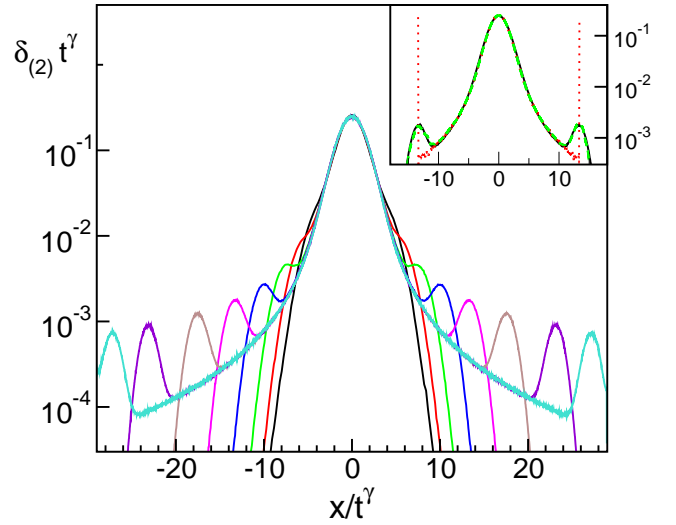


FIG. 3: Rescaled perturbation profiles at $t = 40, 80, 160, 320, 640, 1280, 2560,$ and 3840 (the width increases with time), for $\gamma = 3/5$. The profiles have been obtained by averaging over 10^4 realizations. In the inset, the profile at $t = 640$ (solid line) is compared with the propagators of a Levy walk for an exponent $\mu = \frac{5}{3}$ with a fixed velocity $u = 1$ (dotted line) and a Gaussian distribution with average equal to 1 and rms 0.036 (dashed line). In the last two cases, the propagators have been obtained by averaging over 10^8 different realizations.

and thereby performing an ensemble-average $\langle \Delta E_i(t) \rangle$ to get rid of statistical fluctuations. By directly computing $\langle \Delta E_i(t) \rangle$, we found that even after averaging over 10^4 realizations, it was not possible to obtain meaningful results on time scales shorter than those considered in the previous simulations. In fact, while an increasing accuracy is required to resolve tinier deviations, statistical fluctuations remain of order one at all times. Additionally, there are fluctuation amplifications due to Δv_i sudden jumps [21]. However, in the limit of infinitesimal perturbations, the probability of such jumps vanishes and the last term in the r.h.s. of Eq. (6) can be identified with $\delta_{(2)}$. As a consequence, not only the total energy of the perturbation is conserved, but because of Eq. (2), the sums of the two terms in the r.h.s. of Eq. (6) are separately conserved. Finally, if the perturbation is randomly chosen, $\langle \sum m_i v_i \delta v_i \rangle$ vanishes, so that the relevant properties of energy diffusion are captured by the pseudo-Euclidean norm of $\delta v_i(t)$.

Therefore, from the scaling behaviour for $\delta_{(2)}$ we can conclude that energy diffuses anomalously in the HPG. This can be also shown more directly, from the behaviour of the *mean square displacement* $\sigma^2(t) = \sum_i i^2 \delta_{(2)}(i, t)$, which is expected to scale as $\sigma^2(t) \propto t^\beta$. A best fit of our numerical data (see diamonds in Fig. 2) yields $\beta \approx 1.35$, a value in agreement with Ref. [8b]. Since in a Levy walk, the exponent β is equal to $3-\mu$, we expect $\beta = 4/3$, which thus confirms the validity of the Levy walk interpretation.

Energy superdiffusion can be finally related to the anomalous behaviour of κ , by exploiting the link established by linear response theory between heat conductivity and the decay of spontaneous fluctuations of the energy density [16]. By following Ref. [11], the divergence rate α of heat conductivity can be connected to the anomalous diffusivity exponent β through the simple relation $\alpha = \beta - 1 = 2 - \mu = 2 - 2/\gamma$, which implies $\alpha = 1/3$ in our case [22], a value in perfect agreement with the prediction of dynamical renormalization group [4].

The clean results summarized in the first three figures of this Letter are made possible by the peculiarity of HPG dynamics which allows for a strong reduction of statistical fluctuations. It should not be, however, forgotten the absence of exponential instabilities whose presence would have obliged to averaging over an exponentially growing number of trajectories. Therefore, one might suspect that the Levy-walk scenario is peculiar to the HPG, but this hypothesis contrasts the observation that the HPG scaling behaviour coincides with the predictions based on very general hydrodynamic arguments. On the other hand, if Levy walks generally occur in 1d systems, evidence for this behavior should be found in, e.g., truly chaotic models: however, the above mentioned numerical difficulties strongly suggest the need to define a completely new protocol to answer this question.

Let us now briefly discuss the origin of the anomalous behavior. The evolution in tangent space is fully determined by three elements: energy plus momentum conservation and the correlations between collisions. In Ref. [23], it was introduced a 1d model where the energy of each particle is randomly exchanged (with one of the two neighbors) in uncorrelated collision events. In such a simplified context it was rigorously proved that Fourier law is satisfied. It is thus natural to ask whether the diverging heat conductivity observed in the HPG is due by the additional conservation of momentum (which is absent in the model of Ref. [23]). By replacing the HPG collision pattern with a set of completely uncorrelated events, we found a normal behaviour. Therefore, we are led to conclude that the anomaly is entirely contained in the long-range correlations between collisions.

S. Lepri is acknowledged for useful discussions. This work is part of the project PRIN2003 *Order and chaos in nonlinear extended systems* funded by MIUR Italy.

-
- [1] S. Lepri, R. Livi, and A. Politi, Phys. Rev. Lett. **78** 1896 (1997).
 - [2] S. Lepri, R. Livi, and A. Politi, Phys. Rep. **377**, 1 (2003).
 - [3] A. Pereverzev, Phys. Rev. E **68** 056124 (2003).
 - [4] O. Narayan, S. Ramaswamy, Phys. Rev. Lett. **89** 200601. (2002).
 - [5] S. Lepri, R. Livi, and A. Politi, Phys. Rev. E **68** 067102 (2003).
 - [6] S. Lepri, private communication.
 - [7] T. Hatano, Phys. Rev. E **59** R1, (1999).
 - [8] P. Grassberger, W. Nadler and L. Yang, Phys. Rev. Lett. **89** 180601 (2002) and *nlin.CD/0203019*.
 - [9] G. Casati and T. Prosen Phys. Rev. E **67** 015203(R) (2003).
 - [10] D. Alonso, R. Artuso, G. Casati, and I. Guarneri, Phys. Rev. Lett. **82**, 1859 (1999); B. Li, L. Wang, and B. Hu, Phys. Rev. Lett. **88**, 223901 (2002); D. Alonso, A. Ruiz and I. de Vega, Phys. Rev. E **66**, 066131 (2002); B. Li, G. Casati, and J. Wang, Phys. Rev. E. **67**, 021204 (2003).
 - [11] S. Denisov, J. Klafter, and M. Urbakh, Phys. Rev. Lett. **91** 194301 (2003).
 - [12] M. F. Shlesinger, G. M. Zaslavsky, and J. Klafter, Nature **363**, 31 (1993).
 - [13] R. Deissler and K. Kaneko Phys. Lett. A **119** 397 (1987).
 - [14] G. Giacomelli, R. Hegger, A. Politi, and M. Vassalli, Phys. Rev. Lett. **85** 3616 (2000).
 - [15] M. Vassalli, Laurea Thesis (1999).
 - [16] B.J. Palmer, Phys. Rev. E **49**, 2049 (1994).
 - [17] A. Blumen, G. Zumofen and J. Klafter, Phys. Rev. A **40** 3964 (1989).
 - [18] Here, we are interested in the interval $1 < \mu < 2$, which corresponds to superdiffusive Lévy walks [17].
 - [19] J. Klafter and G. Zumofen, Physica A **196** 102 (1993).
 - [20] By considering that the peak is positioned in $z \approx t^{1/\mu-1}$, the probability distribution decays as $z^{-1/\mu-1}$, the remaining area is on the order of $\zeta^{-1/\mu}$. The result follows by reminding the scaling of the y axis and assuming, as confirmed by numerics that the peak does not broaden.
 - [21] In the HPG, thermalization is induced by discontinuities in the evolution rule [P. Cipriani and A. Politi, unpublished] which act very much as in “stable chaos”, where an irregular behaviour arises and persists even in the presence of a negative maximum Lyapunov exponent [A. Torcini, P. Grassberger, and A. Politi, J. Phys. A **27**, 4533 (1995)].
 - [22] In [B. Li and J. Wang, Phys. Rev. Lett. **91** 044301 (2003)], a different formula, $\alpha = 2 - 2/\mu$, is proposed that would yield $\alpha = 1/2$. However, as shown in [R. Metzler and I.M. Sokolov, Phys. Rev. Lett. **92**, 089401 (2004)], such a relation is based on an improper expression for the mean first passage time.
 - [23] C. Kipnis, C. Marchioro, and E. Presutti, J. Stat. Phys. **27**, 65 (1982).

† On leave from Istituto dei Sistemi Complessi – Sezione di Firenze, CNR Largo E. Fermi 6, Firenze, I-50125 Italy