

Kink Structure in the Quasiparticle Band of Doped Hubbard Systems

Yoshiro KAKEHASHI^{1*} and Peter FULDE^{2†}

¹*Department of Physics and Earth Sciences, Faculty of Science, University of Ryukyus, 1 Senbaru, Nishihara, Okinawa 903-0213, Japan*

²*Max-Planck-Institut für Physik komplexer Systeme, Nöthnitzer Str. 38, D-01187 Dresden, Germany*

By making use of the self-consistent projection operator method with high-momentum and high-energy resolutions, we find a kink structure in the quasiparticle excitation spectrum of the two-dimensional Hubbard model in the underdoped regime. The kink is caused by a mixing between the quasiparticle state and excitations with short-range antiferromagnetic order. We suggest that this might be the origin of the strong concentration dependence of the 'kink' found in $\text{La}_{2-x}\text{Sr}_x\text{CuO}_4$ ($x = 0.03 - 0.07$).

KEYWORDS: kink, quasiparticle excitations, Hubbard model, ARPES, cuprate, LSCO

Recent high-resolution photoemission experiments show that there is a well-defined 'kink' in the quasiparticle band dispersion of high- T_c cuprates, whose energy scale is $\omega_{\text{kink}} = 60 - 70$ meV in both the normal and superconducting states.¹⁻³ The kink along the nodal direction was found to have a universal feature,² i.e., the Fermi velocity v_F in the low-energy region ($|\omega| < \omega_{\text{kink}}$) is not sensitive to the type of cuprates, doping concentration, and isotope substitution,⁴ although v_F in the high-energy regime ($|\omega| > \omega_{\text{kink}}$) strongly depends on the latter. Various theoretical explanations for the kink have been attempted from two different points of view. One type of theory relies on the coupling of an electronic quasiparticle to the spin fluctuation resonance mode observed in inelastic neutron scattering experiments.^{5,6} Another relies on a coupling to phonons, particularly to the longitudinal optical phonon mode found in neutron experiments.^{2,3} The latter approach raised again the fundamental question on the mechanism underlying high- T_c superconductivity in cuprates, i.e., electron- or phonon-mediated. Although the reliability of these theories is under debate and the improvements of these theories are in progress,^{7,8} it has not yet been seriously studied whether or not the kink in the quasiparticle state can be solely of electronic origin. We deal with this problem in the present letter and report the appearance of a kink due to long-range electron correlations in the two-dimensional (2D) Hubbard model for small doping concentrations.

The difficulty in the present problem is that the perturbation approach is not applicable to cuprates because of strong electron correlations. Therefore, advanced theories such as the Lanczos method,⁹ the quantum Monte-Carlo (QMC) method,¹⁰⁻¹² and dynamical cluster approximation (DCA),^{13,14} have been applied to the cuprate system. They clarified the global structure of the single-particle excitation spectrum in the 2D Hubbard model. A detailed structure of the low-energy excitations at low temperatures, however, has not been derived because of the limited resolutions in both momentum and energy and the limited range of intersite

electron correlations inherent in the cluster approaches. In particular, a high resolution is indispensable for theoretical investigations of the kink. In order to overcome these difficulties, we have recently developed the self-consistent projection operator method (SCPM) on the basis of the retarded Green function.^{15,16} The method is suitable for the present purpose because it allows for calculating self-energy with high-momentum and high-energy resolutions, and self-consistently taking into account the long-range intersite correlations by using an incremental cluster expansion and an effective medium. The results presented here were obtained by this method.

We apply the 2D Hubbard model on the square lattice using the nearest-neighbor electron hopping parameter t and intra-atomic Coulomb interaction parameter U . The single-particle excitation energy spectrum is obtained from the retarded Green function

$$G_{\mathbf{k}}(z) = \frac{1}{z - \epsilon_{\mathbf{k}} - \Lambda_{\mathbf{k}}(z)}. \quad (1)$$

Here, $z = \omega + i\delta$, where δ is a positive infinitesimal number, and $\epsilon_{\mathbf{k}}$ is the Hartree-Fock one-electron energy dispersion measured from Fermi energy. In the SCPM, the momentum-dependent self-energy $\Lambda_{\mathbf{k}}(z)$ is calculated from the Fourier transform of nonlocal memory functions M_{ij} as

$$\Lambda_{\mathbf{k}}(z) = U^2 \sum_j M_{j0}(z) \exp(i\mathbf{k} \cdot \mathbf{R}_j). \quad (2)$$

Note that \mathbf{R}_j is the position vector of site j . High-momentum and high-energy resolutions are achieved by taking into account the off-diagonal terms $M_{ij}(z)$ up to infinity.

We calculate $M_{ij}(z)$ by means of an incremental cluster expansion in an effective medium with a coherent potential $\tilde{\Sigma}(z)$. Within the two-site approximation, the $M_{ij}(z)$ are given by $M_{ii}(z) = M_{ii}^{(i)}(z) + \sum_{l \neq i} (M_{ii}^{(il)}(z) - M_{ii}^{(i)}(z))$ and $M_{i \neq j}(z) = M_{i \neq j}^{(ij)}(z)$. $M_{ii}^{(i)}(z)$ and $M_{i \neq j}^{(ij)}(z)$ are the matrix elements of the cluster memory matrices defined by $M_{lm}^{(c)}(z) = [\hat{M}^{(c)}(1 - \mathbf{L}^{(c)} \cdot \hat{M}^{(c)})^{-1}]_{lm}$ ($c = i, ij$). Here, $\mathbf{L}^{(c)}(z)$ is a 1×1

*E-mail address: yok@sci.u-ryuky.ac.jp

†E-mail address: fulde@mpipks-dresden.mpg.de

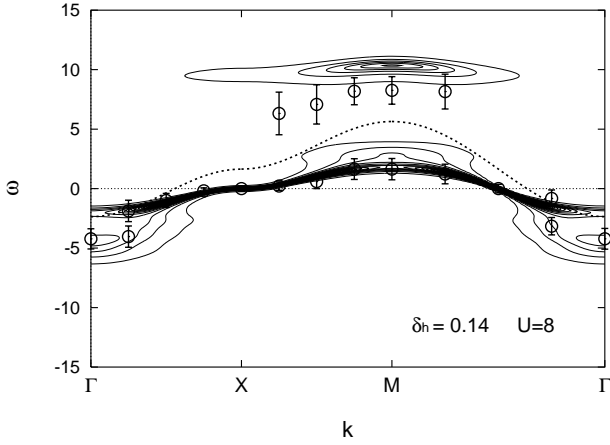


Fig. 1. Excitation spectra along high symmetry line calculated at hole concentration $\delta_h = 0.14$, $U = 8$, and $T = 0$. $\Gamma = (0, 0)$, $X = (0, \pi)$, and $M = (\pi, \pi)$ in units of the lattice constant. The energy unit is chosen so that the nearest-neighbor transfer integral is one. Open circles with error bars are the results obtained by the QMC method¹² at $T = 0.33$. The dashed curve shows the Hartree-Fock contribution ϵ_k .

(for $c = i$) or (2×2) ($c = (ij)$) cluster Liouvillean, whose diagonal matrix elements are given by $L^{(i)}(z) = U(1 - 2\langle n_{i-\sigma} \rangle) / [\langle n_{i-\sigma} \rangle (1 - \langle n_{i-\sigma} \rangle)]$ using an average electron number $\langle n_{i\sigma} \rangle$ with spin σ on site i . The screened memory matrix element $\hat{M}_{ij}^{(c)}(z)$ is obtained using renormalized perturbation theory¹⁵ as

$$\hat{M}_{ij}^{(c)}(z) = A_{ij} \int \frac{d\epsilon d\epsilon' d\epsilon'' \tilde{\rho}_{ij}^{(c)}(\epsilon) \tilde{\rho}_{ij}^{(c)}(\epsilon') \tilde{\rho}_{ji}^{(c)}(\epsilon'') \chi(\epsilon, \epsilon', \epsilon'')}{z - \epsilon - \epsilon' + \epsilon''}, \quad (3)$$

where $A_{ii} = [\langle n_{i-\sigma} \rangle (1 - \langle n_{i-\sigma} \rangle)] / [\langle n_{i-\sigma} \rangle_c (1 - \langle n_{i-\sigma} \rangle_c)]$ and $A_{i \neq j} = 1$. Furthermore, $\langle n_{i\sigma} \rangle_c = \int d\epsilon \tilde{\rho}_{ii}^{(c)}(\epsilon) f(\epsilon)$ with the Fermi distribution function $f(\epsilon)$. Moreover, $\chi(\epsilon, \epsilon', \epsilon'') = f(-\epsilon)f(-\epsilon')f(\epsilon'') + f(\epsilon)f(\epsilon')f(-\epsilon'')$. The matrix $\tilde{\rho}_{ij}^{(c)}(\epsilon)$ is the density of states of a system with an empty site i (or sites i and j) embedded in a medium $\tilde{\Sigma}(z)$. The latter is determined self-consistently by means of the coherent potential approximation (CPA) equation.¹⁸ We note that the self-energy obtained using eq. (3) yields the second-order perturbation theory in the limit of a small U and reduces to the exact result in the limit of a large U . In the intermediate coupling regime, we find a quantitative agreement of quasi-particle bands between the SCPM and QMC method as will be shown below.

In the numerical calculations, we adopted the two-site approximation and took into account intersite correlations up to the 50th nearest neighbor site. Moreover, we assumed excitations from the paramagnetic ground state (*i.e.*, the normal state). Figure 1 shows the momentum-dependent excitation spectrum of a doped Hubbard system for an intermediate Coulomb interaction strength $U = 8|t|$ at $T = 0$ and a hole concentration $\delta_h = 0.14$. The excitations consist of an upper Hubbard band around the M (π, π) point, incoherent excitations at the Γ point with an energy $\omega \sim 4|t|$ as traces of the lower Hubbard band, and the quasi-particle

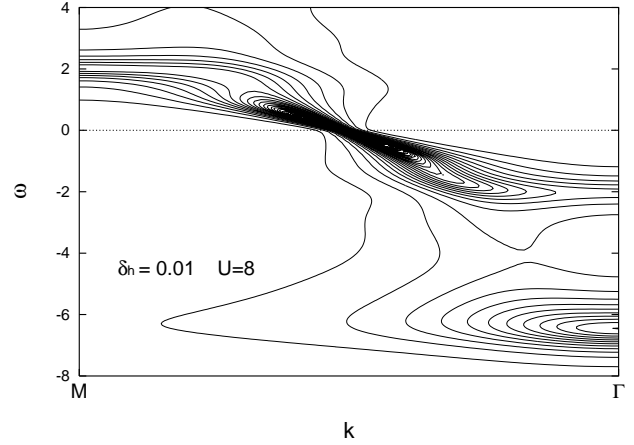


Fig. 2. Contour map of excitation spectrum along nodal direction at $\delta_h = 0.01$

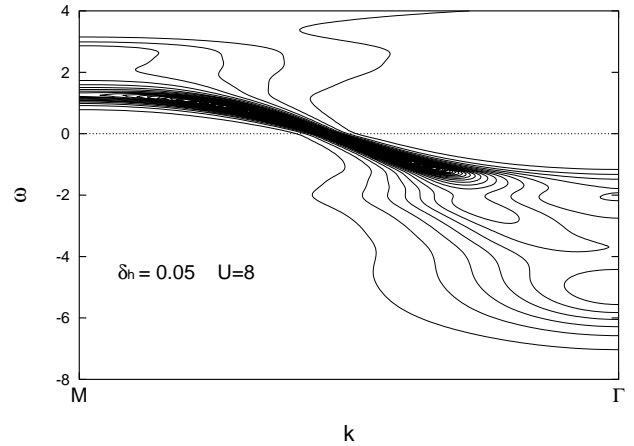


Fig. 3. Contour map of excitation spectrum along nodal direction at $\delta_h = 0.05$

band near the Fermi level. We emphasize that the quasi-particle band agrees well with that obtained by the QMC method¹² for the same value of U . We do not find, however, any kink in the quasi-particle dispersion in the optimal doping regime, although the resolution of our results is much improved as compared with that obtained by the QMC method.

We have examined the details of momentum dependent excitations along the nodal direction $((0, 0) - (\pi, \pi))$ from the underdoped to the overdoped regime. Figure 2 shows the results for a doping concentration of $\delta_h = 0.01$. We find here a kink at $|\mathbf{k}| = 0.5\pi$ and $\omega_{\text{kink}} = -0.8|t|$. The kink becomes weaker with increasing doping concentration and the velocity ratio of the high-energy part to the low-energy one (v'_F/v_F) at the kink position becomes smaller (*e.g.*, $v'_F/v_F = 1.8$ for $\delta_h = 0.01$, and $v'_F/v_F = 1.5$ for $\delta_h = 0.02$), while the position hardly changes with δ_h . As shown in Fig. 3, the kink disappears for $\delta_h = 0.05$. This occurs together with a collapse of the lower Hubbard band.

It should be noted that in Fig. 2 the flat band exists at $\omega = \pm 2.0|t|$ because of the excitations due to short-

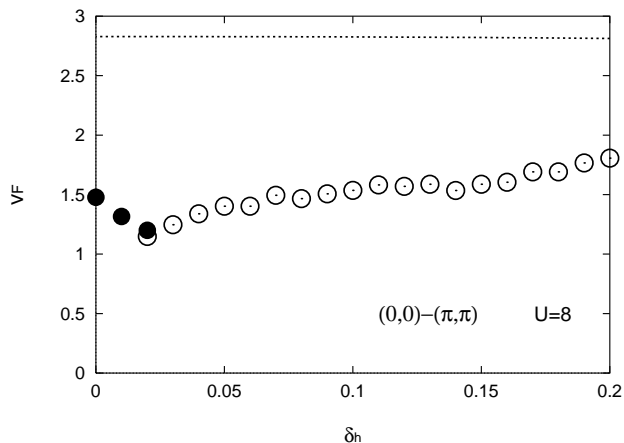


Fig. 4. Fermi velocity along nodal direction as function of hole concentration. Closed circles denote the velocity in the marginal Fermi liquid state, while open circles indicate the velocity in the normal Fermi liquid state. The dashed line is the result for a noninteracting system.

range magnetic order (*i.e.*, a precursor of the gap formation due to antiferromagnetic correlations).^{11,13} The kink at $\omega_{\text{kink}} = -0.8|t|$ is caused by a mixing between the quasiparticle state and magnetic excitations. Recently, we have reported that a marginal Fermi liquid¹⁷ (MFL)-like behavior is found in the underdoped region ($\delta_h \lesssim 0.03$) away from half-filling because of a pinning of Fermi energy to the van Hove anomaly due to a transfer of spectral weight from the lower Hubbard band to the upper one.¹⁸ Antiferromagnetic correlations should be enhanced in this region because of nesting. The kink behavior appears in this region $\delta_h \lesssim 0.03$. On the other hand, the lower Hubbard band collapses when $\delta_h \gtrsim 0.03$. The MFL-like state with antiferromagnetic correlations changes to a normal Fermi liquid state and the kink disappears, as noted in Fig. 3. The calculated Fermi velocity along the Γ -M line is presented in Fig. 4. The velocity shows a weak concentration dependence, and the renormalization factor of the Fermi velocity is about 1.8 from the underdoped region to the overdoped one.

We have also examined in detail excitations along Γ -X-M. Because of the van Hove singularity, the quasiparticle band around the X point is quite flat. We do not find a kink behavior in this flat band region. The mixing between the quasiparticle band and the band of the magnetic excitations takes place away from the linear dispersion regime near the Fermi level, *i.e.*, $(|\mathbf{k}|, \omega) = (0.5\pi, -1.2)$ on the Γ -X line. Because both bands are flat, it is not clear whether this region contains a kink.

The present model is too simple for attempting a comparison with the experimental data. Nevertheless, it is plausible that the kink is enhanced with decreasing doping concentration because of the development of short-range antiferromagnetic order. We speculate that the strong concentration dependence of the kink in $\text{La}_{2-x}\text{Sr}_x\text{CuO}_4$ (LSCO)^{3,19} may be caused by the

present mechanism. In fact, we obtain for the characteristic kink energy $\omega_{\text{kink}} = 70$ meV when we choose the transfer integral so that the calculated Fermi velocity along the nodal direction agrees with the observed one ($1.8 \text{ eV}\cdot\text{\AA}$). The value for ω_{kink} agrees well with the experimental one (60-70 meV).¹⁹

In summary, we have investigated the quasiparticle band in the doped 2D Hubbard model on the basis of the SCPM with high-momentum and high-energy resolutions. We find a kink along the nodal direction $(0,0) - (\pi,\pi)$ in the range of doping concentrations $0 < \delta_h \lesssim 0.03$ where the MFL behavior persists. It is caused by a mixing between the quasiparticle excitations and magnetic excitations with short-range antiferromagnetic order. The kink decays rapidly with the decrease in antiferromagnetic correlations. We speculate that the kink in the underdoped regime of LSCO may be due to the present mechanism.

Acknowledgements

The authors would like to thank Drs. J. Fink and O. Gunnarsson for valuable discussions.

- 1) P. V. Bodanov, A. Lanzara, S. A. Keller, X. J. Zhou, E. D. Lu, W. J. Zheng, G. Gu, J. -I. Shimoyama, K. Kishio, H. Ikeda, R. Yoshizaki, Z. Hussain and Z. X. Shen: Phys. Rev. Lett. **85** (2000) 2581.
- 2) A. Lanzara, P. V. Bogdanov, X. J. Zhou, S. A. Keller, D. L. Feng, E. D. Lu, T. Yoshida, H. Eisaki, A. Fujimori, K. Kishio, J. -I. Shimoyama, T. Noda, S. Uchida, Z. Hussain and Z. -X. Shen: Nature **412** (2001) 510.
- 3) T. Cuk, D.H. Lu, X.J. Zhou, Z.-X. Shen, T.P. Devereaux and N. Nagaosa: Phys. Stat. Sol. (b) **242** (2005) 11.
- 4) G.-H. Gweon, T. Sasagawa, S.Y. Zhou, J. Graf, H. Takagi, D.-H. Lee and A. Lanzara: Nature **430** (2004) 187.
- 5) M. Eschrig and M. R. Norman: Phys. Rev. Lett. **85** (2000) 3261; Phys. Rev. Lett. **89** (2002) 277005.
- 6) P. D. Johnson, T. Valla, A. V. Fedorov, Z. Yusof, B. O. Wells, Q. Li, A. R. Moodenbaugh, G. D. Gu, N. Koshizuka, C. Kendziora, Sha Jian and D. G. Hinks: Phys. Rev. Lett. **87** (2001) 177007.
- 7) E. Schachinger, J. J. Tu and J.P. Carbotte: cond-mat/0304029.
- 8) S. Ishihara and N. Nagaosa: Phys. Rev. B **69** (2004) 144520.
- 9) E. Dagotto: Rev. Mod. Phys. **66** (1994) 763.
- 10) N. Bulut, D. J. Scalapino and S. R. White: Phys. Rev. Lett. **73** (1994) 748; **72** (1994) 705; Phys. Rev. **50** (1994) 7215.
- 11) R. Preuss, W. Hanke and W. von der Linden: Phys. Rev. Lett. **75** (1994) 1344.
- 12) C. Gröber, R. Eder and W. Hanke: Phys. Rev. B **62** (2000) 4336.
- 13) M. Jarrell, Th. Maier, C. Huscroft and S. Moukouri: Phys. Rev. B **64** (2001) 195130.
- 14) Th. A. Maier, Th. Pruschke and M. Jarrell: Phys. Rev. B **66** (2002) 075102.
- 15) Y. Kakehashi and P. Fulde: Phys. Rev. B **70** (2004) 195102.
- 16) Y. Kakehashi: Adv. Phys. **53** (2004) 497.
- 17) C. M. Varma, P. B. Littlewood, S. Schmitt-Rink, E. Abrahams and A. E. Ruckenstein: Phys. Rev. Lett. **63** (1989) 1996.
- 18) Y. Kakehashi and P. Fulde: Phys. Rev. Lett. **94** (2005) 156401.
- 19) X. J. Zhou, J. Shi, T. Yoshida, T. Cuk, W. L. Yang, V. Brouet, J. Nakamura, N. Mannella, S. Komiya, Y. Ando, F. Zhou, W. X. Ti, J. W. Xiong, Z. X. Zhao, T. Sasagawa, T. Kakeshita, E. Eisaki, S. Uchida, A. Fujimori, Z. Zhang, E. W. Plummer, R. B. Laughlin, Z. Hussain and Z. -X. Shen: cond-mat/0405130.