

# Uniaxial pressure dependencies of the phase boundary of $\text{TlCuCl}_3$

N. Johannsen <sup>a</sup>, A. Oosawa <sup>b</sup>, H. Tanaka <sup>c</sup>, A. Vasiliev <sup>d</sup>, and T. Lorenz <sup>a,\*</sup>

<sup>a</sup>*II. Physikalisches Institut, Universität zu Köln, Zùlpicher Str. 77, 50937 Köln, Germany*

<sup>b</sup>*Advanced Science Research Center, Japan Atomic Energy Research Institute, Tokai, Ibaraki 319-1195, Japan*

<sup>c</sup>*Department of Physics, Tokyo Institute of Technology, Oh-okayama, Meguro-ku, Tokyo 152-8551, Japan*

<sup>d</sup>*Department of Low Temperature Physics, Moscow State University, Moscow 119992, Russia*

## Abstract

We present a thermal expansion and magnetostriction study of  $\text{TlCuCl}_3$ , which shows a magnetic-field induced transition from a spin gap phase to a Néel ordered phase. Using Ehrenfest relations we derive huge and strongly anisotropic uniaxial pressure dependencies of the respective phase boundary, e.g. the transition field changes by about  $\pm 185\%$ /GPa depending on the direction of uniaxial pressure.

*Key words:* magnetoelastic coupling, low-dimensional magnets, Bose-Einstein condensation

*PACS:* 75.30.Kz, 75.80.+q, 65.40.De

The magnetic subsystem of  $\text{TlCuCl}_3$  may be viewed as a set of three-dimensionally coupled spin dimers with a singlet ground state. Due to the rather strong interdimer couplings the first excited triplet state has a pronounced dispersion and as a consequence the minimum spin gap  $\Delta \simeq 8$  K is significantly smaller than the intradimer coupling  $J \simeq 64$  K.[1] Thus a magnetic field of about 6 T is sufficient to close  $\Delta$ . Above 6 T a field-induced Néel order with transverse staggered magnetization is observed,[2] which has been described by a Bose-Einstein condensation of magnons.[1] The ground state of  $\text{TlCuCl}_3$  is very sensitive to pressure, hydrostatic pressure of order 0.5 GPa is sufficient to induce the Néel order already in zero magnetic field.[3] In order to obtain more information about this drastic influence of pressure we performed high-resolution measurements of the thermal expansion  $\alpha_i = \partial \ln L_i / \partial T$  and the magnetostriction  $\epsilon_i = (L_i(H) - L_i(0)) / L_i(0)$  and derive the uniaxial pressure dependencies of the transition temperatures and fields.

Fig. 1 shows  $\alpha_i$  perpendicular to the (010) and (102) cleavage planes of  $\text{TlCuCl}_3$  measured for different

magnetic fields. In zero field  $\alpha_{010}$  ( $\alpha_{102}$ ) shows a broad maximum (minimum) around 18 K. This anomalous temperature dependence can be traced back to a Schottky anomaly of  $\alpha_i$  due to the thermal population of the triplet state with  $\Delta$  depending on uniaxial pres-

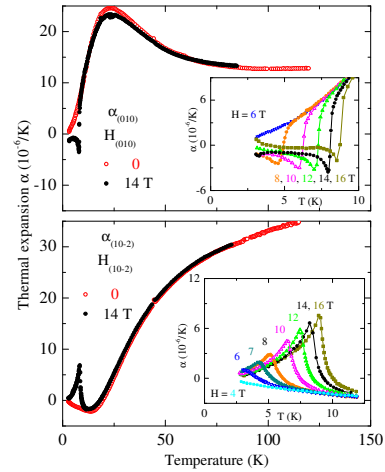


Fig. 1. Thermal expansion  $\alpha_i$  perpendicular to the (010) and the (102) cleavage planes of  $\text{TlCuCl}_3$  for different magnetic fields ( $H \parallel \alpha_i$ ).

\* Corresponding author:

Email address: lorenz@ph2.uni-koeln.de (T. Lorenz).

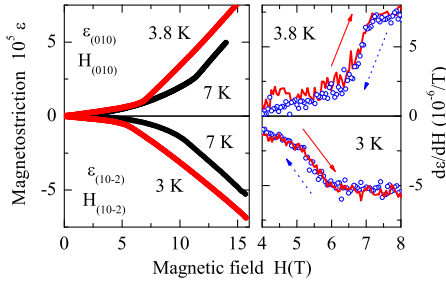


Fig. 2. Left: Longitudinal magnetostriction  $\epsilon_i$  ( $H||\epsilon_i$ ) perpendicular to the (010) and the  $(10\bar{2})$  cleavage planes of  $\text{TiCuCl}_3$  at different temperatures. Right: Field derivatives  $\partial\epsilon_i/\partial H$  from the measurements with increasing (—) and decreasing (o) field.

sure  $p_i$ . The opposite signs signal that  $\partial\Delta/\partial p_{010} > 0$  and  $\partial\Delta/\partial p_{10\bar{2}} < 0$ . A magnetic field hardly changes  $\alpha_i$  above about 10 K, but for lower  $T$  well-defined anomalies develop for  $H > 6$  T, which arise from the above-mentioned Néel order. The anomalies are of opposite signs for both directions. Fig. 2 displays representative magnetostriction measurements. The field-induced Néel order causes a kink in  $\epsilon_i$  leading to a jump-like change of  $\partial\epsilon_i/\partial H$  (again of opposite signs). The  $\partial\epsilon_i/\partial H$  curves obtained with increasing and decreasing field hardly differ from each other and we do not detect a hysteresis of  $H_c$ . Thus, our data agree with the expected behavior of a second-order phase transition and disagree with an ultrasound study showing a large hysteresis of order 0.5 T for  $H_c$ . [4]

The phase diagram obtained from our data (Fig. 3) well agrees with previous results. [5] A power-law fit of the form  $(g/2)[H_c(T) - H_c(0)] \propto T^\Phi$  yields  $\Phi = 2.6$  and  $H_c(0) = 5.6$  T (with the  $g$  factor for the respective field direction [5]). The value of  $\Phi$  agrees with that obtained by Quantum Monte Carlo (QMC) simulations. [6] The QMC studies also reveal that  $\Phi$  sensitively depends on the temperature range of the fit, what may explain why the experimental  $\Phi$  obtained at finite  $T$  is much larger than the expected critical exponent  $\Phi = 1.5$  at  $T \rightarrow 0$  K for a Bose-Einstein condensation.

Using Ehrenfest relations our data together with specific heat ( $C_p$ ) and magnetization ( $M$ ) data allow to calculate the uniaxial pressure dependencies

$$\frac{\partial T_c}{\partial p_i} = V_m T_c \frac{\Delta\alpha_i}{\Delta C_p} \quad \text{and} \quad \frac{\partial H_c}{\partial p_i} = V_m \frac{\Delta \frac{\partial \epsilon_i}{\partial H}}{\Delta \frac{\partial M}{\partial H}}. \quad (1)$$

Here,  $V_m$  is the molar volume,  $\Delta\alpha_i$  is the anomaly size of  $\alpha_i$  (see Fig. 1) and  $\Delta C_p$  that of  $C_p$  [5],  $\Delta \frac{\partial \epsilon_i}{\partial H}$  is the slope change of  $\epsilon_i$  at  $H_c$  (see Fig. 2) and  $\Delta \frac{\partial M}{\partial H}$  that of  $M$  [7]. In Fig. 3 we show some expected  $T_c$  and  $H_c$  values for a hypothetical uniaxial pressure  $p_i = 0.1$  GPa with  $p_i$  perpendicular to the (010) ( $\blacktriangle$ ) and  $(10\bar{2})$  ( $\blacktriangledown$ ) planes. The Néel phase is strongly destabilized by  $p_{010}$  and stabilized by  $p_{10\bar{2}}$ . The dashed lines represent power-law fits of the pressure-shifted phase

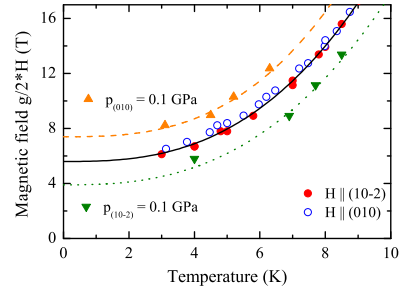


Fig. 3. Phase diagram of  $\text{TiCuCl}_3$  from the magnetostriction and thermal expansion measurements perpendicular to the (010) ( $\circ$ ) and  $(10\bar{2})$  ( $\bullet$ ) planes. The triangles display the calculated shift of  $T_c$  and  $H_c$  values for a uniaxial pressure of 0.1 GPa perpendicular to (010) ( $\blacktriangle$ ) and  $(10\bar{2})$  ( $\blacktriangledown$ ). The lines are power-law fits of the phase boundaries.

boundaries. Their extrapolations to  $T = 0$  K yield for the ambient-pressure spin gap  $\Delta = g\mu_B H/k_B \simeq 7.5$  K and huge values for its uniaxial pressure dependencies:  $\partial \ln \Delta / \partial p_{10\bar{2}} \simeq -180\%/\text{GPa}$  and  $\partial \ln \Delta / \partial p_{010} \simeq +190\%/\text{GPa}$ . The respective signs of  $\partial \ln \Delta / \partial p_i$  agree to those of the Schottky anomalies of  $\alpha_i$ . Hydrostatic pressure also strongly stabilizes the Néel phase, [3] but due to the opposite signs the  $\partial \ln \Delta / \partial p_i$  nearly cancel each other. Thus we conclude that uniaxial pressure parallel to the [201] direction, which is perpendicular to both of our measurement directions, will also strongly decrease  $\Delta$ . Analyzing the relation between the uniaxial pressure dependencies of  $\Delta$  and of the magnetic susceptibility around 30 K yields that both arise from a pressure-dependent intradimer coupling. [8]

In summary, the field- and temperature-dependent changes of different lattice constants yield huge and strongly anisotropic uniaxial pressure dependencies of the spin gap leading to drastic changes of the phase diagram of  $\text{TiCuCl}_3$ .

This work was supported by the DFG via SFB 608.

## References

- [1] T. Nikuni et al, Phys. Rev. Lett. **84** (2000) 5868; M. Matsumoto et al, Phys. Rev. Lett. **89** (2002) 077203; Ch. Rüegg et al, Nature **423** (2003) 62.
- [2] H. Tanaka et al, J. Phys. Soc. Japan **70** (2001) 939; A. Oosawa et al, Phys. Rev. B **66** (2002) 104405.
- [3] A. Oosawa et al, J. Phys. Soc. Japan **72**, (2003) 1026; H. Tanaka et al, Physica B **329** (2003) 697.
- [4] E. Ya. Sherman et al, Phys. Rev. Lett. **91** (2003) 057201.
- [5] A. Oosawa et al, Phys. Rev. B **63**, 134416 (2001).
- [6] S. Wessel et al, Phys. Rev. Lett. **87** (2001) 206407; O. Nohadani et al, Phys. Rev. B **69** (2004) 220402(R).
- [7] W. Shiramura et al, J. Phys. Soc. Japan **66** (1997) 1900.
- [8] N. Johannsen et al, Phys. Rev. Lett. **95** (2005) 017205.