

Time dynamic of Fourier modes in turbulence: Sweeping effect, long-time correlations and time intermittency

C. Poulain, N. Mazellier, Y. Gagne, and C. Baudet
Laboratoire des Ecoulements Géophysiques et Industriels
LEGI 38041 Grenoble, Cedex 9, France
(dated: December 25, 2021)

We present an experimental study of the typical time scales of spatial Fourier modes of the vorticity in turbulence. Measurements of time auto-correlation functions, for well defined spatial wavenumbers k , reveal that vorticity exhibits two characteristic times: a short one depending on the inverse of the wavenumber, which can be interpreted as a manifestation of the sweeping effect (random advection), and a larger one, independent of k , of the order of the integral time scale of the flow. In a second step, we show that two different vorticity Fourier modes with wavenumbers k and k^0 are long-time cross-correlated, whatever the spectral gap $k - k^0$. The existence of a significant cross-correlation between scales, indicates a strong statistical dependence between scales, at variance with the original Kolmogorov theory (1941). This long-time correlation, closely related to the integral forcing time, could be ascribed to some evidence of time intermittency, associated with fluctuations in time of the energy injected at large scales and resulting in a lack of global scale invariance of the dynamical properties of the turbulent flow.

PACS numbers: 47.27.Gs, 47.32.Cc, 43.28.-g

Statistical intermittency, responsible for a lack of statistical global scale invariance, remains one of the main puzzling features of turbulence, still unresolved [1]. At the experimental level, following Kolmogorov initial prediction [2], the evolution across scales of the turbulence statistical properties can be traced by computing the spatial velocity increments, $u_r(\mathbf{x};t) = u(\mathbf{x} + \mathbf{r};t) - u(\mathbf{x};t)$. Usually, one resorts to hot-wire anemometry providing Eulerian measurements of the longitudinal velocity component at one point \mathbf{x}_0 along time t . Scale dependence is then recovered by mapping time increments τ of the Eulerian signal onto spatial increments $\mathbf{r} = \mathbf{U}_{avg} \tau$ according to the Taylor hypothesis of frozen turbulence [1]: $u_r(t) = u(\mathbf{x}_0; t) - u(\mathbf{x}_0; t - \mathbf{r} \cdot \mathbf{U}_{avg})$. In this context (spatial intermittency), and according to Kolmogorov refined similarity hypothesis [1, 3], statistical intermittency is the consequence of the strong spatial heterogeneity (possibly multifractality) of the local energy transfer rate, related to some kind of multiplicative cascade process of the turbulent energy across scales. In the spirit of Kolmogorov approach, the energy transfer rate is also expected to display strong time fluctuations, reflecting unavoidable fluctuations of the energy injected at large scales. Recently, it has been suggested [4], that the study of dynamical multiscaling (time dependence of the velocity structure functions) could be of valuable help for a better comprehension of turbulence intermittency. Unfortunately, as implicitly stated by the Taylor hypothesis, the statistics of Eulerian velocity increments are strongly dominated by the spatial features of the flow and thus, weakly sen-

sitive to its time fluctuations. Actually, it is generally accepted that the latter fact is a direct consequence of the random character of the advection by the large scale flow, past any Eulerian probe, of the whole velocity field (the so-called sweeping effect [5, 6]).

An alternate and efficient way to study statistical scale dependence is to rely on a spatial Fourier analysis of the field of interest [7, 8]. Spectral measurements, based on wave scattering experiments are commonly used in various domains of research in physics, starting with phase transitions and critical phenomena in condensed matter physics where light and neutron scattering techniques are largely widespread. It is now well established on both theoretical [9, 10] and experimental basis [11], that acoustic waves propagating in a turbulent medium can be scattered by vorticity fluctuations. As in any scattering experiments, it may be shown [10] that, due to the coherent average of the waves scattered by the vorticity distribution, the overall scattered amplitude $p_{scatt}(t)$ is linearly related to the spatial Fourier transform of the vorticity field according to :

$$p_{scatt}(t) / \epsilon_0 \mathbf{k}; t = p_0(t) \quad (1)$$

where

$$\epsilon_0 \mathbf{k}; t = \frac{1}{V_{scatt}} \int \int \int \mathbf{v}(\mathbf{x}; t) e^{i \mathbf{k} \cdot \mathbf{x}} d^3 \mathbf{x} \quad (2)$$

the scattering wavevector \mathbf{k} being a function of the incoming sound frequency ω_0 and the scattering angle θ :

$$\mathbf{k} = k_0 \sin(\theta/2) = c \mathbf{x} \quad (3)$$

permanent address: Commissariat à l'Energie Atomique (CEA)
17 rue des Martyrs, 38054 Grenoble, France

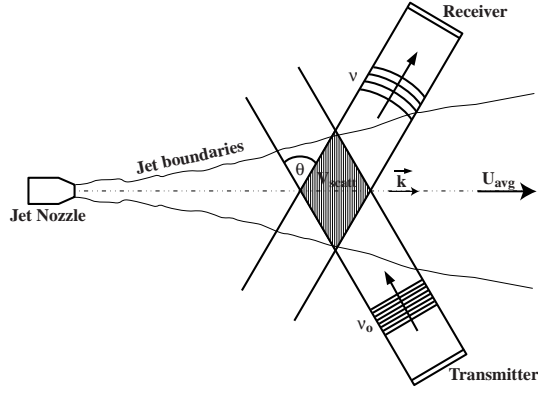


FIG. 1: Sketch of the experimental setup: turbulence is produced by a turbulent round jet at $Re \approx 600$. The acoustic measurement volume V_{scatt} is located downstream the nozzle. The wavevector \mathbf{k} is parallel to the mean flow axis (x) while the probed component of the vorticity vector field is perpendicular to the scattering plane.

with c the sound speed. Note that only the component of the vorticity vector field, normal to the scattering plane, is involved in the scattered amplitude (hence the index $?$). The scattering setup consists in a bistatic configuration (Fig. 1): an ultrasound monochromatic plane wave $p_0(t)$, with frequency ω_0 , continuously insonifies the turbulent media and the acoustic amplitude $p_{scatt}(t)$, scattered in the direction θ , is recorded along time by a receiver. Both acoustic transmitter and receiver work in a linear regime (they are phase sensitive). According to equation (1), a direct image of the spatial Fourier mode of the vorticity at wavevector \mathbf{k} , is obtained by a simple heterodyne demodulation providing a complex signal (phase and amplitude).

The main interest of the acoustic scattering experiment lies in the fact that, contrary to classical Eulerian measurements, the scale dependence (through the selection of a unique wavevector \mathbf{k}) is performed independently of the time evolution of the collected signal, thanks to the direct spatial Fourier transform involved in the scattering process. We will now focus on the time behavior of the Fourier modes of vorticity $\mathbf{v}(\mathbf{k}; t)$, as a function of the length scale parameter k . Although a Fourier mode is a complex quantity (as is the demodulated scattered signal), we will restrict ourselves to the amplitude of the signal: $|\mathbf{v}(\mathbf{k}; t)|$ hereafter noted $v(k; t)$ for sake of simplicity. We have investigated the statistical properties of a turbulent round air jet at room temperature. The direction of the probed vorticity field is radial, while the direction of the scattering wavevector \mathbf{k} is aligned with the mean flow velocity. The flow emerges in the x direction from a nozzle of diameter $D = 0.12\text{m}$ (see Fig. 1). Throughout the experiment, the scattering angle is kept at a constant value and different wavevectors are anal-

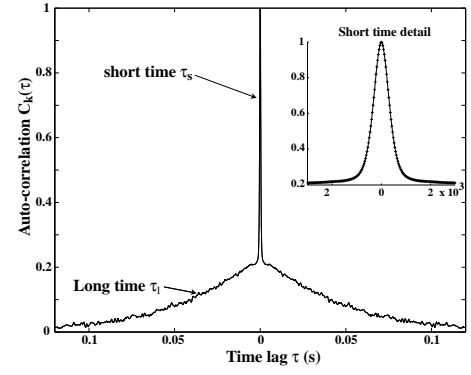


FIG. 2: Time auto-correlation function $C_k(\tau)$ at wavenumber $k = 1200\text{m}^{-1}$. The global shape is similar for all analysed wavenumbers: a short-time decorrelation with characteristic time τ_s (see insert for detail), followed by a much slower decrease, with (see also Fig. 4 (a) for a log-lin plot) and characteristic time τ_L . Here, $\tau_s = 0.88\text{ms}$ and $\tau_L = 45\text{ms}$.

ysed by varying the incoming sound frequency ω_0 . As the scattering angle θ is constant, one can show that, in our bistatic configuration, the spectral resolution is given by $\Delta k = V_{scatt}^{-1/3}$, independent of the analysed wavenumber k [12]. The measurement volume V_{scatt} is defined by the intersection of the incident and detected acoustic beams and mainly depends on θ and on the size of both acoustic transducers. With $\theta = 40^\circ$ and a diameter of the circular transducers of 14cm , the linear extension of V_{scatt} is of the order of the integral length scale of the jet flow estimated to $L = 0.36\text{m}$. Additional flow parameters have also been estimated, using conventional hot-wire anemometry: the Taylor micro-scale is $\lambda_T = 7.6\text{mm}$ and the associated Taylor-based Reynolds number $Re = u^0 \lambda_T / \nu$ worths $Re \approx 600$ where u^0 is the longitudinal root-mean-square of the longitudinal velocity fluctuations.

From the time signals $v(k; t)$, collected at a fixed wavevector \mathbf{k} , we compute the time auto-correlation function $C_k(\tau) = \langle |v(k; t)| |v(k; t + \tau)| \rangle_t$ where $\langle \cdot \rangle_t$ stands for the time average. A typical evolution of the normalized $C_k(\tau)$ ($C_k(0) = 1$), with respect to the time lag τ , is sketched on figure 2. Whatever the turbulent scale k , the same global shape is found, exhibiting two different and well separated characteristic times. For time lags close to zero, one observes a rapid decrease, with a more or less Gaussian shape. At larger time lags, a much slower decrease is visible, with a nearly exponential behavior as evidenced on the semi-log representation in Figure 4 (a). Let us estimate the short time τ_s , by measuring the half amplitude width ($C_k(\tau_s) = 1/2$ in the small lags region, and the long time τ_L , with an exponential fit of the tails of $C_k(\tau)$ at large times. Although such a Gaussian shape at short times has been predicted in some theoretical models [13, 14], the long time behaviour does not seem to have ever been reported.

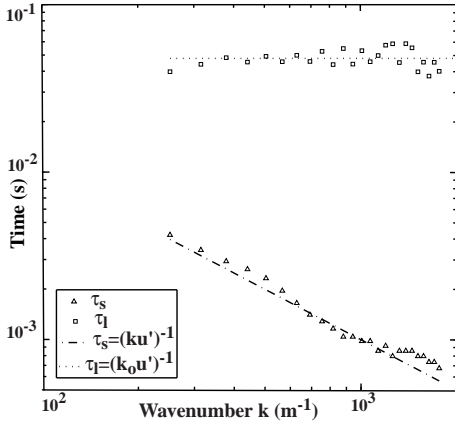


FIG. 3: Loglog plot of the evolution of the two characteristic times of Fourier modes in turbulence.

We now turn to the scaling of those two characteristic times with the wavenumber k . By tuning the incoming sound frequency (10 kHz $\leq \omega \leq$ 170 kHz), we have successively probed a decade of wavenumbers k , spanning the inertial range of the turbulent flow down to the dissipative range ($0.30 < k/k_T = 2 < 4.7$). Figure 3 clearly reveals two different behaviours: τ_s is scale dependent while τ_l is not. Systematic studies, performed in various flow configurations (velocity u^0 and integral scale L) gave us reliable results for both times. As for the short time τ_s , it decreases with k following the power law $\tau_s \propto (ku^0)^{-1}$. In our experiments, the proportionality constant is about 1, and slightly decreases with the Reynolds number. Such a scaling law, involving the root mean square velocity (a large scale quantity), is usually ascribed to a sweeping effect associated with the random advection of the vorticity field by the large scale velocity fluctuations, according to Navier-Stokes equation. The consequence of the sweeping, with respect to Eulerian turbulence statistics, is a controversial question as regards the $5/3$ exponent of the power-law scaling of the turbulent energy-spectrum [5, 6, 15, 16, 17]. However, it is generally well accepted that the sweeping effect is responsible for the unexpected (according to the global scale invariance hypothesis) $f^{-5/3}$ power law behaviors of the spectra of powers ($p > 2$) of the Eulerian turbulent velocity fluctuations $\langle u^p \rangle$ (where f is the temporal frequency) [6]. Accordingly, our experimental results confirm that this latter effect can be more clearly evidenced in the Fourier domain as suggested in reference [18]. Let us now turn to the large time τ_l : as we have checked extensively (by varying acoustic as well as hydrodynamic conditions separately) τ_l is not scale dependent but rather depends on the forcing scales. Actually, we found that: $\tau_l \propto (k_L u^0)^{-1}$ where $k_L = 2\pi/L$ is the large scale wavenumber. The fact that this long time correlation is not scale dependent and, besides, remains almost identical whatever the probed scale, with a sig-

nificant correlation level (about 20% Figs. 4 (a)-(b)) is noteworthy. First, the time τ_l is exactly proportional to the integral Eulerian time (extracted from the velocity auto-correlation function see Fig. 4 (c)), with a proportionality constant of one: $\tau_l = (k_L u^0)^{-1}$. Second, the long-time invariant behaviour through the scales, contrary to the scale dependence of the short time, indicates that it is not possible to find a scaling transformation which leads to a collapse of all the correlation functions onto a single one. We are lead to the conclusion that the coexistence of these two characteristic times indicates a lack of global scale invariance in the cascade process. In the spirit of spatial intermittency, related to the absence of an universal shape of the probability density functions of the spatial velocity increments, it is thus tempting to term our observations as a manifestation of time intermittency. It is worth mentioning, at this point, that we have also evidenced some influence of the spatial intermittency of turbulence, manifested by a significant dependence of the statistics of the spatial Fourier modes on the spectral resolution Δk or the spatial extension $V_{\text{scatt}}^{1/3}$ of the experimental setup with respect to the integral length scale of the turbulent flow [19].

The close resemblance in the long time evolution of any pair of spatial Fourier modes with different wavenumbers k and k^0 , suggests that they could be dynamically driven by the very same large scale process. To get further insight about this observation, we have performed simultaneous acquisitions of two distinct spatial Fourier modes k and k^0 . Provided the spectral gap $k - k^0$ is large enough, such measurements can be performed by driving a single transducer with the sum of two sine waves with the appropriate frequencies ω_0 and ω^0 (Eqn. 3). The scattered pressure signals, around each incoming frequency, can be easily separated by means of two simple band-pass filtering operations. To avoid spurious interference effects, the same investigation could also be performed by using a second pair of transducers defining a second independent scattering channel as in [20]. However, the single pair configuration presents the advantages of a better wavevector alignment as well as the best possible measurement volume matching. Actually, we have carefully checked that both setups give the same results. From two synchronous time series (at k and k^0), with a well controlled spectral gap $k - k^0$, we have computed the cross-correlation function $C_{k,k^0}(\tau) = \langle u(k;t)u(k^0;t+\tau) \rangle$, of two spatial Fourier modes. A typical example of this cross-correlation is represented on Fig. 4 (c) (the same behaviour is observed whatever the scale separation). We have also represented on Fig. 4 (a) (resp. (b)), the auto-correlation function of the two spatial Fourier modes with wavenumbers k (resp. k^0). A significant level of cross-correlation is observed for time lags up to the integral time scale, with a shape and an amplitude close to that of both auto-correlation functions. The main difference between auto-correlation and cross-correlation functions

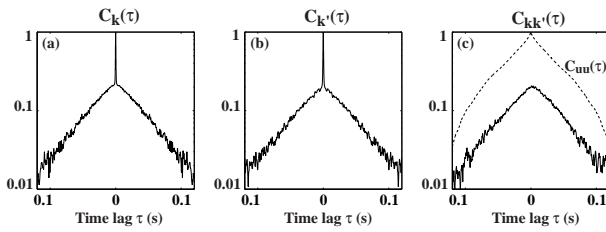


FIG. 4: Log-lin plots of time correlation functions: (a) auto-correlation $C_k(\tau)$ for $k = 1200 \text{ m}^{-1}$ (as in Fig. 2), (b) auto-correlation $C_k^0(\tau)$ for $k = 820 \text{ m}^{-1}$, (c) solid line: cross-correlation $C_{kk^0}(\tau)$ between the two foregoing Fourier modes, dotted line: auto-correlation $C_{uu}(\tau)$ of the Eulerian longitudinal velocity u at the center of V_{scatt} .

lies in the absence of the rapid decay at small time lags for the cross-correlation. We are lead to the conclusion that the two observed behaviours (short and long time correlation) should be associated to two different dynamical process driving the vorticity field. We also point out the fact that the existence of a significant cross-correlation between the two spatial Fourier modes k and k^0 implies a strong statistical dependance between scales, irrespective of the spectral gap $k - k^0$. This new result, is clearly at variance with the initial Kolmogorov 1941 theory [2]. As far as the long time driving process is concerned, the significant cross-correlation level suggests that all scales are instantaneously driven by the same process (possibly multiplicative). Our belief is that the observed long time statistical dependance could be related to some memory effect of the time fluctuations of the energy injection at large scales, in the spirit of Landau's objection formulated against the Kolmogorov model in 1944 [1, 21].

To summarize, acoustic scattering allows the direct spectral probing, continuously in time, of spatial Fourier modes of one component of the vorticity vector field. Thanks to a good spectral resolution, the proper selection of a well defined wavevector k of the turbulent flow results in an unambiguous separation of the spatial and time features of the turbulent dynamic. As a first result, we clearly evidence sweeping effects, related to the randomness of the large scale velocity field advecting the small scales and manifesting as a rapid decorrelation with a nearly Gaussian shape (reflecting the Gaussian statistics of the spatio-temporal advecting velocity field). A much slower modal decorrelation, over time lags up to the integral time scale, is also observed and reveals a significant statistical dependency between scales. We propose to ascribe our experimental observations to some large scale time intermittency (in contrast with the usual small scale spatial intermittency affecting the statistics of Eulerian spatial velocity increments). A plausible explanation for the source of such time intermittency, could be the random nature of the time fluctuations of the rate of energy injected at large scales. To conclude, we want to stress that, as we have observed similar statistical behaviours

at smaller Reynolds numbers (in a grid turbulence at $Re \sim 100$), as well as at much higher Reynolds numbers (up to $Re \sim 6000$, in a cryogenic Helium jet facility at CERN [22]), this could well be a generic feature of flow turbulence.

This work is fully supported by the French Ministère de la Recherche and Université Joseph Fourier (PPF plateforme expérimentale de spectroscopie acoustique multi-échelles). We wish to acknowledge Laurent Chevillard for fruitful discussions. We also thank Jean-Paul Barbier-Neyret and Joseph Virone for their valuable technical help.

-
- [1] U. Frisch, *Turbulence, The Legacy of A. N. Kolmogorov*, Cambridge University Press, Cambridge (1995).
 - [2] A. N. Kolmogorov, Dokl. Akad. Nauk. SSSR 30, 301 (1941); reprinted in Proc. R. Soc. Lond. A 434, 9 (1991).
 - [3] A. N. Kolmogorov, J. Fluid Mech. 13, 82 (1962).
 - [4] (a) D. Mitra and R. Pandit, Physica A: Statistical Mechanics and its Applications, 318, Issues 1-2 (2003). (b) D. Mitra and R. Pandit, Phys. Rev. Lett., Vol. 93, 024501 (2004).
 - [5] S. Chen and R. H. Kraichnan, Phys. Fluids A 1, pp. 2019-2024 (1989).
 - [6] M. Nelkin and M. Tabor, Phys. Fluids A, 2, 1, pp. 81-83 (1990).
 - [7] R. H. Kraichnan, J. Fluid Mech., 83, 349 (1977).
 - [8] S. Dhar, A. Sain, and R. Pandit, Phys. Rev. Lett., Vol. 78, 2964 (1997).
 - [9] R. H. Kraichnan, J. Acoust. Soc. Am. 25 pp 1096-1104 (1953).
 - [10] F. Lund and C. Rojas, Physica D, 37 pp. 508-514 (1989).
 - [11] C. Baudet, S. Ciliberto and J. F. Pinton, Phys. Rev. Lett. 67-2 (1991).
 - [12] C. Poulain, N. Mazellier, P. Gervais, Y. Gagne and C. Baudet, Flow, Turb. Comb. 72, 245 (2004).
 - [13] W. H. Eisenberg, Z. Phys., 124, pp. 628-657 (1948).
 - [14] R. H. Kraichnan, J. Fluid Mech., 5, pp. 497-543 (1959).
 - [15] A. A. Praskovsky et al. J. Fluid Mech., 248, pp. 493-511 (1993).
 - [16] H. Tennekes, J. Fluid Mech., 67, pp. 561-567 (1975).
 - [17] V. Yakhot et al., Phys. Fluids A, 1, 2, pp. 184-186 (1989).
 - [18] P. A. O'Gorman and D. I. Pullin, J. of Turb., 5, 035 (2004).
 - [19] L. Chevillard, N. Mazellier, C. Poulain, Y. Gagne and C. Baudet, to appear in Phys. Rev. Lett. (<http://arxiv.org/abs/cond-mat/0506169>).
 - [20] C. Baudet, O. Michel, and W. J. Williams, Physica D, 128, pp. 1-17, (1999).
 - [21] L. D. Landau and E. M. Lifshitz, Fluid Mechanics, 2nd Edition, Pergamon Press, Oxford, (1987).
 - [22] S. Pietropinto, C. Poulain, C. Baudet, B. Castaing, B. Chabaud, Y. Gagne, P. Gervais, B. Hebral, Y. Ladam, P. Lebrun and O. Pirotte, Very high Reynolds turbulence with low-temperature gaseous helium, Proceedings of the 9th European Turbulence Conference, pp 279-282, Southampton UK (2002).