

Effect of Fibonacci modulation on superconductivity

Sanjay Gupta[†], Shreekantha Sift[‡] and Bibhas Bhattacharyya^{††}

[†]Department of Theoretical Physics, Indian Association for the Cultivation of Science,
Kolkata – 700032, India.

[‡]Department of Physics, Vishwabharati, Shantiniketan 731235, Birbhum, West Bengal,
INDIA

^{††}Department of Physics, Scottish Church College, 1 & 3, Urquhart Square, Kolkata –
700006, INDIA

Abstract

We have studied finite-sized single band models with short range pairing interactions between electrons in presence of diagonal Fibonacci modulation in one dimension. Two models, namely the attractive Hubbard model and the Penson-Kolb model, have been investigated at half-filling at zero temperature by solving the Bogoliubov-de Gennes equations in real space within a mean field approximation. The competition between “disorder” and the pairing interaction leads to a suppression of superconductivity (of usual pairs with zero centre-of-mass momenta) in the strong-coupling limit while an enhancement of the pairing correlation is observed in the weak-coupling regime for both the models. However, the dissimilarity of the pairing mechanisms in these two models brings about notable difference in the results. The extent to which the bond ordered wave and the η -paired (of pairs with centre-of-mass momenta $= \pi$) phases of the Penson-Kolb model are affected by the disorder has also been studied in the present calculation. Some finite size effects are also identified.

I. Introduction

The competition between electronic correlation and disorder remains one of the prime issues of investigation in condensed matter physics during the last few years [1, 2, 3, 4]. However, the effect of such disorder is yet to be fully explored in the context of superconductivity. Some earlier experiments showed that in case of some weak coupling superconductors, T_c increases with increasing disorder strength, while for some strong coupling materials T_c is nearly insensitive to the strength of disorder [5, 6, 7]. On the other hand very recent experiments observed [8] destruction of superconductivity with increasing disorder strength in some low dimensional superconductors. Experiments studying the effects of disorder on superconducting A-15 materials have shown that in these substances T_c decreases with increasing disorder [9, 10, 11]. Theoretical investigation of properties of superconductors in presence of disorder was addressed by Anderson [12] way back in 1959. He showed that the presence of weak non-magnetic impurities, does not suppress superconductivity appreciably. Quite recently [13] the effect of bulk impurity on superconductivity has been studied within the negative- U Hubbard model with random disorder in the site potentials. It showed that superconductivity is suppressed by disorder. Moreover, it also showed that disorder introduces spatial inhomogeneity in pairing correlation. Models like the negative- U Hubbard model, which give rise to superconductivity within a short range pairing mechanism, have been studied extensively in the context of high T_c and other exotic superconductors [14]. Therefore, the studies of interplay between disorder and superconductivity within the framework of short range pairing mechanism would be of great interest. In this work we describe a study on the effect of Fibonacci-modulated disorder on two different models of superconductivity which support short range pairing.

The models of short ranged pairing that we have focused on in the present work are the negative- U Hubbard model [14] and the Penson-Kolb (PK) model [15] respectively. These two models have been extensively studied [14, 15, 16, 17, 18, 19, 20, 21, 22, 23, 24] in the recent past owing to their tentative relevance in the field of high- T_c cuprates and organic superconductors. However, the pairing mechanism of the two models are of different physical origin. The negative- U Hubbard model supports a short ranged pairing due to an on-site attraction in sharp contrast with the non-local pairing mechanism generated by a pair hopping process in the PK model. Such a non-local pair-hopping mechanism gives rise to a very rich phase diagram of the PK model [20, 21, 22, 23, 24] as compared to the

in presence of “disorder” is expected to reveal a qualitative difference in the nature of competition between disorder and pairing correlation.

The present study has been restricted to one dimension (1-d) because of the possibility of checking the present results against the earlier studies on the two models, the PK model in particular, by a variety of techniques in 1-d. At least in the asymptotic cases, some of rigorous results are always available in 1-d rather in higher dimensions. This led us to choose a typical 1-d model of diagonal aperiodicity, namely, a Fibonacci modulated sequence of the site potentials, for observing the effect of disorder on these superconducting models. This type of quasi-crystalline “disorder” not only interpolates between the extreme cases of full grown order and random disorder, but also qualifies for the scope of experimental investigations owing to the availability of various quasi-crystalline superlattices in recent times [25]. Thus our main objective, in this paper, is to understand the qualitative manner in which the quasi-crystalline disorder modifies the superconducting correlation in two specific models with different pairing mechanism and how does the nature of this competition change from the weak- to the strong-coupling limit.

Our investigations for both the models concentrate on decoupling of the Hamiltonian within a mean field approximation (MFA) followed by a self consistent solution of the Bogoliubov-de Gennes (BdG) equations in real space [13] for the decoupled Hamiltonians. The use of a mean-field approach is usually questionable in low dimensions. However, even in low dimensional system, such a technique works satisfactorily in a broken-symmetry phase [28]. The two models of short-ranged pairing that we have studied here are known to exhibit several broken-symmetry phases in the ordered limit. Previous mean-field calculations [14, 24] captured these phases satisfactorily in low dimensions and were found to compare well with the results obtained by other methods [19, 21, 22]. Moreover, in the present scheme of calculation relevant parameters are determined self-consistently for each and every site separately which captures successfully the spatial fluctuations induced by the Fibonacci disorder [4]. In fact the present scheme of calculation has already been tested with success for a randomly disordered Hubbard model in 2-d [13].

In section II we define the Hamiltonians and their generic features. In section III we furnish the BdG equations. Section IV deals with results that have been obtained in the present calculation. Section V summarizes this work.

(a) The negative- U Hubbard model:

The negative- U (attractive) Hubbard Hamiltonian with Fibonacci modulation in the site potentials is given by:

$$\mathcal{H}_{-U} = \sum_i (\epsilon_i - \mu) n_i - (t \sum_{i\sigma} c_{i\sigma}^\dagger c_{i+1\sigma} + h.c.) + U \sum_i c_{i\uparrow}^\dagger c_{i\uparrow} c_{i\downarrow}^\dagger c_{i\downarrow}, \quad (1)$$

where, $c_{i\sigma}^\dagger (c_{i\sigma})$ creates (destroys) an electron of spin $\sigma (\sigma = \uparrow, \downarrow)$ on the i -th site. $n_{i\sigma} = c_{i\sigma}^\dagger c_{i\sigma}$ and $n_i = n_{i\uparrow} + n_{i\downarrow}$. ϵ_i is the site energy at the i -th site; it takes on the value ϵ_A or ϵ_B according to the Fibonacci sequence: $ABAABABAABAABAABAABAAB\dots$; μ is the chemical potential and t is the single particle hopping integral. The last term is the on-site Hubbard interaction. We will take negative values of U in our calculations for the attractive Hubbard model.

The attractive Hubbard model without any modulation in site potential ($\epsilon_i = 0$) has been extensively studied [14, 16, 17, 18, 26]. In this limit ($\epsilon_i = 0$), there is a competition between the single-particle hopping (t) and the Hubbard correlation ($U < 0$). The on-site Hubbard correlation favours formation of localized singlet pairs of electrons while the hopping term tends to break the pairs. Due to the local pairing mechanism superconducting (SC) state and charge density wave (CDW) phases become degenerate in the ground state for a half-filled band at zero temperature [19]. This model has been extensively used in describing high- T_c and other related superconducting systems [14]. Effect of random diagonal disorder on the attractive Hubbard interaction has already been studied [13, 27]. It is interesting to observe how the Fibonacci modulation alters its superconducting properties.

(b) The Penson-Kolb model

The PK model with Fibonacci-modulated site potentials is written below:

$$\mathcal{H}_{PK} = \sum_i (\epsilon_i - \mu) n_i - (t \sum_{i\sigma} c_{i\sigma}^\dagger c_{i+1\sigma} + h.c.) - V (\sum_i c_{i+1\uparrow}^\dagger c_{i+1\downarrow}^\dagger c_{i\downarrow} c_{i\uparrow} + h.c.) \quad (2)$$

The first two terms have similar implications as in the Hubbard Hamiltonian (1). The third term is the pair hopping term which is responsible for transfer of a singlet pair of electrons ($\uparrow\downarrow$) between neighbouring sites. V is the nearest neighbour pair hopping amplitude. PK model with $\epsilon_i = 0$, favours formation of singlet pairs in real space due to this short range pair hopping and therefore, shows a non-local pairing mechanism. In this sense the study of this model is complementary to the study of the on-site pairing

generalizations have been widely studied over the years [20, 21, 22, 23, 24]. The ground state phase diagram of this model for a half-filled band in one dimension is understood to a great extent as it stands at present. For $V > 0$, this model shows superconducting instability which corresponds to usual pairing with pairs of zero centre of mass momenta. However for $V < 0$, in the strong coupling limit (beyond some value of V , say V_c), this model is shown to exhibit η -pairing with center of mass momentum $q = \pi$ [21, 23, 24]. There is a phase which does not support SC ordering for $V_c < V < 0$. A real space RG calculation showed the existence of a CDW phase in this regime [21] and did not consider the possibility of the existence of antiferromagnetic bond order wave (BOW) which was later shown to coexist with the CDW within a Bosonization calculation [22]. A mean field study, however, showed only the antiferro-BOW state in this region [24]. It seems rather interesting how these properties are modified in presence of disorder. We focus our attention to a Fibonacci modulation in ϵ_i as in the case of the negative- U Hubbard model.

III. The calculation within the MFA and the BdG equations

(a) For the negative- U Hubbard model with Fibonacci modulation

We solve the negative- U Hubbard model first by decoupling the Hamiltonian in favour of superconductivity and then by solving the BdG equations of motion in real space in a self consistent manner. The decoupled Hamiltonian looks like:

$$\begin{aligned} \mathcal{H}_{-U} = & \sum_i (\epsilon_i - \mu) n_i - (t \sum_{i\sigma} c_{i\sigma}^\dagger c_{i+1\sigma} + h.c.) + U \sum_i \langle n_{i\uparrow} \rangle c_{i\downarrow}^\dagger c_{i\downarrow} \\ & + U \sum_i \langle n_{i\downarrow} \rangle c_{i\uparrow}^\dagger c_{i\uparrow} - U \sum_i \langle n_{i\uparrow} \rangle \langle n_{i\downarrow} \rangle + U \sum_i \langle c_{i\uparrow}^\dagger c_{i\downarrow}^\dagger \rangle c_{i\downarrow} c_{i\uparrow} \\ & + U \sum_i \langle c_{i\downarrow} c_{i\uparrow} \rangle c_{i\uparrow}^\dagger c_{i\downarrow}^\dagger - U \sum_i \langle c_{i\uparrow}^\dagger c_{i\downarrow}^\dagger \rangle \langle c_{i\downarrow} c_{i\uparrow} \rangle \end{aligned} \quad (3)$$

The BdG equations of motion for the operators $c_{i\uparrow}$ and $c_{i\downarrow}^\dagger$ are:

$$i\dot{c}_{i\uparrow}^\dagger = [c_{i\uparrow}^\dagger, \mathcal{H}_{-U}] = t c_{i-1\uparrow}^\dagger + t c_{i+1\uparrow}^\dagger - U \Delta_i^\dagger c_{i\downarrow} - U \langle n_{i\downarrow} \rangle c_{i\uparrow}^\dagger - (\epsilon_i - \mu) c_{i\uparrow}^\dagger \quad (4)$$

$$i\dot{c}_{i\downarrow} = [c_{i\downarrow}, \mathcal{H}_{-U}] = -t c_{i+1\downarrow}^\dagger - t c_{i-1\downarrow}^\dagger - U \Delta_i c_{i\uparrow}^\dagger + U \langle n_{i\uparrow} \rangle c_{i\downarrow} + (\epsilon_i - \mu) c_{i\downarrow} \quad (5)$$

where $\dot{c}_{i\sigma} = \frac{dc_{i\sigma}}{dt}$ and $\Delta_i^\dagger = \langle c_{i\uparrow}^\dagger c_{i\downarrow}^\dagger \rangle$. We study the Fourier transform of the superconducting gap parameter as defined by,

$$\Delta_q = (1/N) \sum_{i\sigma} e^{iq \cdot r_i} \Delta_i \quad (6)$$

where, r_i is the position of the i -th site.

The decoupled PK Hamiltonian is given below:

$$\begin{aligned}\mathcal{H}_{PK} = & \sum_i (\epsilon_i - \mu) n_i - \left[(t + V p_{i\downarrow}^\dagger) \sum_i c_{i\uparrow}^\dagger c_{i+1\uparrow} + h.c. \right] - \left[(t + V p_{i\uparrow}^\dagger) \sum_i c_{i\downarrow}^\dagger c_{i+1\downarrow} + h.c. \right] \\ & - V \left(\sum_i \Delta_i c_{i+1\uparrow}^\dagger c_{i+1\downarrow}^\dagger + h.c. \right) - V \left(\sum_i \Delta_{i+1} c_{i\uparrow}^\dagger c_{i\downarrow}^\dagger + h.c. \right) + (V \Delta_i^\dagger \Delta_{i+1} + c.c.) \\ & + (V p_{i\downarrow}^\dagger p_{i\uparrow}^\dagger + c.c.)\end{aligned}\quad (7)$$

where $\Delta_i^\dagger = \langle c_{i\uparrow}^\dagger c_{i\downarrow}^\dagger \rangle$ and $p_{i\sigma}^\dagger = \langle c_{i+1\sigma}^\dagger c_{i\sigma} \rangle$.

The BdG equations corresponding to the PK Hamiltonian for the operators $c_{i\uparrow}$ and $c_{i\downarrow}^\dagger$ in real space are given below:

$$i\dot{c}_{i\uparrow}^\dagger = (t + V p_{i\downarrow}^\dagger) c_{i-1\uparrow}^\dagger + (t + V p_{i\downarrow}) c_{i+1\uparrow}^\dagger + V \Delta_{i-1}^\dagger c_{i\downarrow} + V \Delta_{i+1}^\dagger c_{i\downarrow} - (\epsilon_i - \mu) c_{i\uparrow}^\dagger \quad (8)$$

$$i\dot{c}_{i\downarrow} = -(t + V p_{i\uparrow}^\dagger) c_{i+1\downarrow}^\dagger - (t + V p_{i-1\uparrow}) c_{i-1\downarrow}^\dagger + V \Delta_{i+1} c_{i\uparrow}^\dagger + V \Delta_{i-1} c_{i\uparrow}^\dagger + (\epsilon_i - \mu) c_{i\downarrow} \quad (9)$$

We solve the BdG equations in a self consistent fashion to determine the Fourier transform of the superconducting gap (6) together with the bond order parameter in q -space as given by:

$$B_q = (1/2N) \sum_{i\sigma} \sigma e^{iq \cdot r_i} p_{i\sigma} . \quad (10)$$

IV. Results

(a) For the Fibonacci-modulated negative- U Hubbard model

The negative- U Hubbard model has been studied at half-filling on a one dimensional chain for system sizes $N=34$ and 144 . We have chosen $\epsilon_A = 0$ always. The plot of Δ_q in Fig.1 reveals a maximum at $q = 0$. This bears a signature of normal superconducting phase with singlet pairs having zero centre of mass momentum. The nature of competition between the disorder and correlation strongly depends on the value of U . This can be seen from the plots of Δ_0 against U (negative values) in Figs 2(a) and 2(b) for $N = 34$ and 144 respectively. It is observed that for lower values of $|U|$, value of Δ_0 is enhanced due to Fibonacci modulation. This is due to formation of double occupancies at the sites of lower energy. A crossover takes place at intermediate values of $|U|$. After that Δ_0 decreases with increasing Fibonacci modulation. This happens due to increased backscattering in presence of Fibonacci “disorder”. Another important fact to note is that the value of $|U|$ where the crossover takes place becomes lower with increasing system size; this is a

plot of Δ_i against i at $U = -2.8$ (a value of $|U|$ below which the crossover has taken place) for $N=34$. This plot clearly depicts the spatial inhomogeneity in pairing brought about by the Fibonacci modulation. Such results are in agreement with [13]. In the periodic limit the distribution of Δ_i in space is more or less homogeneous except for the boundary effects. In presence of disorder Δ_i closely follows the Fibonacci pattern. Competition between disorder and correlation is further revealed in Fig.4 showing the plot of Δ_0 as a function of ϵ_B . It is interesting to observe that for low values of $|U|$ ($U = -1.0$), Δ_0 increases with Fibonacci disorder while for strong $|U|$ ($U = -4.0$) Δ_0 sensibly decreases with increasing disorder. This is precisely what we have observed in Fig.2.

(b) For the Fibonacci-modulated Penson-Kolb model

The one dimensional PK model also has been studied for half-filling and for the same system sizes ($N=34$ and 144). Let us first discuss the case of $V > 0$. Figs 5(a) and 5(b) show the plots of Δ_q for $V=1.0$. The peaks of Δ_q at $q = 0$ for $V > 0$ reveal that the system is in a normal superconducting phase. The effect of Fibonacci disorder for the high and low values of V can be seen from Fig. 6, the plot of Δ_0 against ϵ_B at $V = 1.0$ and $V = 2.0$ respectively for $N = 34$. For low values of V , disorder makes the value of Δ_0 increase while the opposite phenomenon occurs at larger values of V . However, the fall in Δ_0 with ϵ_B for $V = 2.0$ is extremely slow compared to the notable variation of Δ_0 for $V = 1.0$. Thus, even a very strong disorder does not seriously affect the superconducting properties of the system at high values of V . This is in sharp contrast to the case of large $|U|$. This can be qualitatively understood in the following way. A closer look into the eqn.s (4) and (5) reveals that the Hubbard interaction directly renormalizes the “effective” site potentials for the electrons of opposite spins to different extents. Thus for the larger values of $|U|$ the site potential seen by an up-spin electron at a particular site differs considerably from that seen by a down-spin electron. Therefore, the possibility of formation of singlet pairs is reduced due to the competition between strong correlation and disorder. But this should not be so drastic in case of the PK model as suggested by eqn.s (8) and (9). Let us now discuss the variation of the superconducting gap Δ_0 as a function of the pair hopping amplitude V (for its positive values). Figs 7(a) and 7(b) are the corresponding plots for $N=34$ and 144 respectively at three different values of the site energy $\epsilon_B=0, 0.4$ and 1.0 at half-filling. In both the plots it is observed that Δ_0 remains vanishingly small until a value of V , say V_0 , is reached. The value of V_0 decreases with increasing ϵ_B . The reason behind this is that the site potential seen by the up-spin and down-spin electrons differs considerably for large values of $|U|$. This difference in site potential hinders the formation of singlet pairs. As $|U|$ decreases, the difference in site potential also decreases and the system eventually enters into a superconducting phase. The value of V_0 is found to be around 0.5 for $N=34$ and 0.4 for $N=144$ at $\epsilon_B=0$. At $\epsilon_B=0.4$ and 1.0 , the value of V_0 is around 0.3 and 0.2 respectively. This is in sharp contrast to the case of large $|U|$ where the system is always in a normal superconducting phase.

larger than the gap in the spectrum due to V , for $V < V_0$. So the system is unable to realize the effect of V in this region and hence Δ_0 remains almost zero. For $N = 144$ the finite size gap reduces; consequently the value of V_0 goes down. For $V > V_0$, Δ_0 increases smoothly and sharply with V . The interesting point to note is that both in Figs 7(a) and 7(b), Δ_0 has higher values for $\epsilon_B \neq 0$ (compared to the case of $\epsilon = 0$) in the regime of small V . In this region the effect of pair hopping is rather weak to form a large number of singlet pairs. However, the Fibonacci modulation generates sites of lower energy which favour formation of “doublons”. As a result, a higher value of Δ is observed for $\epsilon_B \neq 0$ than for $\epsilon_B = 0$. A crossover takes place at a certain V after which the entire process reverses. For large values of V , pair hopping process can generate a large number of pairs. But the pairing becomes suppressed in the presence of the Fibonacci modulation. This is qualitatively similar to the negative- U case. However, the degree of suppression of Δ_0 due to disorder in the PK model is not very high. Consistent with this observation we also find that the spatial inhomogeneity in Δ_i is less pronounced in case of the PK model (Fig.8) as compared to the negative- U model.

Next we consider the case $V < 0$. We study the superconducting properties for larger values of $|V|$. The plots of Δ_q against q show peaks at $q = \pi$ in Figs.s 9(a) and 9(b) suggesting that the system is in η -paired (with centre of mass momentum $q = \pi$) superconducting phase [21]. The peaks are suppressed by Fibonacci aperiodicity. In Figs.s 10(a) and 10(b) we show the plots of Δ_π against V in the regime $V < -2$ for $N=34$ and $N=144$. It is found that for $V = -2.0$, Δ_π has higher value in the periodic limit ($\epsilon_B = 0$) for both $N = 34$ and $N = 144$ than in the cases of $\epsilon_B=0.4$ and 1.0 . It is interesting to note that the suppression of η -pairing due to disorder becomes less pronounced in larger system size. Consequently the decrease of the η -SC correlation across $|V| \approx 2.0$ is rather gradual (Fig. 10(b))with increasing disorder in larger systems.

Next we discuss the intermediate region of $-2 < V < 0$. In this regime our result shows a bond-order wave (BOW) phase [22, 24] in the periodic limit (for $|V| < 1.9$) which is evident from the plot of B_q against q (Fig.11). The bond order parameter shows peaks at $q = \pi$ for $V = -1.0$ in Figs.s 11(a) and 11(b) for $N = 34$ and $N = 144$ respectively. Interestingly enough, the introduction of aperiodicity enhances the peak in case of $N=34$, whereas for $N=144$, the peak in the periodic limit is a little bit higher than that in the Fibonacci-modulated case. This appears to be a finite size effect. The height of the peak (in the BOW) is found to increase with increasing $|V|$ (1.1 to 1.9) and decreases with increasing N (34 to 144).

which η -pairing takes place). Figs 12 and 13 depict simultaneous variations of the BOW order parameter and the η -paired superconducting gap parameter as functions of the pair hopping interaction V in the regime $-2 < V < 0$. It is observed in Figs 12(a) and 13(a) that in the periodic limit the transition from the BOW phase to the η -paired phase occurs at around $|V_c| \approx 1.9$ for both $N=34$ and 144. This value of $|V_c|$ increases with increasing Fibonacci modulation in case of $N=34$. But this does not happen for the case $N=144$ as observed in Fig.13. This is a result of the fact that Fibonacci sequence can significantly disrupt and delay the formation of η -paired ordering for smaller system sizes, a fact already apprehended in Figs 10(a) and 10(b). For smaller system sizes the finite size gaps are large enough to mask the effects of the pair hopping which reduces the BOW in the region $-2 < V < 0$. Therefore the quasiperiodic disorder makes the value of $|V_c|$ shift in an appreciable manner. For $N=144$, the finite size gap becomes much smaller and the effect of the pair hopping dominates. Therefore, $|V_c|$ becomes insensitive to the effect of the disorder.

IV. Conclusion

Summarizing, we have studied the finite-sized negative- U Hubbard and Penson-Kolb models with Fibonacci-modulated site potentials at half filling in one dimension. In the present work, we used a mean field superconducting decoupling followed by self consistent solutions of the corresponding BdG equations in real space. We have calculated the superconducting gap parameters for normal and η -paired phases and the BOW order parameter for the antiferromagnetic bond-ordered phase in case of the PK model. For the negative- U Hubbard model we obtain the normal superconducting phase corresponding to centre of mass momentum $q = 0$. Here we observe a crossover at intermediate values of $|U|$. Below this crossover the pairing correlation increases due to Fibonacci disorder while above it the pairing is suppressed by disorder. In case of the PK model we observe a similar crossover in the positive V sector. However the suppression of SC correlation due to “disorder” is much reduced in the PK model as compared to the negative- U Hubbard model. In case of the negative- U Hubbard model the real space pairing amplitude shows a spatial inhomogeneity which closely follows the underlying quasiperiodic pattern while the feature is less prominent in case of the PK model. The apparent reason behind this (as we have discussed earlier) can be understood from the difference in the nature of competition between pairing and disorder in the two models. The pairing in the negative- U Hubbard model is driven by the on-site interaction U which is much stronger than the pair hopping V in the PK model. Therefore, the pairing in the negative- U Hubbard model is more robust against the disorder compared to the PK model.

mechanism in the PK model is already known to give results which are qualitatively different from the negative- U Hubbard model [29]. However, in the present study, the qualitative difference between these two has been further clarified via the mechanism of competition between disorder and pairing term. In the η -paired phase of the PK model, superconductivity is suppressed by disorder in general. In identifying the bond ordered phase our calculations match with predictions of previous calculations [22, 24]. It turns out that the transition point from BOW to η -SC phase is not severely affected by the presence of disorder in large systems.

The present study, thus, reveals the qualitative feature of the competition between Fibonacci disorder and short ranged pairing interactions within the framework of the negative- U Hubbard model and the PK model. It is interesting to note how the microscopic mechanism of pairing modifies the nature of competition in going from the weak- to the strong-coupling regime. It is to be noted here that these set of results do not show marked variation in going from $N = 34$ to $N = 144$. On the other hand, the finite size effects that have been identified in the present calculation are essentially controlled by (as discussed in Sec. IV) the finite size gap which goes roughly as $1/N$. Thus no dramatic change in these results are expected to take place beyond $N = 144$. It may, however, be noted that for obtaining very precise quantitative estimate of quantities, e.g. the transition point from the BOW to the η -SC phase in the PK model, a finite size scaling would be necessary. Some future work may proceed in this direction.

For further investigation in this scheme, it would be interesting to include the repulsive Hubbard interaction term in the PK model and see the effect of quasiperiodic modulations in such systems. Also a detailed study of the effect of band filling away from the half filled case would be very much interesting. The possibility of formation of a CDW [21, 22], which is left out in the present calculation, could also be investigated. It would also be significant to study the case of finite temperatures and higher dimensions. The effect of random diagonal disorder in the PK model also needs some attention.

References

- [1] Z. Gulacsi, Phys. Rev. B **69**, 054204 (2004).
- [2] T. Giamarchi, P. Le Doussal and E. Orignac, Phys. Rev. B **64**, 245119 (2001).
- [3] K. Hida, Phys. Rev. Lett. **86**, 1331 (2001).
- [4] S. Gupta, S. Sil and B. Bhattacharyya, Physica B **355**, 299 (2005).
- [5] W. Buckel and R. Hilsch, Z. Phys. **138**, 109 (1954).
- [6] G. Bergmann, Z. Phys. **228**, 25 (1969).
- [7] A. Comberg, S. Ewert, and G. Bergmann, Z. Phys. **271**, 317 (1974).
- [8] A. M. Goldman and N. Markovic, Phys. Today **51**, 39 (November, 1998).
- [9] M. Strongin, R. S. Thompson, O. F. Kammerer and J. E. Crow, Phys. Rev. B **1**, 1078 (1970).
- [10] A. R. Sweedler, D. E. Cox and S. Moehlecke, J. Nucl. Mater. **72**, 50 (1978).
- [11] A. K. Ghosh and M. Strongin, in *Superconductivity in d- and f-band Metals*, edited by H. Suhl and M. B. Maple, (Academic Press, New York, 1980)
- [12] P. W. Anderson, J Phys. Chem. Solids **11**, 26 (1959).
- [13] A. Ghosal, M. Randeria and N. Trivedi, Phys. Rev. Lett **81**, 3940 (1998).
- [14] R. Micnas, J. Raninger, S. Robaskiewicz, Rev. Mod. Phys **62**, 113 (1990).
- [15] K. A. Penson and M. Kolb, Phys. Rev. B **33**, 1663(1986).
- [16] M. Capone, C. Castellani and M. Grilli, Phys. Rev. Lett. **88**, 126403 (2002).
- [17] N. Salwen, S. Sheets and S. R. Cotanch, *cond – mat*/0305367.
- [18] F. Marsiglio, Phys. Rev. B **55**, 575 (1997).
- [19] R. T. Scalettar *et. al.*, Phys. Rev. Lett. **62**, 1407 (1989); *ibid.* **63**, 218 (1989).
- [20] A. Hui and S. Doniach, Phys. Rev. B **48**, 2063 (1993).

- [21] B. Bhattacharyya and G. K. Roy, J. Phys.: Condens. Matter **7**, 5537 (1995).
- [22] G. I. Japaridze and E. Müller-Hartmann, J. Phys.: Condens. Matter **9**, 10509 (1997).
- [23] G. I. Japaridze and S. Sarkar, Eur. Phys. J. B **27**, 139 (2002).
- [24] S. Robaszkiewicz and B. R. Bulka, Phys. Rev. B **59**, 6430 (1999).
- [25] R. Merlin *et. al.*, Phys. Rev. B **55**, 1768 (1985).
M. G. Karkut, J. -M. Triscone, D. Ariosa and Ø. Fischer, Phys. Rev. B **34**, 4390 (1986).
L. Fernández-Alvarez and V. R. Velaso, Phys. Rev. B **57**, 14141 (1998).
- [26] M. H. Pedersen *et. al.*, Z. Phys. B **103**, 21 (1997).
- [27] R. Micnas and S. Robaszkiewicz, Physica A **131**, 393 (1985).
- [28] S. Gupta, S. Sil and B. Bhattacharyya, Phys. Rev. B **63**, 125113-1 (2001).
- [29] L. Belkhir and M. Randeria, Phys. Rev. B **49**, 6829 (1994).
G. K. Roy and B. Bhattacharyya, Phys. Rev. B **55**, 15506 (1997).

Figure Captions

Fig.1. Plots of Δ_q , the Fourier transform of the superconducting gap parameter, as a function of q for different “disorder” strengths (ϵ_B) in the Fibonacci-modulated attractive Hubbard model (for $U = -2.8$) for (a) $N = 34$ and (b) $N = 144$. Scale of energy is given by $t = 1.0$.

Fig.2. Plots of the superconducting gap parameter Δ_0 (for pairs with zero centre-of-mass momentum) vs. U in the Fibonacci-modulated attractive Hubbard model for (a) $N = 34$ and (b) $N = 144$ for different “disorder” strengths (ϵ_B). Scale of energy is given by $t = 1.0$.

Fig.3. Plots of the local pairing amplitude Δ_i vs. site index i for the attractive Hubbard model with different strengths of Fibonacci modulation. The plot clearly reveals an underlying Fibonacci pattern which is strengthened for larger values of ϵ_B . Scale of energy is given by $t = 1.0$.

Fig.4. Plots of Δ_0 vs. ϵ_B in the Fibonacci-modulated attractive Hubbard model for different values of U . The seemingly different behaviour for smaller and larger values of U can be understood from the crossover noted in Fig.2. Scale of energy is given by $t = 1.0$.

Fig.5. Plots of Δ_q vs. q in the Fibonacci-modulated Penson-Kolb model for the positive V vector for (a) $N = 34$ and (b) $N = 144$ for different strengths of “disorder” (ϵ_B) (scale of energy is given by $t = 1.0$).

Fig.6. Plots of Δ_0 vs. ϵ_B in the Fibonacci-modulated Penson-Kolb model for different values of pair hopping interaction (V) in the positive V sector. Effect of “disorder” is found to be distinctly different for low and high values of V . However, the fall of Δ_0 in the strong-coupling limit (e.g. for $v = 2.0$) is notably slower compared to the case of the attractive Hubbard model (Fig.4) (scale of energy is given by $t = 1.0$).

Fig.7. Plots of Δ_0 vs. V (positive V sector) in the Fibonacci-modulated Penson-Kolb model for (a) $N = 34$ and (b) $N = 144$ for different strengths of disorder (ϵ_B) (scale of energy is given by $t = 1.0$).

Fig.8. Plot of Δ_i vs. i for the Penson-Kolb model (positive V sector) with different strengths of Fibonacci “disorder”. Fibonacci pattern in Δ_i is very much suppressed compared to the case of the negative- U Hubbard model (Fig.3) even for a reasonably large disorder ($\epsilon_B = 1.5$) scale of energy is given by $t = 1.0$).

Fig.9. Plot of Δ_q vs. q in the Fibonacci-modulated Penson-Kolb model for the negative V sector for (a) $N = 34$ and (b) $N = 144$ for different strength of “disorder” (ϵ_B) (scale of energy is given by $t = 1.0$).

Fig.10. Plots of the superconducting gap Δ_π (for η pairing center of mass momentum = π) vs. V in the Fibonacci-modulated Penson-Kolb model (in the negative V sector) for (a) $N = 34$ and (b) $N = 144$. Effects of different strengths (ϵ_B) of “disorder” are shown (scale of energy is given by $t = 1.0$).

Fig.11. Plots of B_q , the Fourier transform of BOW order parameter, is shown as a function of q for (a) $N = 34$ and (b) $N = 144$ for the Fibonacci-modulated Penson-Kolb model (scale of energy is given by $t = 1.0$).

Fig.12. Simultaneous plots of B_π and Δ_π vs. V in the negative V sector of the Penson-Kolb model for (a) $\epsilon_B = 0.0$ and (b) $\epsilon_B = 0.4$ for $N = 34$. Transition from BOW to η -paired phase is clearly visible and the transition point shifts towards larger values of $|V|$ for the increase of the “disorder” strength (scale of energy is given by $t = 1.0$).

Fig.13. Simultaneous plots of B_π and Δ_π vs. V in the negative V sector of the Penson-Kolb model for (a) $\epsilon_B = 0.0$ and (b) $\epsilon_B = 0.4$ for $N = 144$. The transition point (corresponding to the transition from BOW to η -paired phase) is virtually insensitive to the “disorder” strength (scale of energy is given by $t = 1.0$).

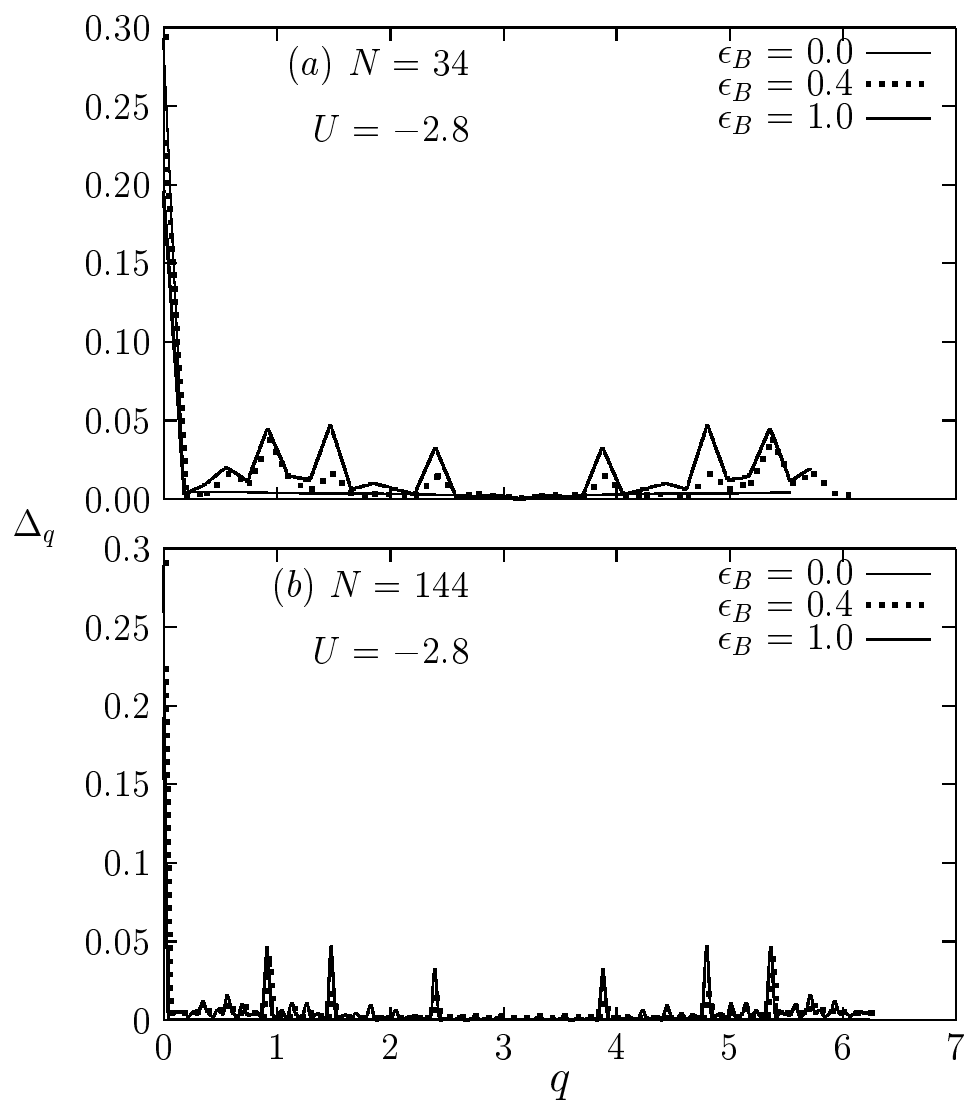


Fig.1

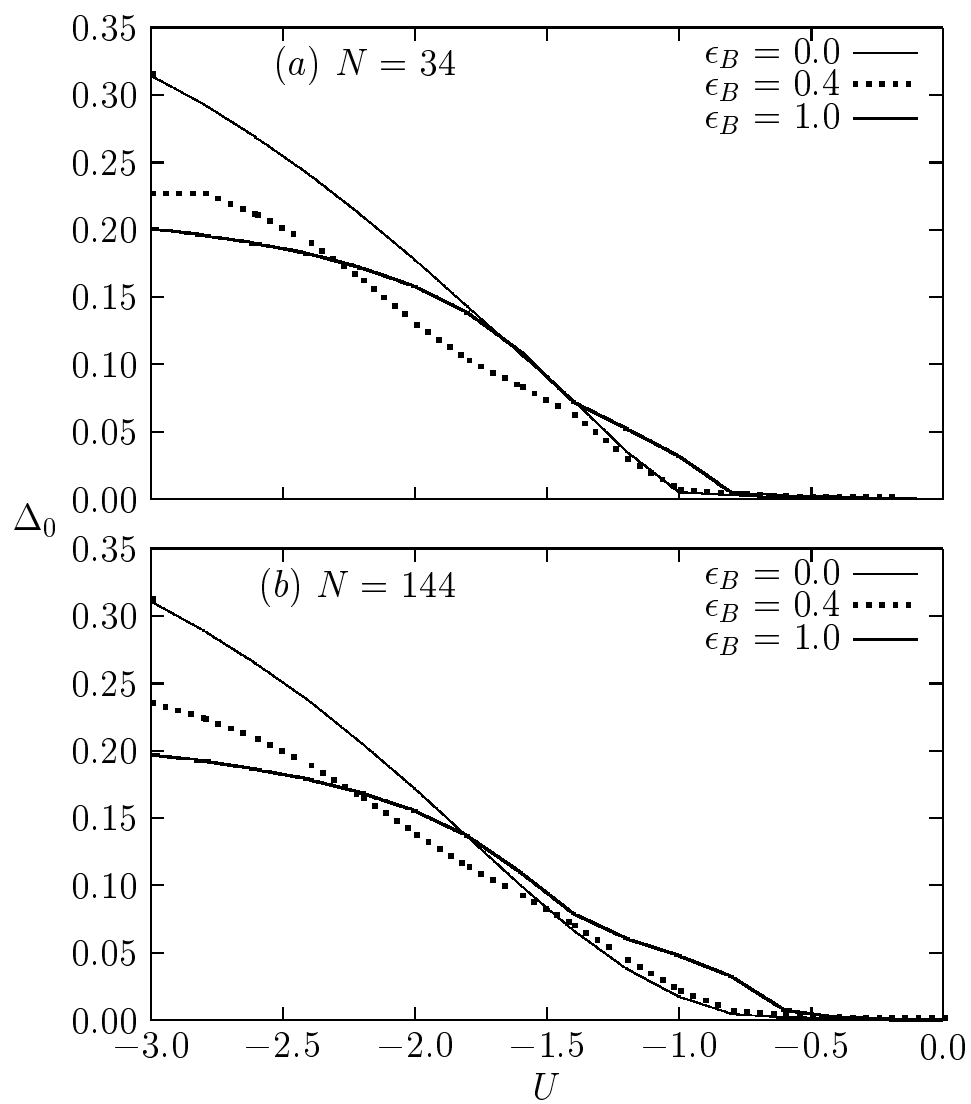


Fig.2

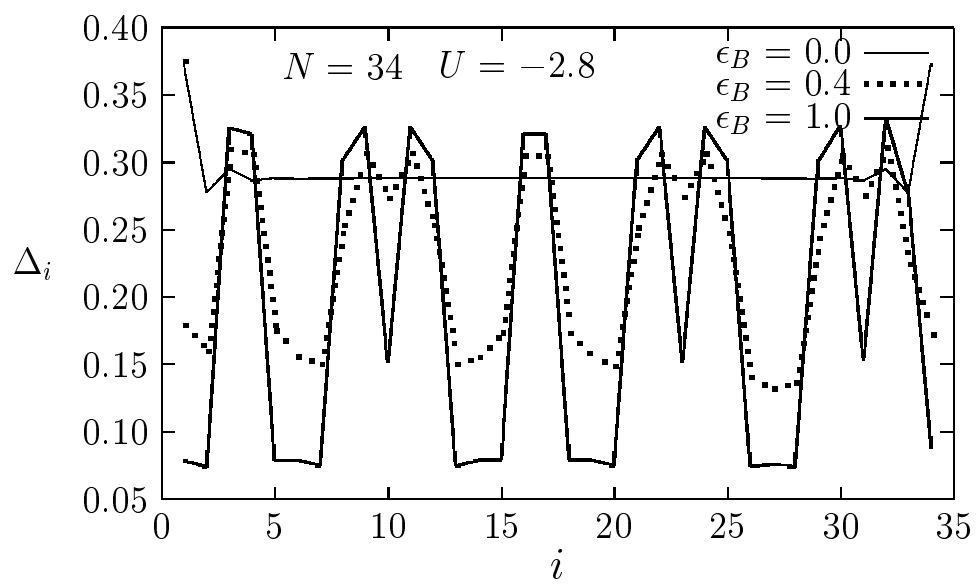


Fig.3

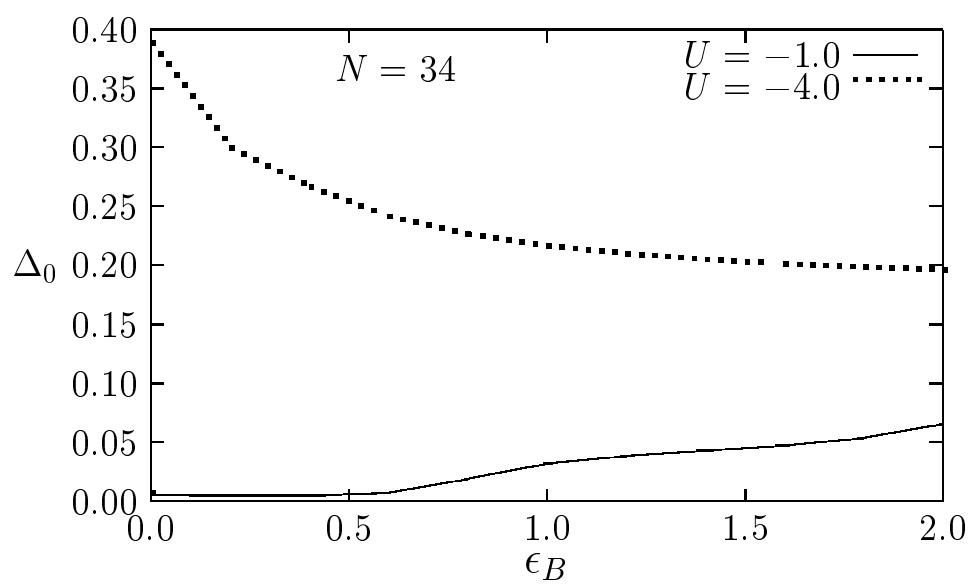
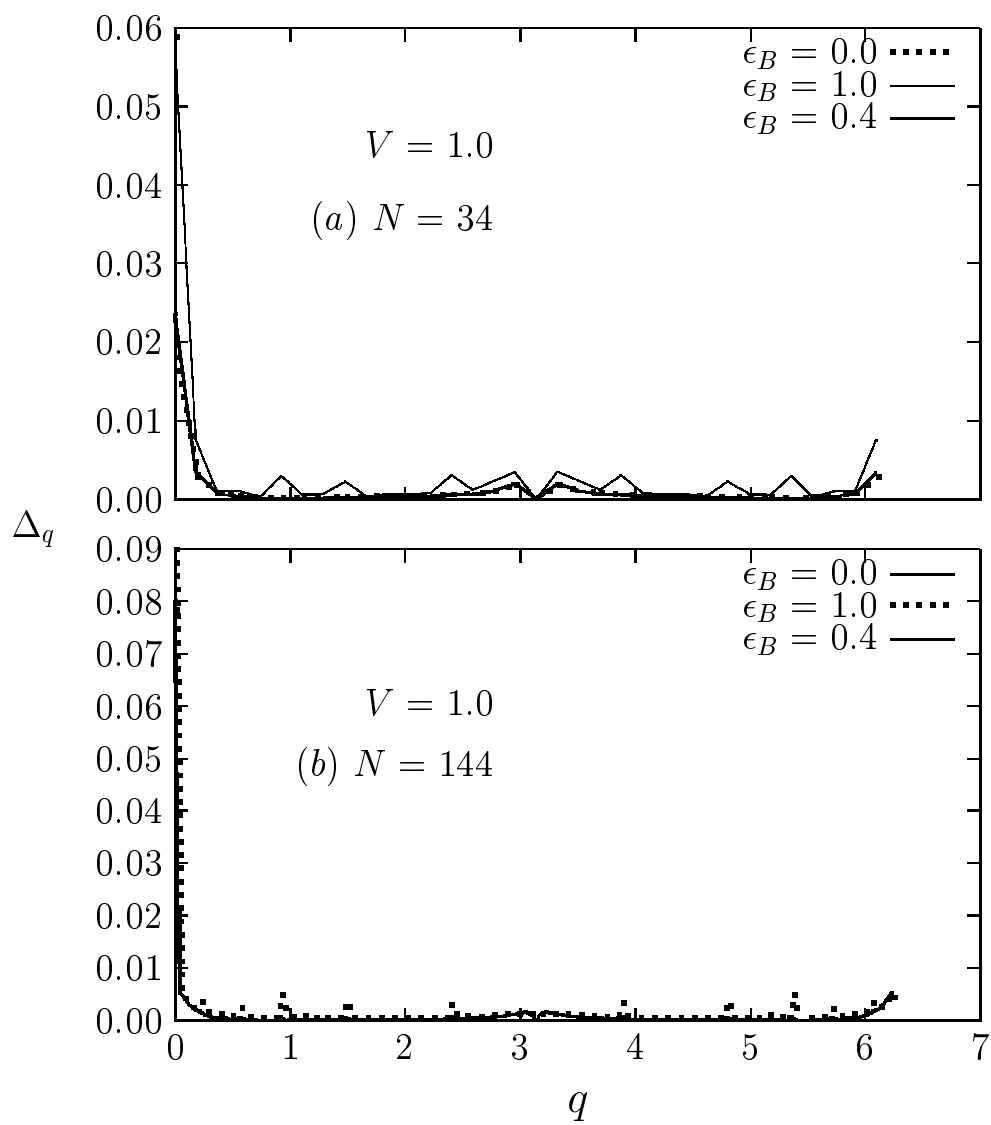


Fig.4



q
Fig.5

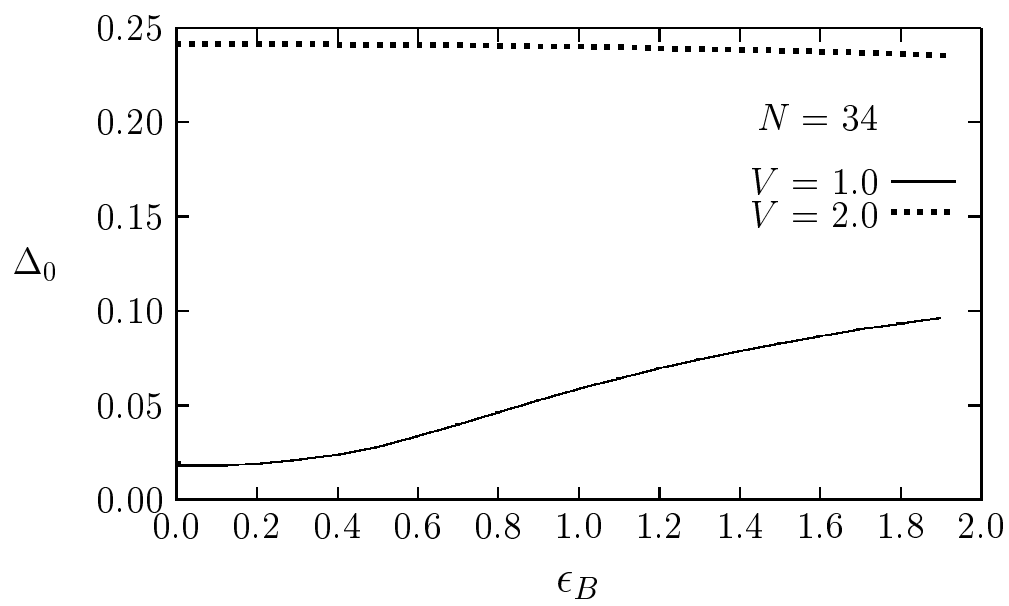


Fig.6

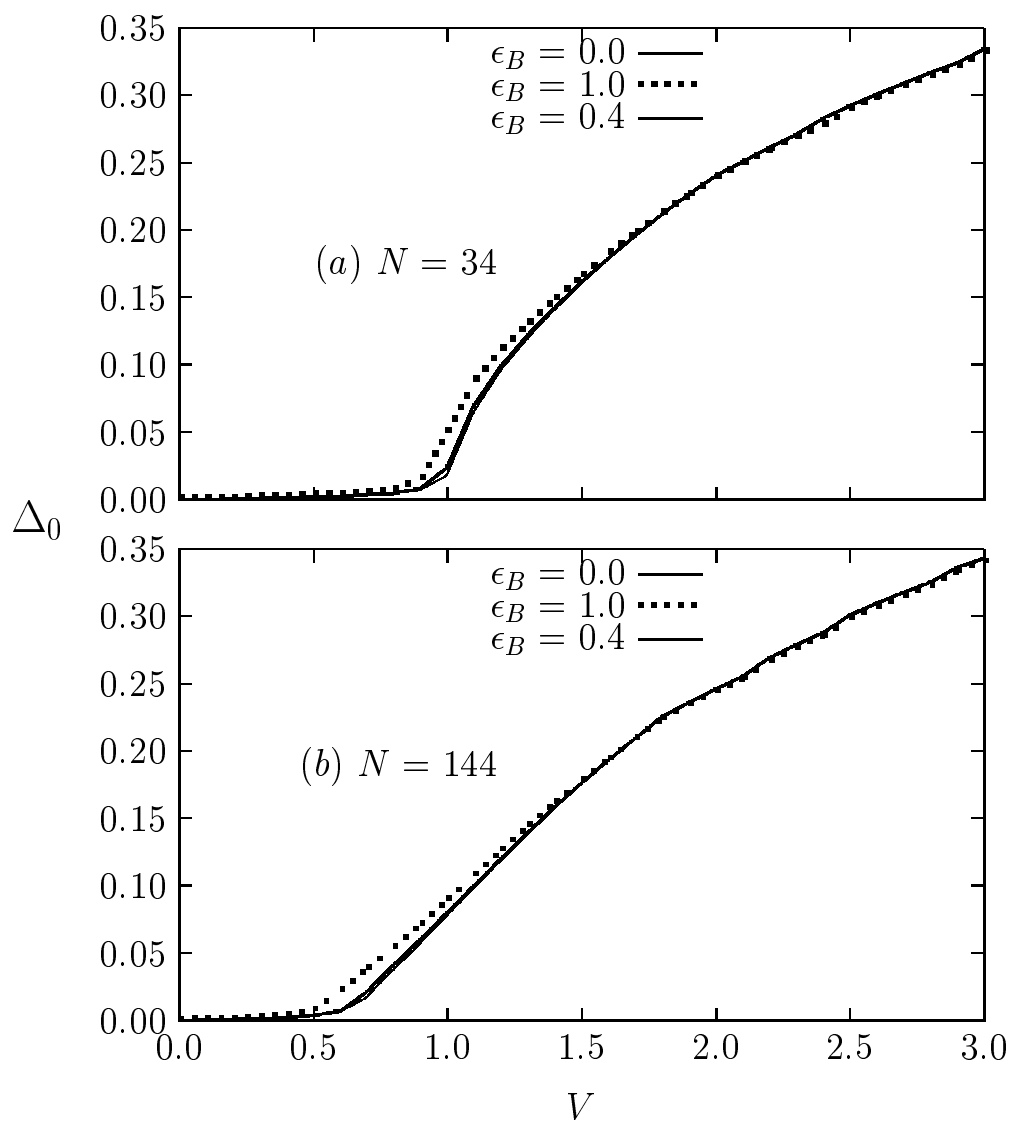


Fig.7

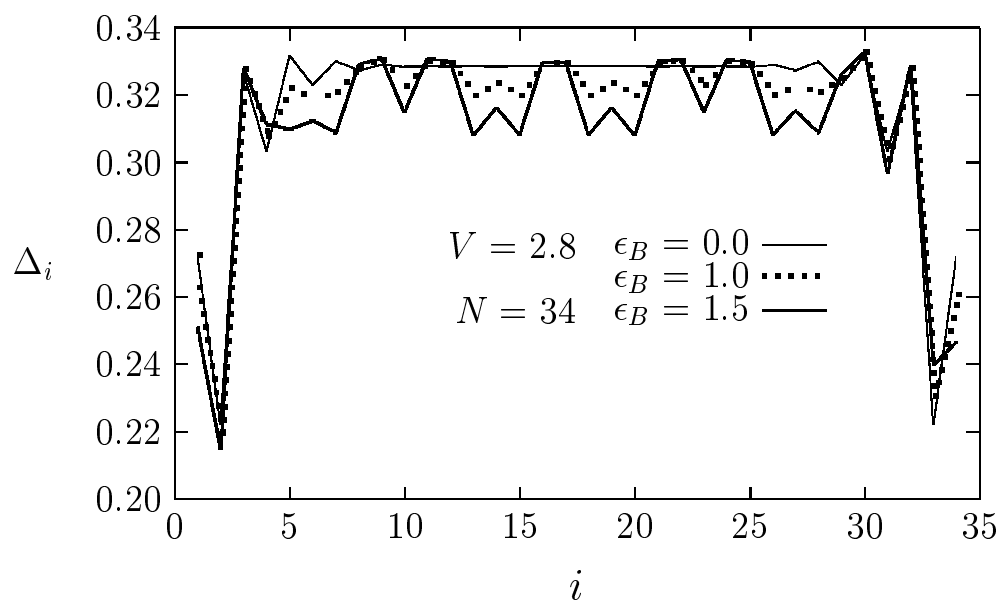
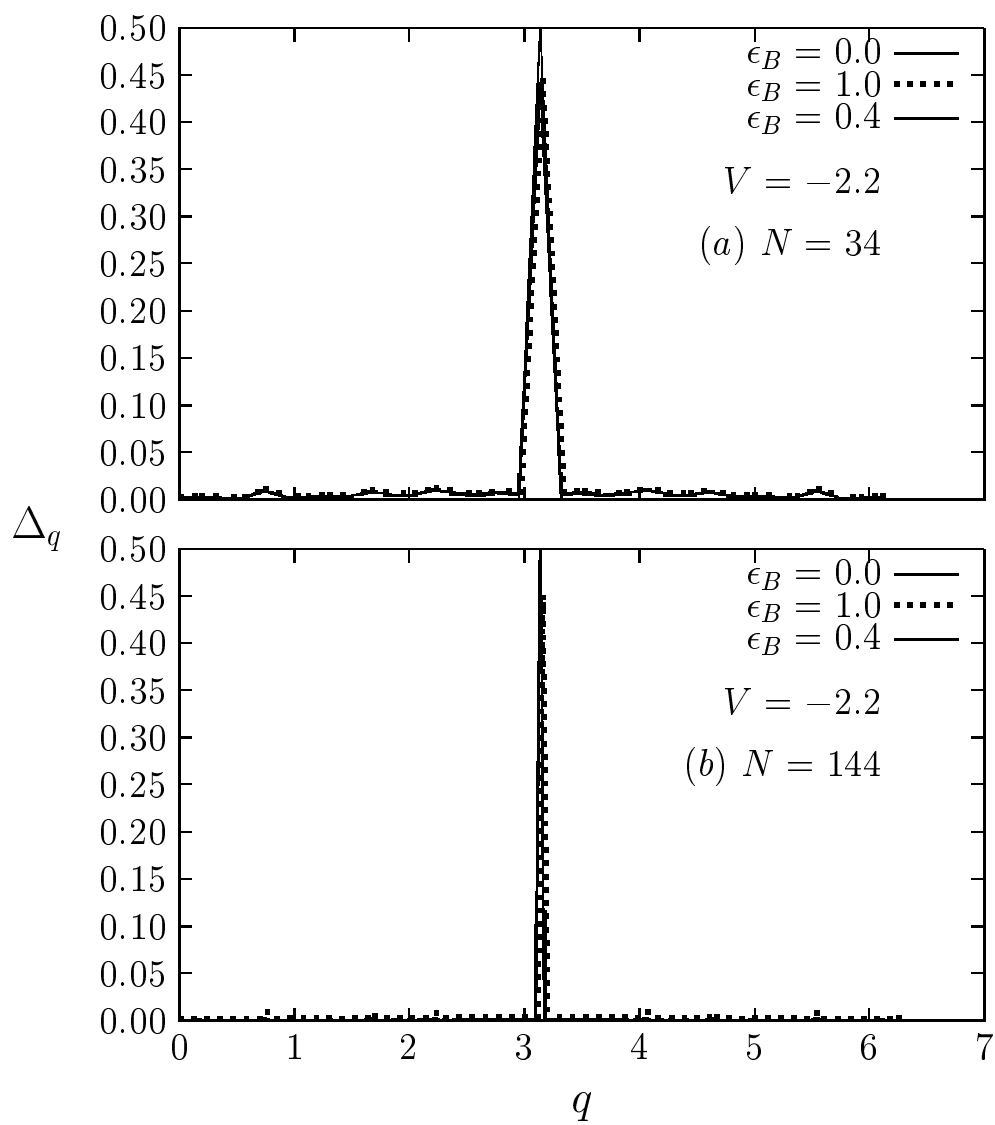


Fig.8



q
Fig.9

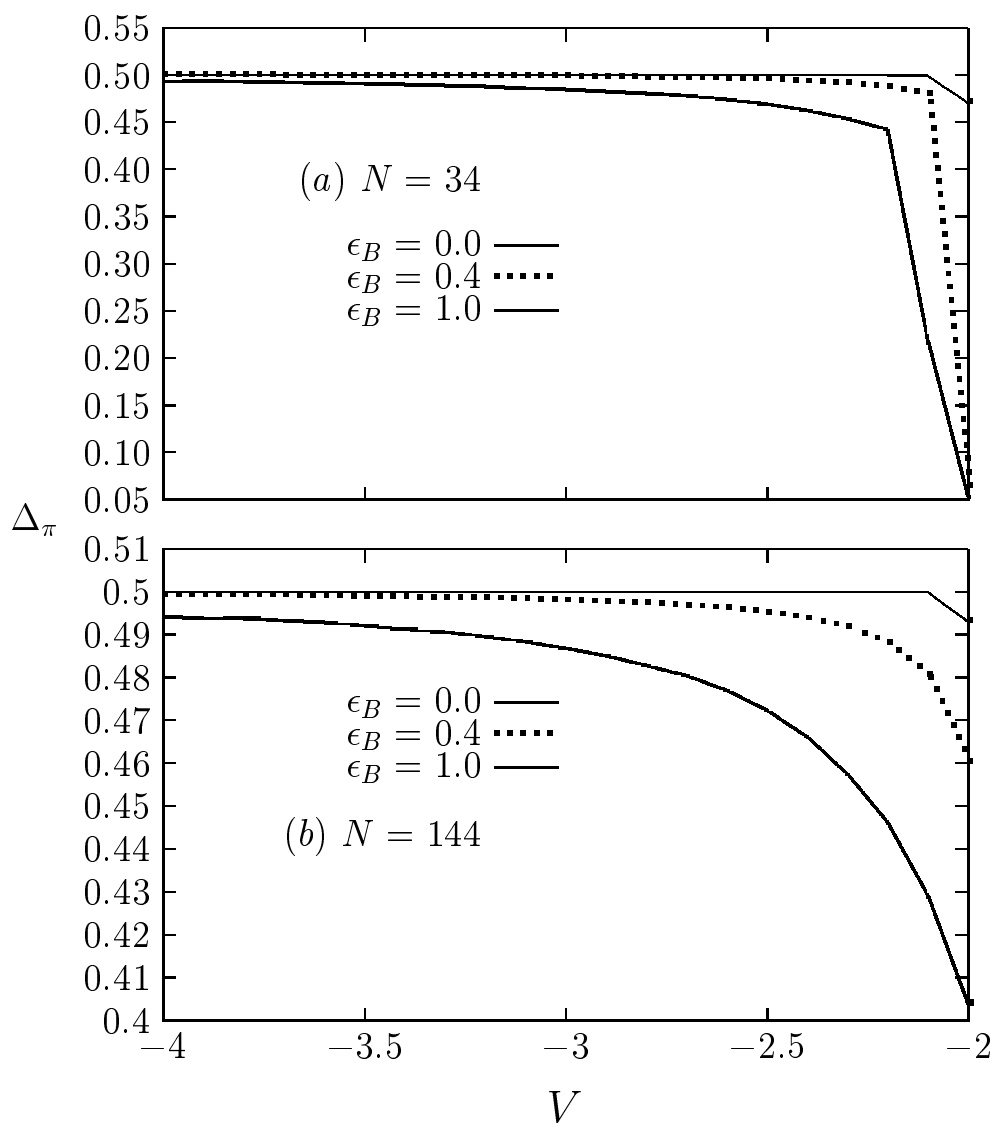


Fig.10

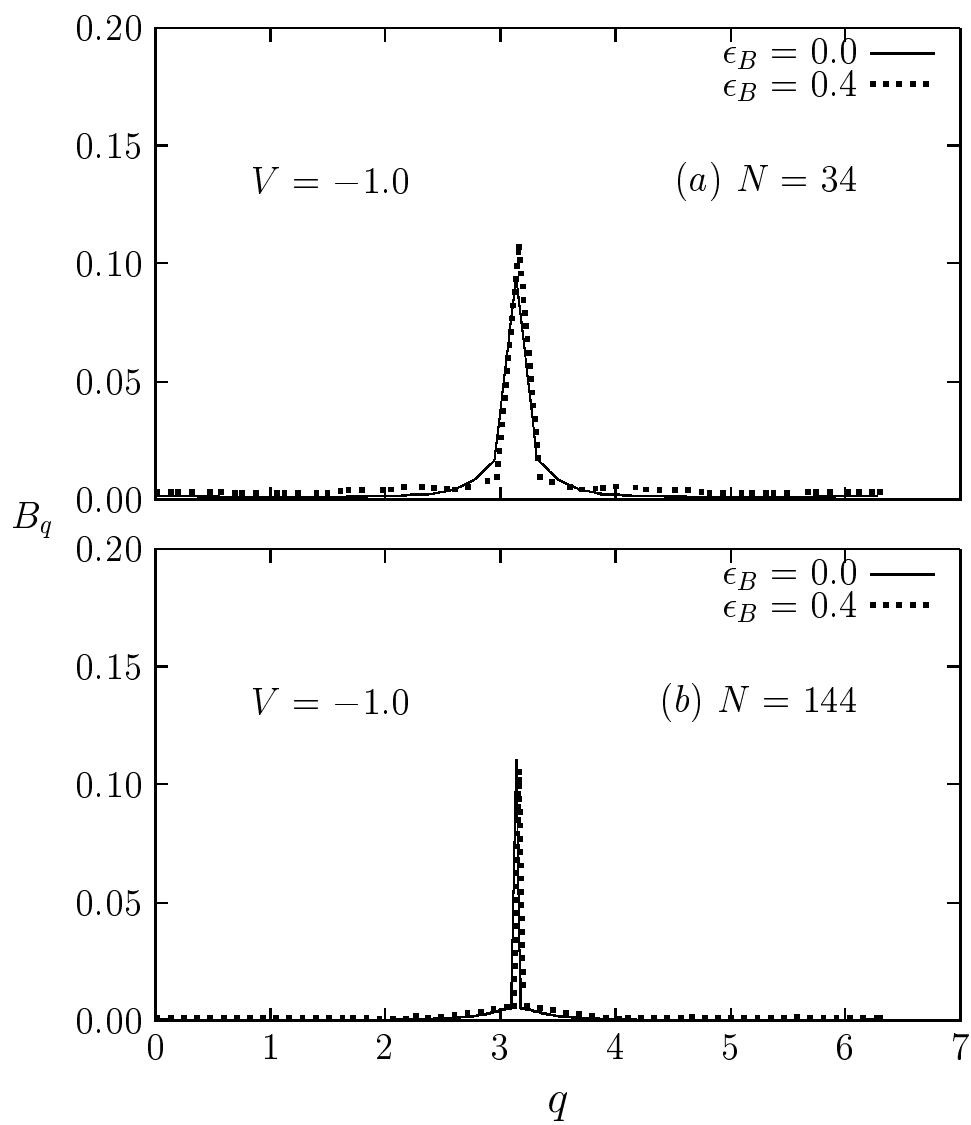


Fig.11

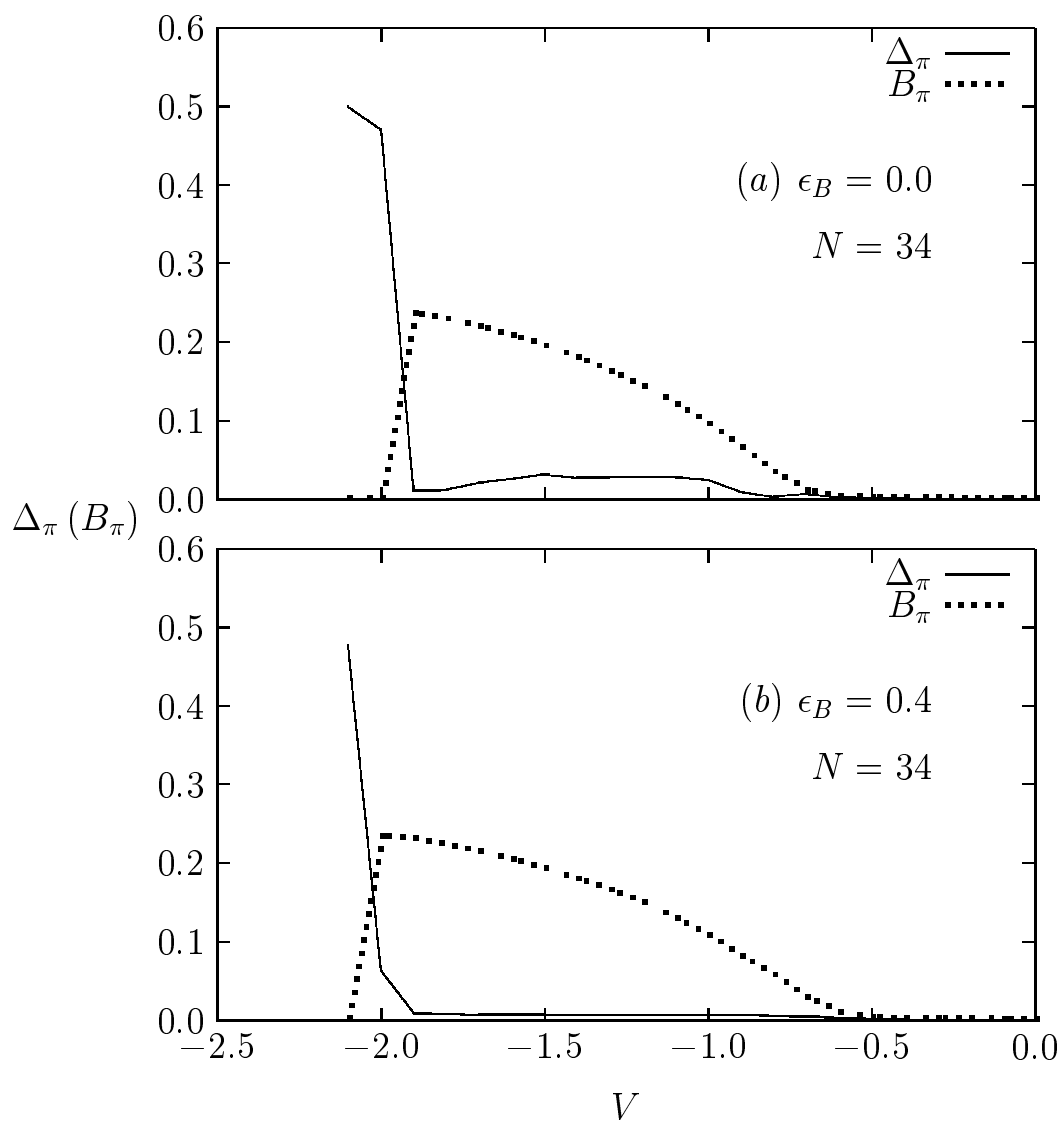


Fig.12

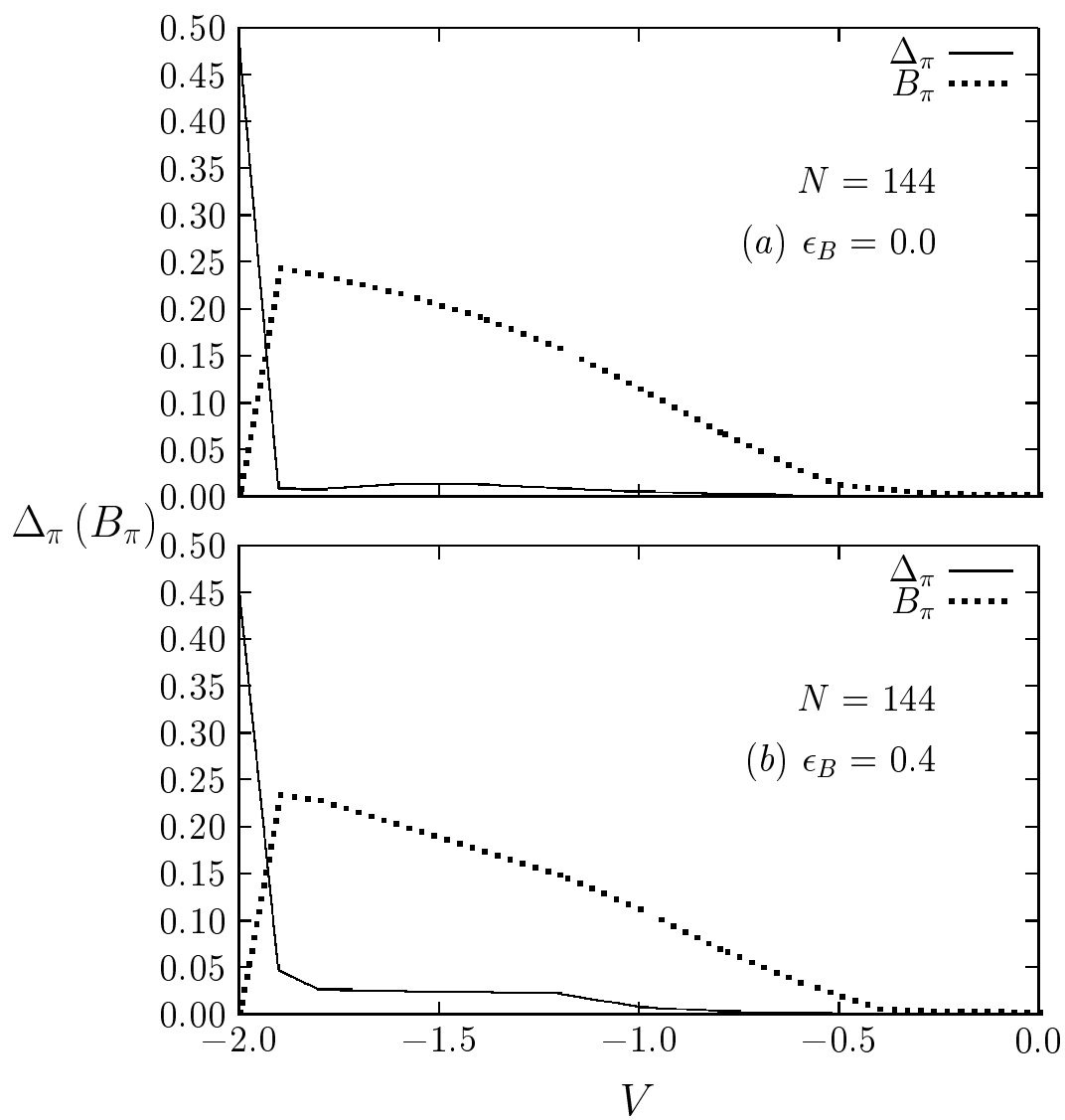


Fig.13