

# Charge and Spin Ordering in Insulating $\text{Na}_{0.5}\text{CoO}_2$ : Effects of Correlation and Symmetry

K.-W. Lee and W. E. Pickett

Department of Physics, University of California, Davis, CA 95616

(Dated: March 23, 2024)

Ab initio band theory including correlations due to intra-atomic repulsion is applied to study charge disproportionation and charge- and spin-ordering in insulating  $\text{Na}_{0.5}\text{CoO}_2$ . Various ordering patterns (zigzag and two striped) for four-Co supercells are analyzed before focusing on the observed "out-of-phase stripe" pattern of antiferromagnetic  $\text{Co}^{4+}$  spins along charge-ordered stripes. This pattern relieves frustration and shows distinct analogies with the cuprate layers: a bipartite lattice of antialigned spins, with axes at 90° angles. Substantial distinctions with cuprates are also discussed, including the tiny gap of a new variant of "charge transfer" type within the Co 3d system.

PACS numbers: 71.20.Be, 71.27.+a, 74.70.-b, 75.25.+z

The  $\text{Na}_x\text{CoO}_2$  system, which forms the basis for a quasi-two-dimensional transition metal oxide superconductor ( $T_c = 4.5\text{ K}$ ) when hydrated, [1] shows a wide variety of unexplained behaviors in the accessible range  $0 < x \leq 1$ . Counterintuitively (considering it is a 2D transition metal oxide) it shows uncorrelated behavior in the normal state for  $x < 0.5$  [2] (superconductivity arises when  $x \approx 0.3$  samples are hydrated). Then, rather unexpectedly for a hole-doped band insulator, it displays correlated behavior for  $x > 0.5$  including an enhanced linear specific heat coefficient and local moments (Curie-Weiss susceptibility). Both of these regimes are metallic. Precisely at  $x = 0.5$ , however, it evolves through Na ion ordering, charge ordering, and magnetic ordering transitions to attain a ground state that is insulating [3] with a very small gap (few tens of meV).

Much of the interest in this system lies in the triangular arrangement of the Co ions, and the expectation that the system should be addressable in terms of nonmagnetic  $\text{Co}^{3+}$  and spin-half  $\text{Co}^{4+}$  ions. Ordering phenomena, whether charge, spin, or orbital, acquires a different character on a triangular lattice [4, 5, 6] than on the heavily studied square lattice of the cuprate superconductors. The system becomes magnetically ordered at  $x \approx 0.75$  (antialigned stacking of ferromagnetic layers [7]). The insulating state was discovered by Foo et al. [3], who presented electron diffraction data indicating robust Na ion ordering (in an orthorhombic four-Co supercell [8, 9] whose cell shape is shown in Fig. 1. The Na ordering persisted to above room temperature, and it was suggested that Na ordering could be coupled to charge (hole) ordering. The zigzag Na order they inferred, involving equally the two distinct types of Na sites, was confirmed by Yang et al. [10], and calculations by Zhang et al. concluded that this ordering is favored because it minimizes the Coulomb interactions between the  $\text{Na}^+$  ions. [11]

As the temperature is lowered, a kink in the in-

plane susceptibility  $\chi_{ab}$  at  $T_{c1} = 88\text{ K}$  signals antiferromagnetic (AFM) ordering of some Co spins. [3, 12, 13] Infrared reactivity studies [14, 15, 16] detect a gap of 15 meV opening below  $T_{c2} = 52\text{ K}$ , where Foo et al. observed [3] the onset of insulating behavior in the resistivity  $\rho(T)$ .  $T_{c2}$  has been called the charge-ordering temperature but there is also additional magnetic rearrangement, signaled by a kink in  $\chi_c$ . [12, 13] At  $T_{c3} = 27\text{ K}$  Gasparovic et al. observed an additional kink in  $\chi_{ab}$  with no signature in  $\rho(T)$ ; this is the temperature where Foo et al. had observed structure in  $\rho(T)$  reflecting more highly insulating behavior. [3] Unlike the upper two transitions, there is no entropy change [8] at  $T_{c3}$ . The interpretation of this onset of insulating behavior was suspected to be charge ordering, [3, 15] inviting neutron diffraction studies. The two studies reported to date [12, 13] confirm that (1) there are two types of Co ions (i.e. charge disproportionation), one consistent with spin half but with a reduced ordered moment (0.25–0.34  $\mu_B$ ), the other spin being much smaller, and (2) AFM ordering below  $T_{c1} = 88\text{ K}$  seems to be the type shown in Fig. 1(b).

First principles local density approximation (LDA) calculations by Singh at  $x = 0.5$  predict [17] ferromagnetic (FM) Co layers to be much more stable than a simple AFM arrangement, and treating the Na ions explicitly does not change this conclusion. [18] A crucial development occurred with the discovery that, by using the correlated LDA + U method, explicit charge disproportionation occurs [2] above a critical value  $U_{cr}$ . Subsequent ordering of the holes then can relieve the frustration on the triangular lattice, whereupon it was found that AFM order became favored over FM at  $x = 0.5$ . [19]

The questions of type(s) of order, mechanism of ordering, and character of the insulating state have begun to be clarified by the data discussed above. A quantitative understanding of the behavior is likely to require accounting for: the multiband  $t_{2g}$  system

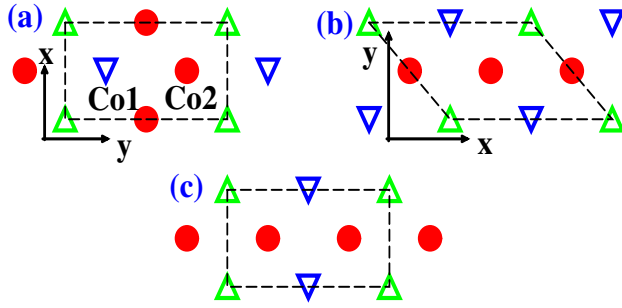


FIG. 1: (color online) Charge and spin ordering of (a) zigzag (ZZ) and (b) stripe (OP-ST) patterns suggested by Gasparovic et al. and Yokoi et al., and (c) in-phase stripe in the Co layer. In the OP-ST model (b) the Co2 ions lie at a site of in-plane inversion symmetry and is neighbored symmetrically by  $\uparrow$  and  $\downarrow$  spins. Triangle and filled circle denote magnetic (Co1) and nonmagnetic (Co2) cobalts, respectively, and the direction of the triangles indicates spin orientation. In the calculations, Na lies above Co2.

with symmetry broken down to singlet  $a_g$  + doublet  $e_g^0$  by the hexagonal ligand field; the triangular, non-bipartite lattice that frustrates AFM ordering and provides several nearly degenerate possibilities for charge order [11, 20, 21]; correlation effects strong enough to drive charge disproportionation but small enough to leave a tiny charge gap.

We have addressed these questions using the same methods [22] as for our previous studies on this system [2, 19] with attention to Brillouin zone sampling (up to 312 k-points in the irreducible zone). Specially, we utilize the disproportionated states provided by the LDA+U approach to address, for the three superlattice symmetries shown in Fig. 1, the energetics, the relative orientations and magnitudes of the magnetic moments, and characteristics of the electronic structure in the insulating phase. These Co orderings correspond to (a) zigzag (ZZ), (b) out-of-phase stripe (OP-ST), and (c) in-phase stripe (IP-ST). Note that the Na ion zigzag phase is not the same as this Co ZZ order; the Na zigzag involves one site on top of Co and another site not on top of any Co that is "less zigzag" than this Co ZZ order. There is some controversy of the effect of Na order: Na-Na repulsion accounts for the preferred order [11] without further mechanisms;  $\text{Na}^+$  order and  $\text{Co}^{3+}/\text{Co}^{4+}$  order are coupled [23]; or the observed  $\text{Co}^{3+}/\text{Co}^{4+}$  order can be obtained from a single-band extended Hubbard model [21] without any further complications. Li et al. [8] used the observed Na superstructure [8] and included O ion relaxation but did not compare the results with simpler Na arrangements [24]. We do not address this question here but note that the Na ordering we adopt, used in previous work, [19] serves to break the the sym-

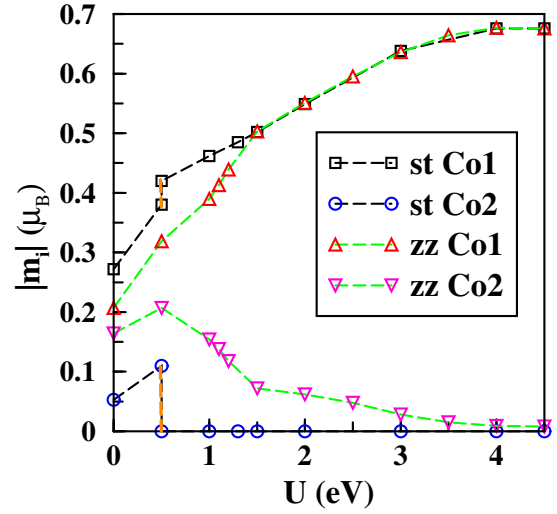


FIG. 2: (color online) Effect of  $U$  on magnitude of the Co local magnetic moments  $m_i$  in the stripe and zigzag patterns of AFM  $\text{Na}_{0.5}\text{CoO}_2$ . At  $U_c = 1.5$  eV, charge disproportionation  $\text{Co1}! \text{Co}^{4+}$  ( $S = 1/2$ ) and  $\text{Co2}! \text{Co}^{3+}$  ( $S = 0$ ), occurs with gap opening.

metry of the Co sites. Specially, the Na ions sit above the Co2 site (which becomes the nonmagnetic  $\text{Co}^{3+}$  site).

Our attempts to obtain an AFM state for the IP-ST model of Fig. 1(c) converged to a FM state (or nonmagnetic, if AFM symmetry was enforced). [25] Thus we will consider only the model given in Fig. 1(b) as a stripe (ST) pattern in this paper. Within LDA, FM is favored over AFM for both ZZ and ST patterns, as for all other values of  $x$ . [17] The energy difference is substantial for ZZ (300 meV/Co) but surprisingly small for ST (8 meV/Co). This favoring of FM by LDA confirms the need for including effects of correlation, as we do by applying the LDA+U method. As emphasized previously, results depend on the value of  $U$  and it is necessary to determine the appropriate value. This is rather straightforward for  $x = 0.5$ : there should be disproportionation, charge- and spin-ordering (AFM) and a very small gap. We first review behavior versus the repulsion strength  $U$ . Hund's rule  $J = 1$  eV is kept fixed.

The effect of  $U$  is evident in the calculated Co moments, displayed in Fig. 2. At  $U = 0$  (i.e. LDA level) the effects of symmetry (determined by the Na placement) is already strong. The Co1 and Co2 moments are nearly equal for ZZ, while there is already almost negligible moment on Co2 for ST. This difference reflects the higher symmetry of the Co2 ion in the ST pattern of Fig. 1(b): it is surrounded symmetrically (in-plane inversion) by two Co1 $\uparrow$ , two Co1 $\downarrow$ , and two nonmagnetic Co2. Increasing  $U$ , Co1 magnetic moments in both patterns increase monotonically and

become identical at and above  $U = 1.5$  eV. The low-spin Co<sup>2+</sup> magnetic moments show a much greater difference between the two patterns. For ST it becomes immediately (by  $U = 0.5$  eV) zero, while for ZZ there is at  $U = 0.5$  eV what might be identified as the charge disproportionation transition, but beyond this point the Co<sup>2+</sup> moment simply decreases monotonically, never becoming identically zero. From Fig. 1 (a) the lack of symmetry in ZZ is clear: although surrounded by two  $\uparrow$  and two  $\downarrow$  Co<sup>1+</sup> spins, and two low-spin Co<sup>2+</sup> ions, there is no in-plane inversion, so a moment is allowed. While the Co<sup>1+</sup> and Co<sup>2+</sup> ions are clearly disproportionated in Fig. 2, the charge difference is only 0.2 e (this difference is 0.02 e smaller for ST than ZZ).

The gap opens, for both patterns, at  $U = U_{cr} = 1.5$  eV. It is noteworthy that the disproportionation had occurred already at smaller  $U$  (see Fig. 2); thus we find here a richer behavior than in our previous studies with smaller cells or different Na concentrations, where disproportionation/ordering had coincided with gap opening. Such a difference was also obtained for a similar supercell by Li et al., who however found a somewhat larger value of  $U_{cr}$ . [18] This critical interaction strength coincides with a Mott-like transition in the Co<sup>1+</sup>  $a_g$  states, with upper and lower Hubbard bands separated by 2.2 eV as shown in Fig. 3. The distinctive  $a_g$  state is prominent already within LDA, arising from symmetry breaking due to the hexagonal ligand field ( $t_{2g} \uparrow a_g + e_g^{\uparrow\downarrow}$ ), and the gap opening at  $U_{cr}$  constitutes the band description of an orbitally selective Mott transition. Almost independent of  $U$ , the ZZ pattern is favored over ST by the very small value of 22 meV/Co; given the fact that the Na zigzag arrangement has been simplified in our calculations, we can conclude that these two patterns have no significant difference in energy.

The upper Hubbard band in the insulating state is quite flat, and in fact shows more dispersion perpendicular to the layers (200 meV) than within the layers. The band structures are pictured along directions parallel to ( $\hat{x}$ ), and perpendicular to ( $\hat{y}$ ), the ZZ or ST chains of Co ions in Fig. 3 for  $U = 2$  eV, a value slightly above  $U_{cr}$  to make the gaps more clearly visible. For the ZZ case, the minimum gap occurs at a corner of the zone that is not shown. The dispersions going away from the zone center of the uppermost two valence bands are entirely different for the two patterns, being positive for ST but negative for ZZ. The uppermost bands have primarily Co<sup>2+</sup>  $e_g^{\uparrow\downarrow}$  ( $t_{2g}$ ), and not  $a_g$ , character. In spite of these differences in dispersion through the zone, the orbital-projected density of states, not shown, is extremely similar for the ZZ and ST bands shown in Fig. 3.

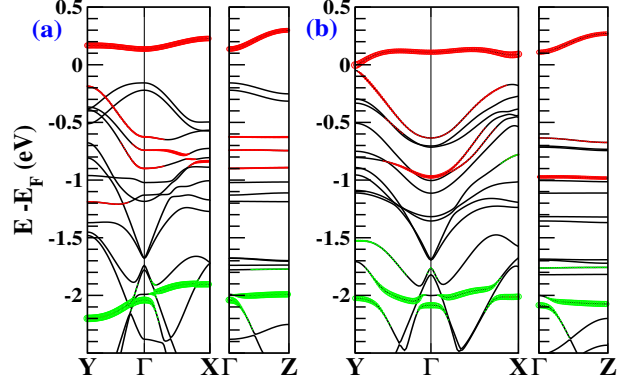


FIG. 3: (color online) View of the AFM band structures in the  $t_{2g}$  manifold at  $U = 2$  eV for (a) the zigzag (ZZ) and (b) the stripe (ST) patterns. The plot is along perpendicular ( $\hat{y}$ ) and parallel ( $\hat{x}$ ) directions for the each chain. Z denotes the zone-boundary point along  $\langle 001 \rangle$  direction. The thickened lines emphasize the bands with strong  $a_g$  character for each spin of a magnetic Co<sup>1+</sup>. The energy zero lies in the gap.

We focus now on the observed ST pattern. The gap occurs at the zone boundary point Y along  $k_y$ . Although Co 3d states border the gap on both sides, this is an unusual d-d charge transfer gap (not the usual p-d case), with unoccupied Co<sup>1+</sup> minority  $a_g$  states above, and primarily Co<sup>2+</sup>  $e_g^{\uparrow\downarrow}$  states below the gap. The stronger dispersion of the upper Hubbard band above the gap along  $Y$  – compared to  $X$  – can be understood as follows. Electrons excited into the upper Hubbard reside in the minority  $a_g$  states on Co<sup>1+</sup>, for example, a spin  $\uparrow$  electron will hop between Co<sup>1+</sup> ions with moments oriented  $\uparrow$ . Propagating in the  $\hat{y}$  direction, it can hop through a single Co<sup>2+</sup> ion; in the  $\hat{x}$  direction however, it must avoid the U cost of hopping onto an oppositely aligned Co<sup>1+</sup> ion, thus requiring hops through two Co<sup>2+</sup> ions before returning to another Co<sup>1+</sup>  $\uparrow$  ion, and its dispersion is reduced accordingly. Valence band holes introduced into the system will occupy nonmagnetic Co<sup>2+</sup>  $e_g^{\uparrow\downarrow}$  states, while electrons will occupy minority  $a_g$  states on Co<sup>1+</sup>.

Since the crystal field ( $t_{2g} \uparrow e_g$ ) gap is 2 eV, the optical transitions in the IR for the magnetically disordered metallic phase ( $T > T_{c1}$ ) reflect  $e_g^{\uparrow\downarrow} \rightarrow a_g$  excitations, i.e. transitions within the  $t_{2g}$  complex. Below the metal-insulator transition at  $T_{c2}$ , the excitations across the gap are to the upper Hubbard band, and the main weight of these transitions { the new (Co<sup>1+</sup>  $\rightarrow$  Co<sup>2+</sup>) charge-transfer type mentioned above { is shifted up in energy by only a few tens of meV. [14, 15, 16] This small shift is consistent with the small bandwidth that we find for the upper Hubbard band.

An interesting analogy with the AFM cuprate

layer arises. In this observed ST pattern Fig. 1(b), the antiferromagnetic arrangement has the bipartite, and 90°, topology of spins characteristic of the cuprate plane, except with anisotropy of ( $\text{Co}^{4+} - \text{Co}^{4+}$ ) parallel and perpendicular hopping amplitudes  $t_x; t_y$  and exchange couplings  $J_x; J_y$ . Note that exchange  $J_x$  is between near neighbors while  $J_y$  is between second Co neighbors. There are however strong distinctions to be made with cuprates. In cuprates  $U$  is 3-4 times larger, the effective metal-metal near neighbor hopping is 2-3 times greater, and the 2 eV gap typifies a robust Mott insulator. In this cobaltate system the tiny gap reflects a marginally insulating correlated state, and the low energy excitations require three d bands, versus the dominance of the single  $d_{x^2-y^2}$  state in the cuprates. It also seems that magnetic coupling cannot be treated in the usual Heisenberg form, because the superexchange mechanism is not dominant and the rather incommensurate moments depend strongly on the type of magnetic order. (A spin Hamiltonian might be reasonable for treatment of spin waves within a given ordered state.)

Our results suggest a specific picture of the temperature evolution at  $x=0.5$ . Noting that the FM ordered layers for  $x < 0.75$  are consistent with itinerant character and the  $0.5 < x < 0.75$  regime with fluctuation-suppressed magnetism, the magnetic ordering below  $T_{c1}$  may be more of a spin density wave (SDW) character which gaps some but not all of the Fermi surface; recall that for the ST pattern the FM-AFM energy difference is very small at small  $U$ , and that even at  $U=0$  there is a substantial difference in moments on Co1 and Co2, that is, an SDW. Several band structure studies have pointed out nesting features in the paramagnetic Fermi surface.[2, 17, 26] The challenge that this picture must face is that the primary magnetic order is unchanged at the insulating transition  $T_{c2}$ : Gasparovic et al. find that

the principal ordered moment grows with decreasing temperature[13] continuously through the insulating transition at  $T_{c2}$ . The additional order that results in a kink in  $\chi_c$  at  $T_{c2}$  has not yet been elucidated, but our results are consistent with the prevailing picture that disproportionation arises naturally at  $T_{c2}$ . The redistribution of spectral weight below  $T_{c2}$  observed in optical experiments show differences (weight shifted to 20-30 meV [16] or 70-100 meV [14]), but they seem consistent with the correlated band structure of Fig. 3 and particularly the narrowness of the unoccupied band.

It can reasonably be asked whether the ground state of this system should be considered as a correlated insulator, as outlined above, or instead as perhaps a SDW (at  $T_{c1}$ ) { CDW (at  $T_{c2}$ )} system. Balicas et al. have found that, when an applied in-plane field increases beyond 25 T the conductivity increases by a factor of two (a sort of insulator-metal transition), and observation of magnetoresistance oscillations suggest the restoration of part of the Fermi surface.[27] Certainly the insulating phase is delicate. However, the observation of a substantial ordered moment on Co1 (0.25-0.34  $\mu_B$ ) [12, 13] and little or none on Co2 speaks for a charge disproportionation picture (into identifiable  $\text{Co}^{4+}$  and  $\text{Co}^{3+}$  moments) and hence a correlated insulator below  $T_{c2}$ . The observed value of the Co1 moment is reduced somewhat from our calculated value of 0.5  $\mu_B$ , as would be expected from two-dimensional fluctuations of a spin-half moment already reduced substantially by hybridization [28] with O 2p states.

We acknowledge helpful communications with C. Bernhard, M. D. Johannes, J. Kunes, and D. J. Singh. This work was supported by DOE grant DE-FG 03-01ER 45876 and DOE's Computational Materials Science Network. W. E. P. acknowledges the support of DOE's SSAPP program.

- 
- [1] K. Takada et al., Nature 422, 53 (2003).
  - [2] K.-W. Lee et al., Phys. Rev. B 70, 045104 (2004).
  - [3] M.-L. Foo et al., Phys. Rev. Lett. 92, 247001 (2004).
  - [4] C. Honerkamp, Phys. Rev. B 68, 104510 (2003).
  - [5] M. Ogata, J. Phys. Soc. Japan 72, 1839 (2003).
  - [6] N. Bulut et al., Phys. Rev. Lett. 95, 037001 (2005).
  - [7] S. P. Bayrakci et al., Phys. Rev. Lett. 94, 157205 (2005).
  - [8] Q. Huang et al., J. Phys. Condens. Matter 16, 5803 (2004).
  - [9] H. W. Zandbergen et al., Phys. Rev. B 70, 024101 (2004).
  - [10] H. X. Yang et al., Solid State Commun. 134, 403 (2005).
  - [11] P. Zhang et al., Phys. Rev. B 71, 153102 (2005).
  - [12] M. Yokoi et al., J. Phys. Soc. Jpn. 74, 3046 (2005).
  - [13] G. Gasparovic et al., Phys. Rev. Lett. 96, 046403 (2006).
  - [14] N. L. Wang et al., Phys. Rev. Lett. 93, 147403 (2004).
  - [15] J. Hwang et al., Phys. Rev. B 72, 024549 (2005).
  - [16] S. Lupiet al et al., Phys. Rev. B 72, 024550 (2005).
  - [17] D. J. Singh, Phys. Rev. B 61, 13397 (2000).
  - [18] Z. Li et al., Phys. Rev. B 71, 024502 (2005).
  - [19] K.-W. Lee et al., Phys. Rev. Lett. 94, 026403 (2005).
  - [20] T. Mizokawa, New J. Phys. 6, 169 (2004).
  - [21] T.-P. Choy, D. Calanakis, and P. Phillips, cond-mat/0502164.
  - [22] K. Koepf and H. Eschrig, Phys. Rev. B 59, 1743

- (1999).
- [23] Y. S. Meng et al., Phys. Rev. B 72, 172103 (2005).
  - [24] J. Geck et al. [cond-mat/051154] have presented high-energy x-ray diffraction data and first principles calculations that provide new information on Na ordering in  $\text{Na}_{0.75}\text{CoO}_2$ .
  - [25] We suspect AFM solutions for the IP-ST pattern should exist, but since this pattern is not observed we have not pursued this question.
  - [26] M. D. Johannes et al., Phys. Rev. Lett. 93, 097005 (2004).
  - [27] L. Balicas et al., Phys. Rev. Lett. 94, 236402 (2005).
  - [28] C. A. Marianetti et al., Phys. Rev. Lett. 92, 196405 (2004).