

Enclosed area distribution in percolation

Robert Ziff, University of Michigan, Ann Arbor

March 23, 2022

(Talk presented in the StatPhys22 conference in Bangalore, India, July 5-9 2004.)

Abstract

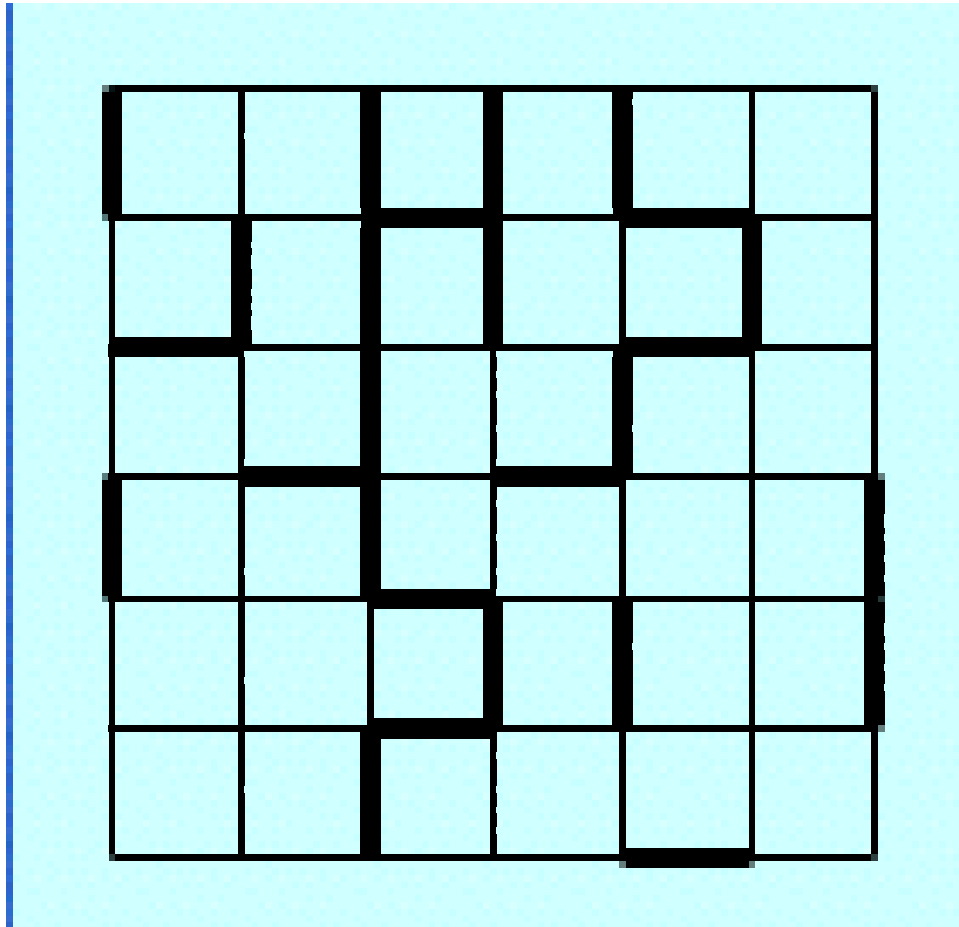
The number of two-dimensional percolation clusters whose external hulls enclose an area greater than A , in a system of area Ω , behaves at the critical point as $C\Omega/A$ for large A , where $C = 1/8\pi\sqrt{3}$. Here we show that away from the critical point this factor is multiplied by a scaling function that is asymptotically proportional to a simple exponential $\exp(-A/A^*)$ where A^* scales as $|p-p_c|^{-2\nu}$. The fit is better than for Kunz and Souillard sub-critical scaling, which would predict the asymptotic behavior $\exp(-(A/A^*)^{2/D})$ where $D = 91/48$ is the fractal dimension.

1 Percolation

In the percolation model, one considers a disordered system, constructed (for example) by taking a regular lattice and diluting it by making only a fraction p of the sites or bonds conducting (occupied). One is concerned with the appearance of long-range connectivity in the system – the percolation transition – and the behavior near the point of that transition. For definiteness, we consider mainly bond percolation on a square lattice, and define

$$s = \text{the number of wetted sites of a cluster.} \quad (1)$$


Isolated sites with no bonds attached correspond to $s = 1$.




Bond percolation on a square lattice, showing the appearance of a percolating path from the top of the system to the bottom


Following are pictures of a single system where p is slowly increased (bonds are added) and clusters are merged (as in the Newman Ziff algorithm).

















2 Traditional percolation distribution

What is the size distribution of clusters in percolation? According to scaling theory (e.g., Stauffer & Aharony 1994), the number of clusters of size s per site of the lattice behaves as

$$n_s(p) = c_1 s^{-\tau} f(c_2(p - p_c)s^\sigma) \quad (2)$$

where τ and σ , are universal exponents, and $f(x)$ is a universal function. However c_1 and c_2 are non-universal, but vary with the lattice and percolation type being considered. Here $f(0) = 1$ and $f(x) \rightarrow 0$ as $x \rightarrow \pm\infty$. The

scaling relation can also be written as

$$n_s(p) = c_1 s^{-\tau} F_{\pm}(s/s^*) \quad (3)$$

where $s^* = s_{\xi}$ is a typical size and scales as $|p - p_c|^{-1/\sigma}$. If a ratio of moments such as M_3/M_2 is used to define s^* , then s^* will have a coefficient that differs above and below p_c , and that difference will have to be included in the definition of $F_{\pm}(z)$ in terms of $f(z)$. In any case, $F_{\pm}(x)$ is universal, but the non-universal coefficient c_1 remains.

Indeed, n_s can never directly be put into a completely universal form because it concerns the size s which is a lattice-level quantity and by its very nature non-universal.

3 Universal form of the size distribution

We have shown (Ziff, Lorenz, & Kleban 1999) that, at the critical point p_c , the distribution of cluster size can be written in a completely universal form:

$$N(\text{clusters whose enclosed area} \geq A) \sim \frac{C\Omega}{A} \quad (4)$$

in a system of total area Ω , where C is a universal constant which for 2d percolation is given by (Cardy Ziff, 2003)

$$C = \frac{1}{8\pi\sqrt{3}} \approx 0.0229720373 \quad (5)$$

Results have also been found for the more general Potts model.

This result can also be phrased:

- The number of clusters per unit area \mathcal{A} whose enclosed area is greater than \mathcal{A} equals a universal number C .

4 Proof of (5)

From the definition of n_s we have

$$N(\text{clusters whose size} \geq s) = \Omega \int_s^{\infty} n_s ds \sim \Omega s^{1-\tau} \quad (6)$$

Each cluster has one external hull which encloses an area

$$A \sim r^2 \sim s^{2/D} \quad (7)$$

where D is the fractal dimension of the cluster and r is a length scale. Thus, $s \sim A^{D/2}$ and

$$\begin{aligned} N(\text{clusters whose enclosed area} \geq A) &\sim \Omega A^{(D/2)(1-\tau)} \\ &= \Omega/A \end{aligned} \quad (8)$$

by virtue of the hyperscaling relation

$$\frac{d}{D} = \tau - 1 \quad (9)$$

Furthermore, the constant C must be universal, since $N(\text{area} \geq A)$ is only a property of the larger clusters, or, in other words, a property of the universal percolation *fractal*.

5 Derivation of the exact value of C

Eq. (4) implies that the average *depth*, defined as the number of outer hulls crossed in going from a point to the edge of the system, scales as

$$C \log(\Omega/A_0) \quad (10)$$

where A_0 is a lower cutoff of the area (\sim the lattice spacing). Transforming conformally from an annulus to a rectangle using $z \rightarrow \log z$, we find that this corresponds to a rectangular system with $8\pi C$ clusters crossing per unit length. But Cardy has shown that that number is $1/\sqrt{3}$, which implies

$$C = \frac{1}{8\pi\sqrt{3}} \quad (11)$$

as given above.

6 Numerical demonstration

We generate “rooted” hulls by carrying out a hull generating walk on a lattice, and stopping when the cluster closes or when an upper cutoff is reached. Using a (virtual) lattice of 65536×65536 , and a cutoff of $2^{22} = 4194304$ steps, we add a weight to each walk of a factor of $1/(\text{no. steps})$, and thus find an *unbiased* estimate of $N(\text{area} = A)$ as long as $A < \text{cutoff}$. We bin logarithmically,

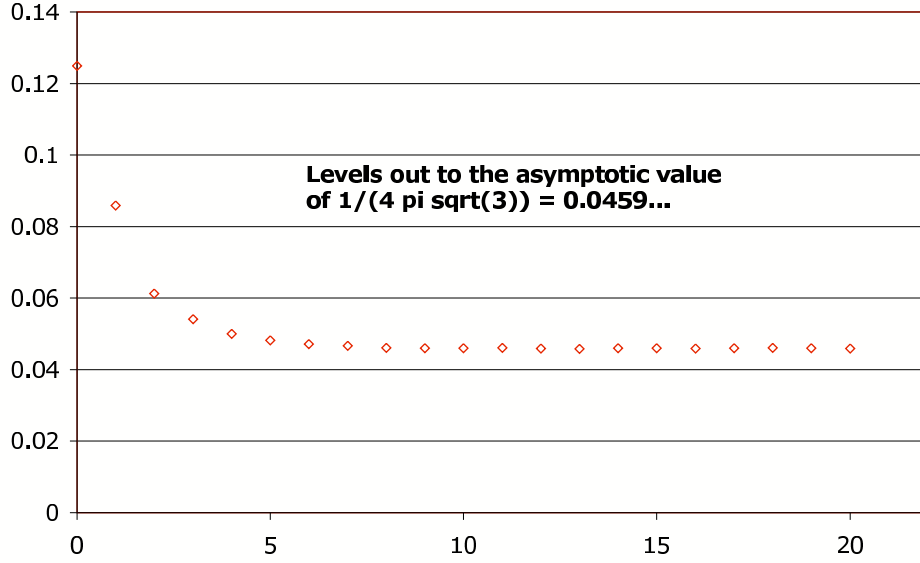
$$N(A, 2A) = N(\text{hulls w/enclosed area} \in (A, 2A))/\Omega \quad (12)$$

which should behave asymptotically for large A as

$$N(A, 2A) = C \left(\frac{1}{A} - \frac{1}{2A} \right) = \frac{C}{2A} \quad (13)$$

or $2AN(A, 2A) = C$ (or $2C$ for both interior and exterior hulls):

2A N(hull area in range (A,2A)) vs. Log_2 A



7 Off-critical behavior

Away from p_c , we expect

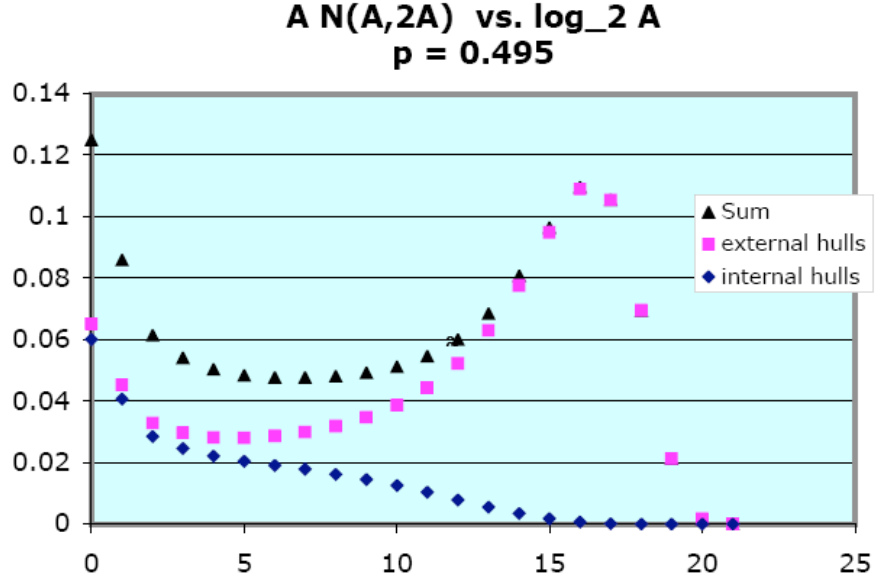
$$N(\text{hulls whose enclosed area} \geq A) \sim \frac{C\Omega}{A} G(A/A^*) \quad (14)$$

where A^* = typical hull area and $G(x)$ is a scaling function that should be universal. One expects

$$A^* \sim \xi^2 \sim \frac{1}{|p - p_c|^{2\nu}} \quad (15)$$

where ξ is the correlation length and $\nu = 4/3$ in 2d, since the area of a percolating cluster is not a fractal (even though its boundary is a fractal).

Here we plot the same quantity as before but at $p = 0.495$. The quantity $AN(A, 2A)$ for both internal and external hulls approaches the value of $2C$ for $\log A \approx 5$ but then deviates for larger A .



8 Average Area

We can define an average area by averaging A^2 over all clusters (normalizing by Ω):

$$\begin{aligned}
 \langle A \rangle &= \frac{1}{\Omega} \sum_A A^2 N(\text{area} = A) \\
 &\approx \frac{1}{\Omega} \int_0^\infty A^2 N(\text{area} = A) dA \\
 &= \frac{1}{\Omega} \int_0^\infty 2A N(\text{area} \geq A) dA \\
 &= 2C \int_0^\infty G(A/A^*) dA \\
 &= 2CA^* \int_0^\infty G(x) dx
 \end{aligned} \tag{16}$$

so that

$$\langle A \rangle \propto A^* \tag{17}$$

Note that we do *not* use $\sum A N(\text{area}=A)$ to define the average area, because that quantity scales as $\ln A^*/A_0$, where A_0 is a lower cutoff (area of basic cell of the lattice). In fact, that quantity gives the average *depth* of crossed loops.

9 Numerical measurement of average area

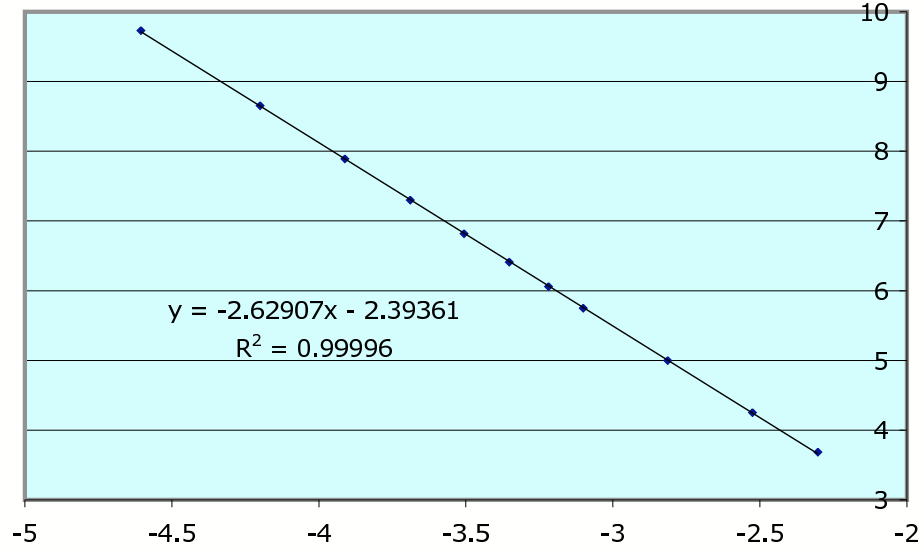
We have verified that $\langle A \rangle$ indeed scales as $|p - p_c|^{-2\nu}$.

p	$\langle A \rangle$	logarithmic slope
0.4	39.786	
0.42	70.351	-2.554
0.44	148.060	-2.587
0.455	313.931	-2.612
0.46	427.332	-2.618
0.465	607.705	-2.620
0.47	912.729	-2.639
0.475	1478.133	-2.628
0.48	2670.927	-2.646
0.485	5730.272	-2.652
0.49	16841.970	-2.659

Table. Average area size, per lattice site (both internal and external hulls) as a function of p . The logarithmic slope $\Delta \log A / \Delta \log(p_c - p)$, clearly approaches a value consistent with $-8/3$.

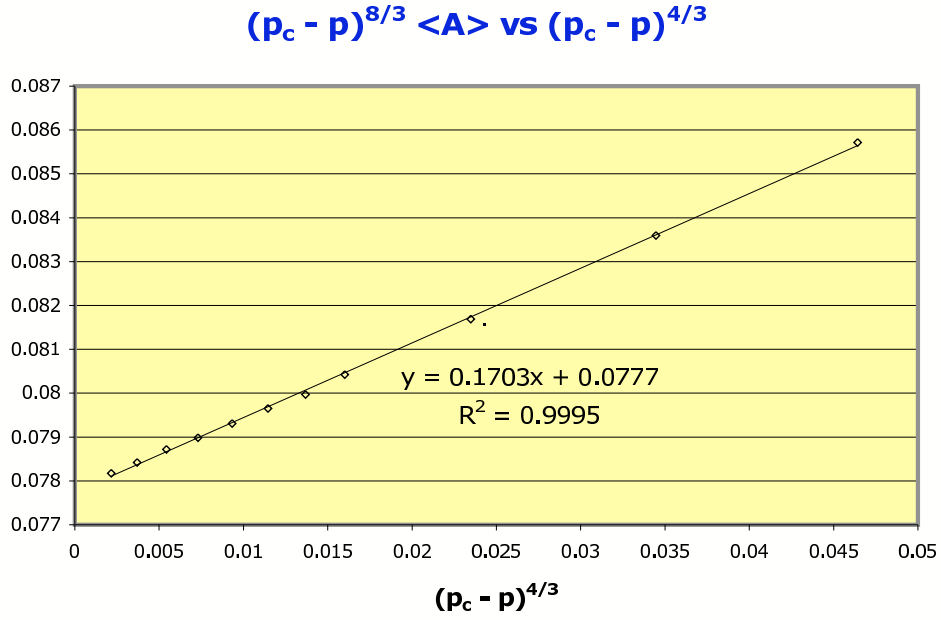
Here it is plotted on a log-log scale:

Mean area $\langle A \rangle$ vs. $(p_c - p)$ on a log-log scale



10 Higher-order behavior of the mean area

Assuming an exponent of $8/3$, we can find the higher-order behavior by plotting $(p_c - p)^{8/3} \langle A \rangle$ vs. $(p_c - p)^x$, and varying x until we find a straight line, which occurs for $x = 4/3$:

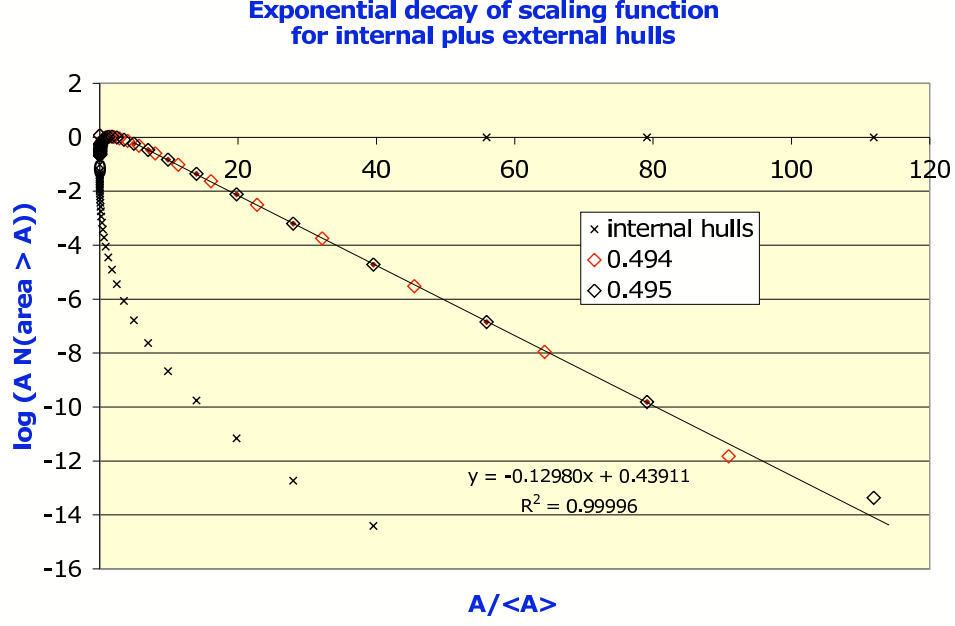


which implies

$$\langle A \rangle = a_0(p_c - p)^{-8/3} + a_1(p_c - p)^{-4/3} \dots \quad (18)$$

11 Asymptotic behavior of $G(x)$

For large x , we find $G(x)$ decays as e^{-cx} :



Because the precise definition of A^* is arbitrary up to a constant, we can fix that constant by requiring that $G(x)$ is a simple exponential for large x :

$$G(x) \sim e^{-x} \quad x \gg 1 \quad (19)$$

which implies that

$$A^* = \langle A \rangle / 0.130 \quad (20)$$

so that

$$2C \int_0^\infty G(x) dx = 0.130 \quad (21)$$

12 Comparison to sub-critical percolation mass

For $s \gg s^*$, the distribution of mass s in subcritical percolation is believed to behave as (Kunz and Souillard 1978):

$$n_s(p) \sim \frac{1}{s} e^{-as/s^*} \quad (22)$$

- This is evidently consistent with our result only if $s \sim A$ (instead of $s \sim A^{D/2} = A^{91/96}$) for subcritical clusters

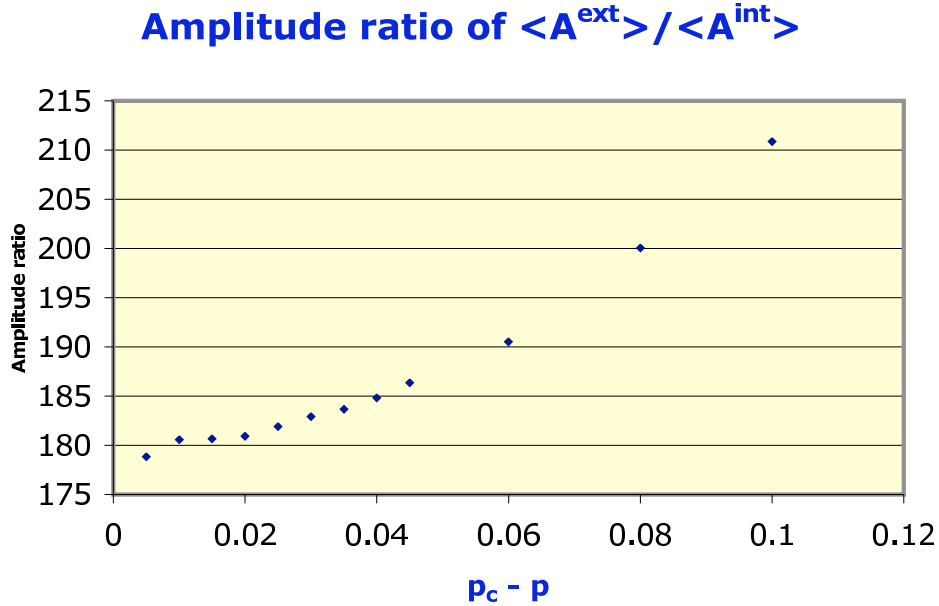
- Note also that n_s apparently has a more complicated form than N , since n_s changes its leading power term from $s^{-\tau}$ for $s \ll s^*$, to s^{-1} for $s \gg s^*$, while N always has the same leading behavior of A^{-1} for all A .

13 Amplitude ratio of average areas

According to the universal of $G(x)$, the amplitude ratio of

$$\frac{\langle A \rangle^{[\text{ext}]}}{\langle A \rangle^{[\text{int}]}} = \frac{\int_0^\infty G(x)^{[\text{ext}]} dx}{\int_0^\infty G(x)^{[\text{int}]} dx} \quad (23)$$

is also universal. (Note – there is only one A^* in the system, used for scaling for both internal and external clusters). The measurements suggest a value of about 180 for this ratio (note higher statistical error as $p \rightarrow p_c$):

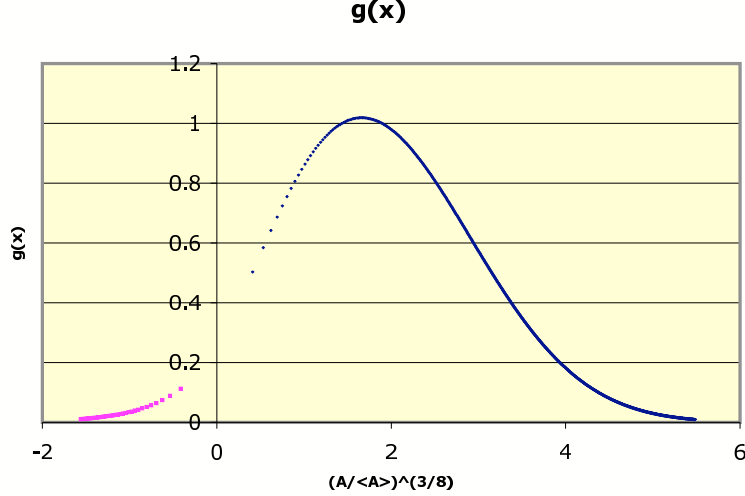


14 Alternate form of scaling

We can also write N as

$$N(\text{area} > A) = \frac{C\Omega}{A} g(\pm (A/A^*)^{1/2\nu}) \quad (24)$$

where $1/2\nu = 3/8$ and \pm refers to external (+) and internal hulls (-). We write the argument of g in this way because then it is proportional to $(p - p_c)A^{1/2\nu}$ and therefore $g(z)$ should be a single analytic function of z for both positive and negative z , as in (2) for the size distribution. Here are our results for $p = 0.495$ for the scaling function $g(x)$:



15 Conclusions

We have shown

$$N(\text{hulls whose enclosed area} \geq A) \sim \frac{C\Omega}{A} G(A/A^*) \quad (25)$$

with $G(x)$ a unique universal function satisfying

$$G(x) = 1 \quad x = 0 \quad (26)$$

$$G(x) \sim ce^{-x} \quad x \gg 1 \quad (27)$$

where $c \approx \exp(0.439) = 1.55$ and $A^* = \langle A \rangle / 0.130$.

16 Appendix: Scaling for $N(\text{area} = A)$

For $N_A =$ number of hulls whose area *equals* A , we can write

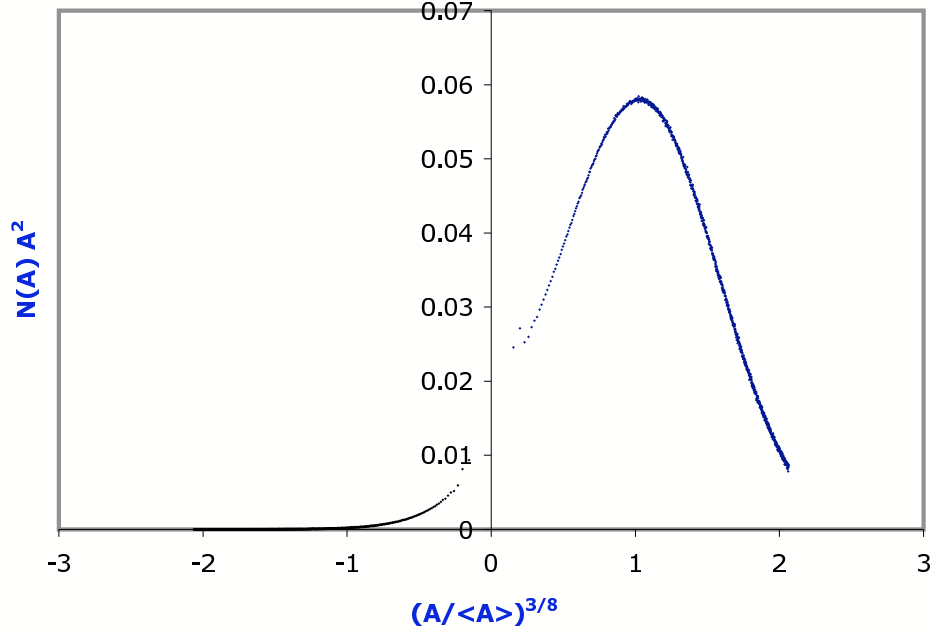
$$N_A = \frac{C}{A^2} \bar{F}_{\pm}(A/A^*) = \frac{C}{A^2} \bar{f}(c_3(p - p_c)A^{1/2\nu}) \quad (28)$$

where $1/2\nu = 3/8$ and $\bar{f}(x) = \bar{F}(x^{2\nu})$. This is not a universal form of the distribution both because it involves clusters of *exactly* area A , and also because the non-universal constant c_3 shows up in the argument of \bar{f} (in the second form). It is interesting however as the counterpoint of the scaling form (2) of the percolation mass that is also analytic at $p = 0$.

Here we keep internal and external hulls separate. By duality, we have the symmetry,

$$\bar{f}^{[\text{ext}]}(x) = \bar{f}^{[\text{int}]}(-x) \quad (29)$$

which allows us to the entire curve of $\bar{f}(x)$ by making measurements at $p < p_c$ only, and using the internal hulls for $-x$ and the external hulls for x . Here are the results for $p = 0.44$, where we plot $A^2 N_A$ vs. $(p - p_c)A^{3/8}$, analogous to (14):



17 Note

An inconsistent factor of 4 was used in the definition of the area, and this error may not have been consistently corrected in all of the plots.

18 References

1. D. Stauffer and A. Aharony, *Introduction to Percolation Theory*, 2nd. edition (Taylor & Francis, London, 1994).
2. M. E. J. Newman and R. M. Ziff, Efficient Monte Carlo algorithm and high-precision results for percolation, Phys. Rev. Lett. **85** 4104-4107 (2000), and Fast Monte Carlo algorithm for site or bond percolation, Phys. Rev. E **64**, 016706 (2001).
3. J. Cardy and R. M. Ziff, Exact results for the universal area distribution in percolation, ising, and Potts models, J. Stat. Phys. **110**, 1-33 (2003).
4. R. M. Ziff, C. D. Lorenz, and P. Kleban, Shape-dependent universality in percolation, Physica A **266**, 17-26 (1999).
5. H. Kunz and B. Souillard, Essential singularity in the percolation model, Phys. Rev. Lett. **40**, 133-135 (1978).