

Fractional-Period Excitations in Continuum Periodic Systems

H. E. Nistazakis¹, M. A. Porter², P. G. Kevrekidis³, D. J. Frantzeskakis¹, A. N. Nicolin⁴, and J. K. Chin⁵

¹ Department of Physics, University of Athens, Panepistimiopolis, Zografos, Athens 15784, Greece

² Department of Physics and Center for the Physics of Information,
California Institute of Technology, Pasadena, CA 91125, USA

³ Department of Mathematics and Statistics, University of Massachusetts, Amherst MA 01003-4515, USA

⁴ Niels Bohr Institute, DK-2100, Blegdamsvej 17, Copenhagen, Denmark

⁵ Department of Physics, MIT-Harvard Center for Ultracold Atoms,
and Research Laboratory of Electronics, MIT, Cambridge, Massachusetts 02139, USA

We investigate the generation of fractional-period states in continuum periodic systems. As an example, we consider a Bose-Einstein condensate confined in an optical-lattice potential. We show that when the potential is turned on non-adiabatically, the system explores a number of transient states whose periodicity is a fraction of that of the lattice. We illustrate the origin of fractional-period states analytically by treating them as resonant states of a parametrically forced Duffing oscillator and discuss their transient nature and potential observability.

PACS numbers: 05.45.Yv, 03.75.Lm, 05.45.-a

I. INTRODUCTION

In the past few years, there has been considerable interest in both genuinely discrete and continuum but periodic systems [1]. These arise in diverse physical contexts [2], including coupled waveguide arrays and photorefractive crystals in nonlinear optics [3], Bose-Einstein condensates (BECs) in optical lattices (OLs) in atomic physics [4], and DNA double-strand dynamics in biophysics [5]. One of the most interesting themes that emerges in this context is the concept of "effective discreteness" induced by continuum periodic dynamics. There have been many efforts both to derive discrete systems that emulate the dynamics of continuum periodic ones [6] and to obtain continuum systems that mimic properties of discrete ones [7]. Additionally, the connection between discrete and continuum systems in various settings is one of the main research thrusts that has emerged from studies of the Fermi-Pasta-Ulam problem [2].

This paper examines a type of excitation, not previously analyzed (to the best of our knowledge), with the intriguing characteristic that it can be observed in continuum periodic systems but cannot be captured using a genuinely discrete description of the same problem. The reason for this is that these states bear the unusual feature that their length scale is a fraction of that of the continuum periodic potential. Thus, the "fractional-period" states reported in this paper are not stationary states of the latter problem, but rather transient excitations that persist for finite, observable times.

To illustrate these fractional states, we consider the example of a trapped BEC in which an OL potential is turned on (as a non-adiabatic perturbation) [4]. Our results can also be applied in the context of optics by considering, for example, the effect of abruptly turning on an ordinary polarization beam in a photorefractive crystal [3]. Our particular interest in BECs is motivated by recent experiments [8], where after loading the condensate in an OL, the amplitude of the pertinent standing

wave was modulated and the resulting excitations were probed. These findings were subsequently analyzed in the framework of the Gross-Pitaevskii equation in [9], where it was argued that a parametric resonance occurs due to the OL amplitude modulation. These results were further enforced by the analysis of [10], which included a computation of the relevant stability diagram and growth rates of parametrically unstable modes. The results of [8] were also examined in [11] by treating the Bose gas as a Tomonaga-Luttinger liquid.

A similar experiment, illustrating the controllability of such OLs, was recently reported in [12], where instead of modulating the amplitude of the lattice, its location was translated (shaken) periodically. This resulted in mixing between vibrational levels and the observation of period-doubled states. Such states were predicted earlier [13, 14] in both lattice (discrete nonlinear Schrödinger) and continuum (Gross-Pitaevskii) frameworks in connection to a modulational instability [15, 16] and were also examined recently in [17]. Period-multiplied states may exist as stationary (often unstable) solutions of such nonlinear problems and can usually be captured in the relevant lattice models.

To obtain fractional-period states, which cannot be constructed using Bloch's theorem [18], we will consider a setting similar to that of [9], akin to the experiments of [8]. However, contrary to the aforementioned earlier works (but still within the realm of the experimentally available possibilities of, e.g., Ref. [8]), we propose applying a strong non-adiabatic perturbation to the system (which originally consists of a magnetically confined BEC) by abruptly switching on an OL potential. As a result, the BEC is far from its desired ground state. Because of these nonequilibrium conditions, the system "wanders" in configuration space while trying to achieve its energetically desired state. In this process, we monitor the fractional-period states as observable transient excitations and report their signature in Fourier space. After presenting the relevant setup, we give an analysis of half-

period and quarter-period states in a simplified setting. We illustrate how these states emerge, respectively, as harmonic and 1/2 superharmonic resonances of a parametrically forced Duffing oscillator describing the spatial dynamics of BEC standing waves (see Appendices A and B for details). We subsequently monitor these states in appropriately crafted numerical experiments and examine their dependence on system parameters. Finally, we also suggest possible means for observing the relevant states experimentally.

The rest of this paper is organized as follows. In Section II, we present the model and the analytical results. (The details of the derivation of these results are presented in appendices; Appendix A discusses half-period states and Appendix B discusses quarter-period states.) We present our numerical results in Section III and summarize our findings and present our conclusions in Section IV.

II. MODEL AND ANALYSIS

A. Setup

A quasi-1D BEC is described by the dimensionless Gross-Pitaevskii (GP) equation [4, 19],

$$i\frac{\partial \psi}{\partial t} = \frac{1}{2}\frac{\partial^2 \psi}{\partial x^2} + g|\psi|^2\psi + V(x;t); \quad (1)$$

where $\psi(x;t)$ is the mean-field wavefunction (with atomic density $|\psi|^2$ rescaled by the peak density n_0), x is measured in units of the healing length $\xi = \sqrt{\hbar^2 / 2m n_0 g_{1D}}$ (where m is the atomic mass), t is measured in units of $\tau = \hbar / c$ (where $c = \sqrt{n_0 g_{1D} \hbar^2 / m}$ is the Bogoliubov speed of sound), $g_{1D} = 2\pi \hbar^2 a / m$ is the effective 1D interaction strength, ω_\perp is the transverse confinement frequency, a is the scattering length, and energy is measured in units of the chemical potential $\mu = g_{1D} n_0$. The nonlinearity strength g (proportional to a) is taken to be positive in connection to the ^{87}Rb experiments of [8]. The potential,

$$V(x;t) = \frac{1}{2}\omega_\perp^2 x^2 + V_0 H(t) [1 + A \sin(\omega_\perp t)] \sin^2(qx); \quad (2)$$

consists of a harmonic (magnetic) trap of strength $\sim \omega_\perp^2 x^2$ (where ω_\perp is the longitudinal confinement frequency) and an OL of wavenumber q , which is turned on abruptly at $t = 0$ [via the Heaviside function $H(t)$]. The lattice depth, given by $V_0 [1 + A \sin(\omega_\perp t)]$, is periodically modulated with frequency ω_\perp .

Before the OL is turned on (i.e., for $t < 0$), the magnetically trapped condensate is equilibrated in its ground state, which can be approximated reasonably well by the Thomas-Fermi (TF) cloud $u_{TF} = \sqrt{\mu - V(x)g}$, where μ is the normalized chemical potential [4]. The OL is then abruptly turned on and can be modulated weakly or strongly (by varying A) and slowly or rapidly (by varying ω_\perp).

To estimate the physical values of the parameters involved in this setting, we assume (for fixed values of the trap strength and normalized chemical potential, given by $\mu = 0.01$ and $\mu_0 = 1$, respectively) a magnetic trap with $\omega_\perp = 2\pi \times 1000 \text{ Hz}$. Then, for a ^{87}Rb (^{23}Na) condensate with 1D peak density $5 \times 10^7 \text{ m}^{-1}$ and longitudinal confinement frequency $\omega_\perp = 2\pi \times 6 \text{ Hz}$ ($2\pi \times 2.8 \text{ Hz}$), the space and time units are 0.4 m (1.25 m) and 0.27 ms (0.57 ms), respectively, and the number of atoms (for $g = 1$) is $N = 4200$ (12000).

B. Analytical Results

To provide an analytical description of fractional-period states, we initially consider the case of a homogeneous, untrapped condensate in a time-independent lattice (i.e., $\omega_\perp = A = 0$). We then apply a standing wave ansatz to Eq. (1) to obtain a parametrically forced Duffing oscillator (i.e., a cubic nonlinear Mathieu equation) describing the wavefunction's spatial dynamics. As examples, we analyze both half-period and quarter-period states. We discuss their construction briefly in the present section and provide further details in Appendices A and B, respectively.

We insert the standing wave ansatz

$$\psi(x;t) = R(x) \exp(-i\omega_0 t) \exp[i(V_0/2)t] \quad (3)$$

into Eq. (1) to obtain

$$R'' + R + \omega_\perp^2 R^3 + \omega_\perp^2 V_0 R \cos(x) = 0; \quad (4)$$

where primes denote differentiation with respect to x , $\omega_\perp = 2\omega_0$, $\omega_\perp = 2g$, $\omega_\perp^2 V_0 = V_0$, and $\omega_\perp = 2q$.

We construct fractional-period states using a multiple-scale perturbation expansion [20], defining $\omega_\perp x$ and $\omega_\perp t = (1 + \omega_\perp^2 b_1 + \omega_\perp^4 b_2 + \dots)\omega_\perp x$ for stretching parameters b_j . We then expand the wavefunction amplitude R in a power series,

$$R = R_0 + \omega_\perp^2 R_1 + \omega_\perp^4 R_2 + \omega_\perp^6 R_3 + O(\omega_\perp^8); \quad (5)$$

Note that although ω_\perp and ω_\perp^2 both depend on the variable x , the prefactor ω_\perp indicates that it varies much more slowly than ω_\perp^2 so that the two variables describe phenomena on different spatial scales. In proceeding with a perturbative analysis, we treat ω_\perp and ω_\perp^2 as if they were independent variables (as discussed in detail in Ref. [20]) in order to isolate the dynamics arising at different scales [26]. We also incorporate a detuning into the procedure (in anticipation of our construction of resonant solutions) by also stretching the spatial dependence in the OL, which gives $W(x) = \omega_\perp^2 V_0 \cos(\omega_\perp x)$ for the last term in Eq. (4) [22]. We insert Eq. (5) into Eq. (4), expand the resulting ordinary differential equation (ODE) in a power series in ω_\perp , and equate the coefficients of like powers of ω_\perp .

At each $O(\omega_\perp^j)$, this yields a linear ODE in that $R_j = R_j(\omega_\perp; \omega_\perp^2)$ must satisfy:

$$L[R_j] \equiv \frac{\partial^2 R_j}{\partial \omega_\perp^2} + R_j = h_j(\omega_\perp; R_k; D^1 R_k); \quad (6)$$

where h_j depends explicitly on x and on R_k and its derivatives (with respect to both x and t) for all $k < j$. We use the notation $D^j R_k$ in the right hand side of Eq. (6) to indicate its functional dependence on derivatives of R_k . In particular, because of the second derivative term in Eq. (4), these terms are of the form $\frac{\partial^2 R_k}{\partial x^2}$, $\frac{\partial^2 R_k}{\partial t^2}$, and $\frac{\partial^2 R_k}{\partial x \partial t}$. [See, for example, Eq. (11) in Appendix A.]

We scale \sim (see the discussion below) to include at least one power of \sim in the nonlinearity coefficient in order to obtain an unforced harmonic oscillator when $j = 0$ (so that h_0 vanishes identically) [21]. At each order, we expand h_j in terms of its constituent harmonics, equate the coefficients of the independent secular terms to zero, and solve the resulting equations to obtain expressions for each of the R_j in turn. (The forcing terms h_j and the solutions R_j are given in Appendix A for half-period states and Appendix B for quarter-period states.) Each R_j depends on the variable x through the integration constants obtained by integrating Eq. (6) with respect to t . The result of this analysis is an initial wavefunction, $\psi(x;0) = R(x)$, given by Eq. (5).

We obtain half-period states of Eq. (4) (and hence of the GP equation) by constructing solutions in harmonic (1:1) resonance with the OL (i.e., $\frac{\omega}{\omega_0} = 2q$) [23]. To perform the (second-order) multiple-scale analysis for this construction (see Appendix A), it is necessary to scale the nonlinearity to be of size $O(\sim)$ (i.e., $\sim = \sim$), where \sim is a formal small parameter. [The OL is also of size $O(\sim)$.] We show below that full numerical simulations of the GP equation with a stationary OL using initial conditions obtained from the multiple-scale analysis yield stable half-period solutions even for large nonlinearities. The oscillations in time about this state are just larger because of the $O(1)$ nonlinearity.

We also obtain quarter-period states of Eq. (4) (and hence of the GP equation) by constructing solutions in 1:2 superharmonic resonance with the OL (i.e., $\frac{\omega}{\omega_0} = 2 = 4q$). Because the 1:2 superharmonic resonant solutions of the linearization of (4) [that is, of the linear Mathieu equation] are 4th-order Mathieu functions [24], we must use a fourth-order multiple-scale expansion (see Appendix B) to obtain such solutions in the nonlinear problem when starting from trigonometric functions at $O(1)$. Accordingly, it is necessary to scale the nonlinearity to be of size $O(\sim^4)$ (i.e., $\sim = \sim^4$). [The OL is still of size $O(\sim)$.] Nevertheless, as with half-period states, we show below that full numerical simulations of the GP equation with a stationary OL using initial conditions obtained from the multiple-scale analysis yield stable quarter-period solutions even for large nonlinearities. The oscillations in time about this state are again larger because of the $O(1)$ nonlinearity.

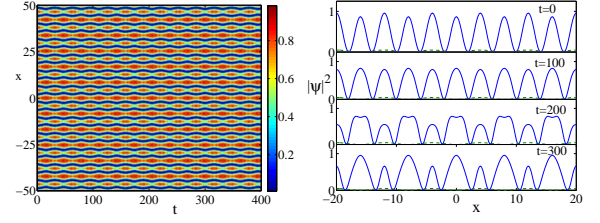


FIG. 1: (Color online) Evolution of the half-period state found by numerically integrating Eq. (1). (Left) Space-time plot. (Right) Snapshots of the density $|\psi|^2$ at $t = 0$, $t = 100$, $t = 200$, and $t = 300$. The parameter values are $\omega = A = 0$ (i.e., a time-independent OL and no magnetic trap), $g = 1$, $V_0 = 1$, $q = -8$ (so $\frac{\omega}{\omega_0} = -4$), $\sim = 0.05$, and $b_1 = b_2 = 1$. The dashed curve shows the OL potential.

III. NUMERICAL RESULTS

Having shown the origin of fractional-period states analytically, we now use numerical simulations to illustrate their dynamical relevance.

First, we consider the case with a stationary OL ($A = 0$) in the absence of the magnetic trap ($\omega = 0$). We examine the time-evolution of half-period states by numerically integrating Eq. (1) with the initial condition given by Eqs. (3) and (5). We show an example in Fig. 1, where $g = 1$, $V_0 = 1$, $q = -8$, and $\sim = 0.05$. The half-period state persists for long times (beyond $t = 300$). The parameter values correspond to a ^{87}Rb (^{23}Na) BEC with a 1D peak density of $5 \times 10^7 \text{ m}^{-1}$ confined in a trap with frequencies $\omega_y = 2 \times 1000 \text{ Hz}$, $\omega_x = 0$, and number of atoms $N = 4000$ (12500). In real units, $t = 300$ is about 80 ms (170 ms). We similarly examine the time-evolution of quarter-period states by numerically integrating Eq. (1) with the initial condition again given by Eqs. (3) and (5), but now for the case of the superharmonic 1:2 resonance. In Fig. 2, we show an example for a similar choice of parameters as for half-period states [25].

We subsequently examine the generation of such states through direct numerical experiments using Eq. (1) in the presence of magnetic trapping. Initially, we include the parabolic and periodic components of the potential but leave the potential time-independent, setting $A = 0$, $\omega_0 = 1$, $V_0 = 1$, and $q = -2$. First, we consider the case of a weak parabolic trap with $\omega = 0.001$. Using the nonlinearity coefficient $g = 1$, we perform the numerical experiment as follows: We integrate the GP equation in imaginary time to find the "exact" ground state (in the absence of the OL) and then we switch on the OL at $t = 0$. We monitor the density $|\psi(x;t)|^2$, its Fourier transform $|\psi(k;t)|^2$, and the spectral components at $k = 2q$ (the OL wavenumber) and $k = 4q$ (half the wavenumber). Note that the spectrum also contains a "DC" component (at $k = 0$, corresponding to the ground state) as well as (very weak) higher harmonics.

In general, the spectral component at $k = 2q$ is significantly stronger than that at $k = 4q$ (see the bottom panel of Fig. 3), implying that the preferable scale (pe-

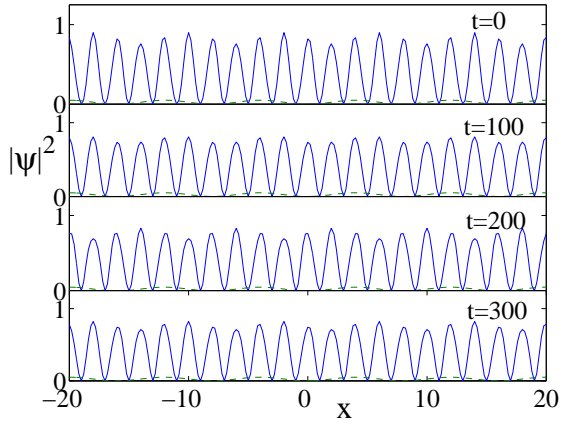


FIG. 2: (Color online) Evolution of the quarter-period state found by numerically integrating Eq. (1). (As in Fig. 1, the lattice is time-independent and the magnetic trap is not included.) We show snapshots of the density $j(x;t)$ at $t = 0$, $t = 100$, $t = 200$, and $t = 300$. The parameter values are $\mu = A = 0$, $g = 1$, $V_0 = 1$, $q = \sqrt{2}$ (so $\bar{q} = 2$), $\epsilon = 0.05$, and $b_1 = b_2 = b_3 = b_4 = 1$. The dashed curve shows the O.L. potential.

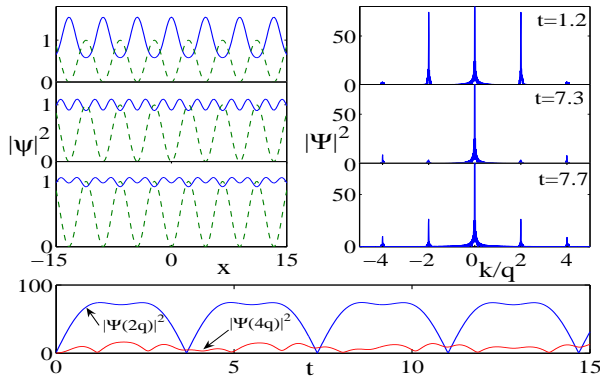


FIG. 3: (Color online) Top panels: Snapshots of $j(x;t)$ (left) and its Fourier transform $j(k;q)tj^2$ (right) for the case of a time-independent lattice and a magnetic trap at times $t = 1.2$, $t = 7.3$, and $t = 7.7$. The parameter values are $\mu = 0.001$, $\epsilon_0 = 1$, $V_0 = 1$, $q = \sqrt{2}$, and $A = 0$. The dashed curves (in the left panels) show the O.L. Bottom panel: Evolution of $j(4q)tj^2$ (thin curve) and $j(2q)tj^2$ (bold curve). For $t = 1.2$, the density has the same period as the O.L. (i.e., $k = 2q$). For $t = 7.3$ ($t = 7.7$), we observe the formation of a quasi-harmonic (non-harmonic) half-period state with wavenumber $k = 4q$.

period) of the system is set by the O.L. This behavior is most prominent at certain times (e.g., at $t = 1.2$), where the spectral component at $k = 2q$ is much stronger than the other harmonics. Nevertheless, there are specific time intervals (of length denoted by Δt) with $j(4q)tj^2 > j(2q)tj^2$, where we observe the formation of what we will henceforth call a "quasi-harmonic" half-period state. For example, one can see such a state at $t = 7.3$. The purpose of the term "quasi-harmonic" is to characterize half-period

states whose second harmonic (at $k = 4q$, in this case) is stronger than their first harmonic (at $k = 2q$). As mentioned above, such states have an almost sinusoidal shape, like the wavefunctions we constructed analytically.

One can use the time-evolution of the spectral components as a quantitative method to identify the formation of half-period states. This diagnostic tool also reveals a "revival" of the state, which disappears and then reappears a number of times before vanishing completely. Furthermore, we observe that other states that can also be characterized as half-period ones (which tend to have longer lifetimes than quasi-harmonic states) are also formed during the time-evolution, as shown in Fig. 3 at $t = 7.7$. These states, which we will hereafter call "non-harmonic" half-period states, have a shape which is definitively non-sinusoidal (in contrast to the quasi-harmonic states); they are nevertheless periodic structures of period $k = 4q$. In fact, the primary Fourier peak of the non-harmonic half-period states is always greater than the secondary one. Such states can be observed for times t such that the empirically selected condition of $j(2q;t)j^2 > j(4q;t)j^2$ is satisfied.

We next consider a stronger parabolic trap, setting $\mu = 0.01$. Because the system is generally less homogeneous in this case, we expect that the analytical prediction (valid for $\mu = 0$) may no longer be valid and that half-period states may cease to exist. We confirmed this numerically for the quasi-harmonic half-period states. However, non-harmonic half-period states do still appear. The time-evolution of the spectral components at $k = 2q$ and $k = 4q$ is much more complicated and less efficient as a diagnostic tool, as $j(4q;t)j^2 < j(2q;t)j^2$ for all t . Interestingly, the non-harmonic half-period states seem to persist as μ is increased, even when the resonance condition $\bar{q} = 2q$ is violated. For example, we found that for time-independent lattices (i.e., $A = 0$), the lifetime of a half-period state in the resonant case with $q = \sqrt{2}$ (recall that $\epsilon_0 = 1$) is 1.72 , whereas for $q = 1/2$ it is 0.84 . Moreover, the simulations show that the lifetimes become longer for periodically modulated O.L.s (using, e.g., $A = 1$; also see the discussion below). In particular, in the aforementioned resonant (non-resonant) case with $q = \sqrt{2}$ ($q = 1/2$), the lifetime of the half-period states has a maximum value, at $\epsilon = 1.59$ ($\epsilon = 0.75$), of 8.24 , or 4.7 ms (5.72 , or 3.3 ms) for a ^{23}Na condensate. We show the formation of these states in the top panels of Fig. 4.

We also considered other fractional states. For example, using the same parameter values as before except for $\bar{q} = 2$ (so that $q = \sqrt{2}/2 = 1$), we observed quarter-period transient states with lifetime 2.9 . These states occurred even in the non-resonant case with $q = 1/4$ (yielding $\bar{q} = 1$). We show these cases (for a temporally modulated lattice with modulation amplitude $A = 1$) in the bottom panels of Fig. 4. In Fig. 5, we show the lifetime for the half-period and quarter-period states as a function of A . Observe that the lifetime becomes maximal (for values of $A > 1.5$) around the value $A = 1$ considered

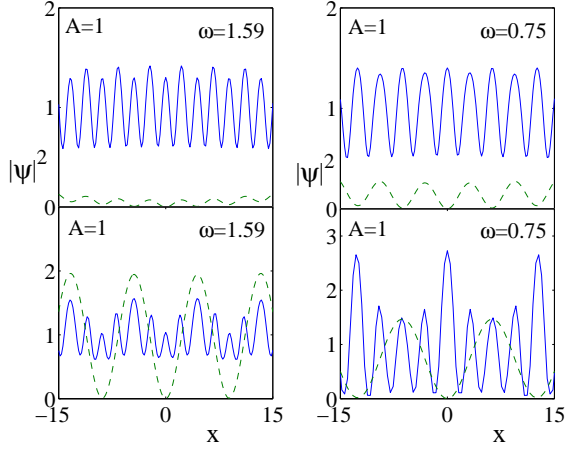


FIG. 4: Half-period (top panels) and quarter-period (bottom panels) states for the case of a temporally modulated PDL. The state in the top left panel has wavenumber $q = \frac{p}{2} = 2$ (resonant), and that in the top right panel has wavenumber $q = 1 = 2$ (non-resonant). Similarly, the states in the bottom panels have wavenumbers $q = \frac{p}{2} = 4$ (left, resonant) and $q = 1 = 4$ (right, non-resonant).

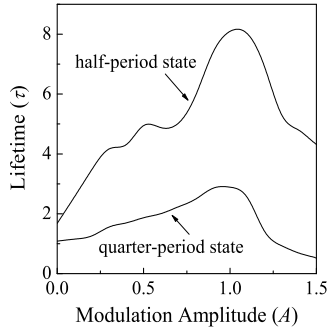


FIG. 5: The lifetime of the half-period (upper curve) and quarter-period (lower curve) states as a function of the lattice-modulation amplitude A . For the half-period (quarter-period) state, we show the case with wavenumber $q = \frac{p}{2} = 2$ ($q = \frac{p}{2} = 4$). In both examples, we used $\phi_0 = 1$ and lattice-modulation frequency $\omega = 1.59$.

above. Understanding the shape of these curves and the optimal lifetime dependence on A in greater detail might be an interesting topic for further study.

Finally, we also examined non-integer excitations, for which the system oscillates between the closest integer harmonics. For example, in Fig. 6, we show a state corresponding to $\frac{p}{2} = (5/4)$, so that $q = 2 \cdot \frac{p}{2} = 5$ (with $\phi_0 = 1$). The system oscillates between the $k = 4q$ (half-period) and $k = 6q$ (third-period) states. Recall that the case presented in the top right panel of Fig. 4 (with $q = 1 = 2$) was identified as a "non-resonant half-period state" (the resonant state satisfies $q = \frac{p}{2} = 2$). Here it is worth remarking that this value, $q = 1 = 2$, is

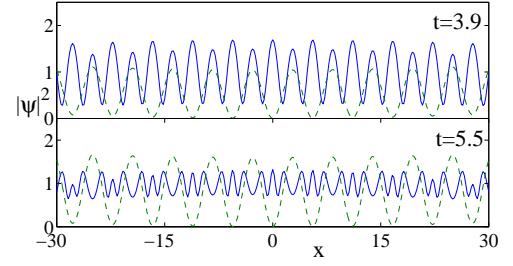


FIG. 6: (Color online) Density profiles for a fractional state with $\frac{p}{2} = (5/4)$, so that $q = 2 \cdot \frac{p}{2} = 5$ (for $\phi_0 = 1$, lattice-modulation amplitude $A = 1$, and lattice-modulation frequency $\omega = 1.59$). The system oscillates in time between half-period (top panel) and third-period (bottom panel) states.

closer to $q = \frac{p}{2} = 3$ (characterizing the third-period state) than to $q = \frac{p}{2} = 2$. Nevertheless, no matter which characterization one uses, the salient feature is that the value $q = 1 = 2$ is nonresonant and lies between the third-period and half-period wavenumbers. Accordingly, the respective state oscillates between third-period and half-period states. Thus, in the case shown in the top right panel of Fig. 4, the third-period state also occurs (though we do not show it in the figure) and has a lifetime of $\tau = 4.2$ (2.4 ms), while for $q = 2 \cdot \frac{p}{2} = 5$ its lifetime is $\tau = 2.92$ (1.67 ms). This indicates that states with wavenumbers closer to the value of the resonant third-period state have larger lifetimes. This alternating oscillation between the nearest resonant period states is a typical feature that we have observed for the non-resonant cases.

IV. CONCLUSIONS

In summary, we have investigated the formation and time-evolution of fractional-period states in continuum periodic systems. Although our analysis was based on a Gross-Pitaevskii equation describing Bose-Einstein condensates confined in optical lattices, it can also be applied to several other systems (such as photonic crystals in nonlinear optics). We have shown analytically and demonstrated numerically the formation of fractional-period states and found that they may persist for sufficiently long times to be observed in experiments. The most natural signature of the presence of such states should be available by monitoring the Fourier transform of the wavepacket through the existence of appropriate harmonics corresponding to the fractional-period states (e.g., $k = 4q$ for half-period states, $k = 8q$ for quarter-period states, etc.).

It would be interesting to expand the study of the parametric excitation of such states in order to better understand how to optimally select the relevant driving amplitude. Similarly, it would be valuable to examine more quantitatively the features of the ensuing states as a function of the frequency of the parametric drive and the parabolic potential.

Acknowledgments: We thank Richard Rand for useful discussions and an anonymous referee for insightful suggestions. We also gratefully acknowledge support from the Gordon and Betty Moore Foundation (M.A.P.) and NSF-DMS-0204585, NSF-DMS-0505663 and NSF-CAREER (P.G.K.).

V. APPENDIX A: ANALYTICAL CONSTRUCTION OF HALF-PERIOD STATES

To construct half-period states, we use the resonance relation $\omega = \frac{1}{2}\Omega$ and the scaling $\sim \epsilon$, so that Eq. (4) is written

$$R'' + \frac{1}{2}R + \epsilon R^3 + \epsilon \nabla_0 R \cos(x) = 0 \quad (7)$$

and Eq. (6) is written

$$L[R_j] = \frac{\partial^2 R_j}{\partial x^2} + \frac{1}{2}R_j = h_j(\epsilon; R_k; D^1 R_k); \quad (8)$$

where we recall that $\epsilon = \epsilon x$, $\epsilon x = (1 + \epsilon b_1 + \epsilon^2 b_2 + \dots)x$, and $D^1 R_k$ signifies the presence of derivatives of R_k in the right hand side of the equation. Because of the scaling in Eq. (7), $h_0 = 0$, so that the $O(1)$ term is an unforced harmonic oscillator. Its solution is

$$R_0 = A_0(\epsilon) \cos(\epsilon) + B_0(\epsilon) \sin(\epsilon); \quad (9)$$

where A_0 and B_0 will be determined by the solvability condition at $O(\epsilon^2)$.

The $O(\epsilon^j)$ ($j \geq 1$) equations arising from (7) are forced harmonic oscillators, with forcing terms depending on the previously obtained $R_k(\epsilon; x)$ ($k < j$) and their derivatives. Their solutions take the form

$$R_j = A_j(\epsilon) \cos(\epsilon) + B_j(\epsilon) \sin(\epsilon) + R_{jp}; \quad (10)$$

where each R_{jp} contains contributions from various harmonics. As sinusoidal terms giving a 1:1 resonance with the OL arise at $O(\epsilon^2)$, we can stop at that order.

At $O(\epsilon^2)$, there is a contribution from both the OL and the nonlinearity, giving

$$h_1 = -\nabla_0 R_0 \cos(\epsilon) - R_0^3 - 2 \frac{\partial^2 R_0}{\partial x^2} - 2b_1 \frac{\partial^2 R_0}{\partial x^2}; \quad (11)$$

where we recall that the OL depends on the stretched spatial variable because we are detuning from a resonant state [22]. With Eq. (9), we obtain

$$\begin{aligned} h_1 = & -2b_1 \frac{1}{2} A_0 - \frac{1}{2} B_0^2 - \frac{3}{4} A_0 (A_0^2 + B_0^2) \cos(\epsilon) \\ & + 2b_1 \frac{1}{2} B_0 + \frac{1}{2} A_0^2 - \frac{3}{4} B_0 (A_0^2 + B_0^2) \sin(\epsilon) \\ & + \frac{A_0}{4} (A_0^2 + 3B_0^2) \cos(3\epsilon) \\ & + \frac{B_0}{4} (3A_0^2 + B_0^2) \sin(3\epsilon) + \frac{\nabla_0 A_0}{2} \\ & + \frac{\nabla_0 A_0}{2} \cos(2\epsilon) + \frac{\nabla_0 B_0}{2} \sin(2\epsilon); \end{aligned} \quad (12)$$

For $R_1(\epsilon; x)$ to be bounded, the coefficients of the secular terms in Eq. (12) must vanish [20, 22]. The only secular harmonics are $\cos(\epsilon)$ and $\sin(\epsilon)$, and equating their coefficients to zero yields the following equations of motion describing the slow dynamics:

$$\begin{aligned} A_0' &= -b_1 B_0 + \frac{3}{8} B_0 (A_0^2 + B_0^2); \\ B_0' &= b_1 A_0 - \frac{3}{8} A_0 (A_0^2 + B_0^2); \end{aligned} \quad (13)$$

We convert (13) to polar coordinates with $A_0(\epsilon) = C_0 \cos[\epsilon_0(\epsilon)]$ and $B_0(\epsilon) = C_0 \sin[\epsilon_0(\epsilon)]$ and see immediately that each circle of constant C_0 is invariant. The dynamics on each circle is given by

$$\epsilon_0'(\epsilon) = \epsilon_0'(0) + b_1 \frac{3}{8} C_0^2; \quad (14)$$

We examine the special circle of equilibria, corresponding to periodic orbits of (7), which satisfies

$$C_0^2 = A_0^2 + B_0^2 = \frac{8b_1}{3}; \quad (15)$$

In choosing an initial configuration for numerical simulations of the GP equation (1), we set $B_0 = 0$ without loss of generality.

Equating coefficients of (8) at $O(\epsilon^2)$ yields

$$\frac{\partial^2 R_2}{\partial x^2} + \frac{1}{2} R_2 = h_2; \quad (16)$$

where the forcing term again contains contributions from both the OL and the nonlinearity:

$$\begin{aligned} h_2 = & -(b_1^2 + 2b_2) \frac{\partial^2 R_0}{\partial x^2} - \frac{\partial^2 R_0}{\partial x^2} - 2b_1 \frac{\partial^2 R_0}{\partial x^2} \\ & - 3 R_0^2 R_1 - 2b_1 \frac{\partial^2 R_1}{\partial x^2} - 2 \frac{\partial^2 R_1}{\partial x^2} - R_1 \nabla_0 \cos(\epsilon); \end{aligned} \quad (17)$$

Here, one inserts the expressions for R_0 , R_1 , and their derivatives into the function h_2 .

To find the secular terms in Eq. (17), we compute

$$\begin{aligned} R_1(\epsilon; x) &= A_1(\epsilon) \cos(\epsilon) + B_1(\epsilon) \sin(\epsilon) + R_{1p}(\epsilon; x); \\ R_{1p}(\epsilon; x) &= c_1 \cos(3\epsilon) + c_2 \sin(3\epsilon) \\ &+ c_3 + c_4 \cos(2\epsilon) + c_5 \sin(2\epsilon); \end{aligned} \quad (18)$$

where

$$\begin{aligned} c_1 &= \frac{1}{32} A_0 (A_0^2 - 3B_0^2); \quad c_2 = \frac{1}{32} B_0 (3A_0^2 - B_0^2); \\ c_3 &= \frac{\nabla_0 A_0}{2^2}; \quad c_4 = \frac{\nabla_0 A_0}{6^2}; \quad c_5 = \frac{\nabla_0 B_0}{6^2}; \end{aligned} \quad (19)$$

After it is expanded, the function h_2 contains harmonics of the form $\cos(0\epsilon) = 1$, $\cos(\epsilon)$ (the secular terms), $\cos(2\epsilon)$, $\cos(3\epsilon)$, $\cos(4\epsilon)$, and $\cos(5\epsilon)$ (as well as

sine functions with the same arguments). Equating the secular coefficients to zeros gives the following equations describing the slow dynamics:

$$\begin{aligned} A_1^0 &= \frac{1}{3072} \left[f_1(\epsilon) B_0^2 + f_2(\epsilon) A_0^2 + f_3(\epsilon; b_1) B_1 \right. \\ &\quad + f_4(\epsilon) A_0 B_0 A_1 + f_5(\epsilon) B_0^5 \\ &\quad \left. + f_6(\epsilon) A_0^2 B_0^3 + f_7(\epsilon) A_0^4 B_0 + f_{8s}(\epsilon; b_2) B_0 \right]; \\ B_1^0 &= \frac{1}{3072} \left[f_1(\epsilon) A_0^2 + f_2(\epsilon) B_0^2 + f_3(\epsilon; b_1) A_1 \right. \\ &\quad + f_4(\epsilon) A_0 B_0 B_1 + f_5(\epsilon) A_0^5 \\ &\quad \left. + f_6(\epsilon) A_0^3 B_0^2 + f_7(\epsilon) A_0 B_0^4 + f_{8c}(\epsilon) A_0 \right]; \end{aligned} \quad (20)$$

where

$$\begin{aligned} f_1(\epsilon) &= 3f_2(\epsilon); \\ f_2(\epsilon) &= -1152\epsilon^4; \\ f_3(\epsilon; b_1) &= 3072\epsilon^6 b_1; \\ f_4(\epsilon) &= 2f_2(\epsilon); \\ f_5(\epsilon) &= 180\epsilon^2; \\ f_6(\epsilon) &= 2f_5(\epsilon); \\ f_7(\epsilon) &= f_5(\epsilon); \\ f_{8s}(\epsilon; b_2) &= f_{\text{non}}(\epsilon) - 128V_0^2\epsilon^2; \\ f_{8c}(\epsilon) &= f_{\text{non}}(\epsilon) + 640V_0^2\epsilon^2; \\ f_{\text{non}}(\epsilon) &= 3072\epsilon^6 b_2; \end{aligned} \quad (21)$$

We use the notation f_{non} to indicate the portions of the quantities f_{8s} and f_{8c} that arise from non-resonant terms. The other terms in these quantities, which depend on the lattice amplitude V_0 , arise from resonant terms.

Equilibrium solutions of (20) satisfy

$$\begin{aligned} A_1 &= \frac{(f_1 B_0^2 + f_2 A_0^2 + f_3)(f_5 A_0^5 + f_6 A_0^3 B_0^2 + f_7 A_0 B_0^4 + f_{8c} A_0) - (f_4 A_0 B_0)(f_5 B_0^5 + f_6 A_0^2 B_0^3 + f_7 A_0^4 B_0 + f_{8s} B_0)}{f_4^2 A_0^2 B_0^2 - (f_1 B_0^2 + f_2 A_0^2 + f_3)(f_1 A_0^2 + f_2 B_0^2 + f_3)}; \\ B_1 &= \frac{(f_1 A_0^2 + f_2 B_0^2 + f_3)(f_5 B_0^5 + f_6 A_0^2 B_0^3 + f_7 A_0^4 B_0 + f_{8s} B_0) - (f_4 A_0 B_0)(f_5 A_0^5 + f_6 A_0^3 B_0^2 + f_7 A_0 B_0^4 + f_{8c} A_0)}{f_4^2 A_0^2 B_0^2 - (f_1 B_0^2 + f_2 A_0^2 + f_3)(f_1 A_0^2 + f_2 B_0^2 + f_3)}; \end{aligned} \quad (22)$$

where one uses an equilibrium value of A_0 and B_0 from Eq. (15). Inserting equilibrium values of A_0, B_0, A_1 , and B_1 into Eqs. (9) and (18), we obtain the spatial profile $R = R_0 + R_1 + O(\epsilon^2)$ used as the initial wavefunction in the numerical simulations of the full GP equation (1) with a stationary O.L.

Eq. (4) is written

$$R^0 + 4\epsilon^2 R + \epsilon^4 R^3 + V_0 R \cos(\mathbf{x}) = 0 \quad (23)$$

and Eq. (6) is written

$$L[R_j] = \frac{\partial^2 R_j}{\partial^2} + 4\epsilon^2 R_j = h_j(\epsilon; R_k; D^{-1} R_k); \quad (24)$$

where $\mathbf{x} = \mathbf{bx} = (1 + \epsilon^2 b_1 + \epsilon^4 b_2 + \dots)\mathbf{x}$, as before.

Because of the scaling in (23), $h_0 = 0$ (as in the case of half-period states), so that the $O(1)$ term is an unforced harmonic oscillator. It has the solution

$$R_0 = A_0(\epsilon) \cos(2\epsilon\mathbf{x}) + B_0(\epsilon) \sin(2\epsilon\mathbf{x}); \quad (25)$$

VI. APPENDIX B: ANALYTICAL CONSTRUCTION OF QUARTER-PERIOD STATES

To construct quarter-period states, we use the resonance relation $\omega = 2$ and the scaling $\epsilon \sim \epsilon^4$, so that

where $A_0^2 + B_0^2 = C_0^2$ is an arbitrary constant (in the numerical simulations, we take $B_0 = 0$ without loss of generality). With the different scaling of the nonlinearity coefficient, the value C_0^2 is not constrained as it was in the case of half-period states (see Appendix A).

The $O(\epsilon^j)$ ($j \geq 1$) equations arising from (24) are forced harmonic oscillators, with forcing terms depending on the previously obtained $R_k(\epsilon)$ ($k < j$) and their derivatives. Their solutions take the form

$$R_j = A_j(\epsilon) \cos(2\epsilon) + B_j(\epsilon) \sin(2\epsilon) + R_{jp}(\epsilon); \quad (26)$$

where R_{jp} contain contributions from various harmonics. As sinusoidal terms giving a 1:2 resonance with the O.L. arise at $O(\epsilon^4)$, we can stop at that order.

The equation at $O(\epsilon^2)$ has a solution of the form

$$R_1 = A_1(\epsilon) \cos(2\epsilon) + B_1(\epsilon) \sin(2\epsilon) + R_{1p}(\epsilon); \quad (27)$$

The coefficients A_1 and B_1 are determined using a solvability condition obtained at $O(\epsilon^2)$ by requiring that the secular terms of h_2 vanish. This yields

$$\begin{aligned} A_1 &= \frac{\nabla_0}{16b_1^2} (c_{11} + c_{12}) - \frac{b_2}{b_1} A_0; \\ B_1 &= \frac{\nabla_0}{16b_1^2} (c_{13} + c_{14}) - \frac{b_2}{b_1} B_0; \end{aligned} \quad (28)$$

The particular solution is

$$R_{1p} = c_{11} \cos(\epsilon) + c_{12} \cos(3\epsilon) + c_{13} \sin(3\epsilon) + c_{14} \sin(\epsilon); \quad (29)$$

where

$$\begin{aligned} c_{11} &= \frac{\nabla_0 A_0}{6^2}; \quad c_{12} = \frac{\nabla_0 A_0}{10^2}; \\ c_{13} &= \frac{\nabla_0 B_0}{10^2}; \quad c_{14} = \frac{\nabla_0 B_0}{6^2}; \end{aligned} \quad (30)$$

The solution at $O(\epsilon^2)$ has the form

$$R_2 = A_2(\epsilon) \cos(2\epsilon) + B_2(\epsilon) \sin(2\epsilon) + R_{2p}(\epsilon); \quad (31)$$

The coefficients A_2 and B_2 are determined using a solvability condition obtained at $O(\epsilon^3)$ by requiring that the secular terms of h_3 vanish. This yields

$$\begin{aligned} A_2 &= \frac{\nabla_0}{16b_1^2} (c_{21} + c_{22}) - \frac{\nabla_0}{32^2} (c_{11} + c_{12}) \\ &\quad - \frac{b_3}{b_1} A_0 - \frac{b_2}{b_1} A_1 - \frac{\nabla_0^2 A_0}{480^4}; \\ B_2 &= \frac{\nabla_0}{16b_1^2} (c_{23} + c_{24}) - \frac{\nabla_0}{32^2} (c_{13} + c_{14}) \\ &\quad - \frac{b_3}{b_1} B_0 - \frac{b_2}{b_1} B_1 - \frac{\nabla_0^2 B_0}{480^4}; \end{aligned} \quad (32)$$

The particular solution is

$$\begin{aligned} R_{2p} &= c_{21} \cos(\epsilon) + c_{22} \cos(3\epsilon) + c_{23} \sin(3\epsilon) \\ &\quad + c_{24} \sin(\epsilon) + c_{25} \cos(4\epsilon) \\ &\quad + c_{26} + c_{27} \sin(4\epsilon); \end{aligned} \quad (33)$$

where

$$\begin{aligned} c_{21} &= \frac{\nabla_0 A_1}{6^2} + \frac{b_1 \nabla_0 A_0}{9^2}; \\ c_{22} &= \frac{\nabla_0 A_1}{10^2} - \frac{3b_1 \nabla_0 A_0}{25^2}; \\ c_{23} &= \frac{\nabla_0 B_1}{10^2} - \frac{3b_1 \nabla_0 B_0}{25^2}; \\ c_{24} &= \frac{\nabla_0 B_1}{6^2} + \frac{b_1 \nabla_0 B_0}{9^2}; \\ c_{25} &= \frac{\nabla_0^2 A_0}{240^4}; \quad c_{26} = \frac{\nabla_0^2 A_0}{48^4}; \quad c_{27} = \frac{\nabla_0^2 B_0}{240^4}; \end{aligned} \quad (34)$$

Note that the harmonics $\cos(0)$ and $\sin(0)$ occur in (33) and are reduced appropriately. (The arguments of this sine and cosine arise because of our particular resonance relation.)

At $O(\epsilon^3)$, we obtain solutions of the form

$$R_3 = A_3(\epsilon) \cos(2\epsilon) + B_3(\epsilon) \sin(2\epsilon) + R_{3p}(\epsilon); \quad (35)$$

The coefficients A_3 and B_3 are determined using a solvability condition obtained at $O(\epsilon^4)$ by requiring that the secular terms of h_4 vanish. Because of the scaling in (23), the effects of the nonlinearity manifest in this solvability condition. The resulting coefficients are

$$\begin{aligned} A_3 &= \frac{\nabla_0^4 A_0}{3375b_1^8} - \frac{b_3}{b_1} A_1 - \frac{\nabla_0^2 b_2 A_0}{1800b_1^4} \\ &\quad - \frac{\nabla_0^2 A_1}{1800^4} - \frac{19b_1 \nabla_0^2 A_0}{54000^4} + \frac{3 A_0^3}{32b_1^2} \\ &\quad - \frac{b_2}{b_1} A_2 - \frac{b_4}{b_1} A_0 - \frac{\nabla_0^2 A_2}{240b_1^4} + \frac{3 A_0 B_0^2}{32b_1^2}; \end{aligned} \quad (36)$$

$$\begin{aligned} B_3 &= \frac{b_2}{b_1} B_2 + \frac{3 A_0^2 B_0}{32b_1^2} - \frac{b_4}{b_1} B_0 - \frac{\nabla_0^2 B_2}{240b_1^4} \\ &\quad - \frac{\nabla_0^2 B_1}{1800^4} - \frac{b_3}{b_1} B_1 + \frac{119\nabla_0^4 B_0}{864000b_1^8} \\ &\quad - \frac{\nabla_0^2 b_2 B_0}{1800b_1^4} - \frac{19b_1 \nabla_0^2 B_0}{54000^4} + \frac{3 B_0^3}{32b_1^2}; \end{aligned} \quad (37)$$

The particular solution is

$$\begin{aligned} R_{3p} &= c_{31} \cos(\epsilon) + c_{32} \cos(3\epsilon) + c_{33} \sin(3\epsilon) \\ &\quad + c_{34} \sin(\epsilon) + c_{35} \cos(4\epsilon) + c_{36} \\ &\quad + c_{37} \sin(4\epsilon) + c_{38} \cos(5\epsilon) + c_{39} \cos(\epsilon) \\ &\quad + c_{310} \sin(5\epsilon) + c_{311} \sin(\epsilon); \end{aligned} \quad (38)$$

where

$$\begin{aligned} c_{31} &= \frac{7b_1^2 \nabla_0 A_0}{54^2} + \frac{b_2 \nabla_0 A_0}{9^2} - \frac{11\nabla_0^3 A_0}{4320^6} \\ &\quad + \frac{b_1 \nabla_0 A_1}{9^2} - \frac{\nabla_0 A_2}{6^2}; \end{aligned} \quad (39)$$

$$c_{32} = \frac{31b_1^2\bar{V}_0A_0}{250^2} + \frac{3b_2\bar{V}_0A_0}{25^2} + \frac{17\bar{V}_0^3A_0}{12000^6} + \frac{3b_1\bar{V}_0A_1}{25^2} + \frac{\bar{V}_0A_2}{10^2}; \quad (40)$$

$$c_{33} = \frac{17\bar{V}_0^3B_0}{12000^6} + \frac{3b_1\bar{V}_0B_1}{25^2} + \frac{31b_1^2\bar{V}_0B_0}{250^2} + \frac{3b_2\bar{V}_0B_0}{25^2} + \frac{\bar{V}_0B_2}{10^2}; \quad (41)$$

$$c_{34} = \frac{b_2\bar{V}_0B_0}{9^2} + \frac{7b_1^2\bar{V}_0B_0}{54^2} + \frac{\bar{V}_0B_2}{6^2} + \frac{b_1\bar{V}_0B_1}{9^2} + \frac{11\bar{V}_0^3B_0}{4320^6}; \quad (42)$$

$$\begin{aligned} c_{35} &= \frac{19b_1\bar{V}_0^2A_0}{1800^4} + \frac{\bar{V}_0^2A_1}{240^4}; & c_{36} &= \frac{\bar{V}_0^2A_1}{48^4} + \frac{b_1\bar{V}_0^2A_0}{72^4}; \\ c_{37} &= \frac{19b_1\bar{V}_0^2B_0}{1800^4} + \frac{\bar{V}_0^2B_1}{240^4}; & c_{38} &= \frac{\bar{V}_0^3A_0}{10080^6}; \\ c_{39} &= \frac{\bar{V}_0^3A_0}{288^6}; & c_{310} &= \frac{\bar{V}_0^3B_0}{10080^6}; & c_{311} &= \frac{\bar{V}_0^3B_0}{288^6}; \end{aligned} \quad (43)$$

Similar to what occurs at $O(\epsilon^2)$, the coefficient c_{36} is the prefactor for $\cos(0)$ and a $\sin(0)$ term (not shown) occurs in (38) as well. The extra terms (from the resonance relation) that go into the slow evolution equations and the resulting expressions for the periodic orbits (i.e., the equilibria of the slow flow) arise from the terms with prefactors c_{39} and c_{311} . (The harmonics corresponding to the coefficients c_{31} and c_{34} are always secular, but those corresponding to c_{39} and c_{311} are secular only for 1:2 superharmonic resonances.)

One inserts equilibrium values of A_j and B_j ($j = 2, f0; 1; 2; 3g$) into Eqs. (25), (29), (31), and (35) to obtain the spatial profile $R = R_0 + \epsilon^2 R_1 + \epsilon^4 R_2 + \epsilon^6 R_3 + O(\epsilon^4)$ used as the initial wavefunction in numerical simulations of the GP equation (1) with a stationary O.L.

-
- [1] S. Aubry, *Physica D* 103, 201, (1997); S. Flach and C. R. Willis, *Phys. Rep.* 295, 181 (1998); D. Hennig and G. Tsironis, *Phys. Rep.* 307, 333 (1999); P. G. Kevrekidis, K. O. Rasmussen, and A. R. Bishop, *Int. J. Mod. Phys. B* 15, 2833 (2001).
- [2] D. K. Campbell, P. Rosenau, and G. Zaslavsky, *Chaos* 15, 015101 (2005).
- [3] D. N. Christodoulides, F. Lederer, and Y. Silberberg, *Nature* 424, 817 (2003); Yu. S. Kivshar and G. P. Agrawal, *Optical Solitons: From Fibers to Photonic Crystals* (Academic Press, San Diego, 2003); J. W. Fleischer, G. Bartal, O. Cohen, T. Schwartz, O. Manela, B. Freedman, M. Segev, H. Buljan, and N. K. Efremidis, *Opt. Express* 13, 1780 (2005).
- [4] P. G. Kevrekidis and D. J. Frantzeskakis, *Mod. Phys. Lett. B* 18, 173 (2004); V. V. Konotop and V. A. Brazhnyi, *Mod. Phys. Lett. B* 18 627, (2004); P. G. Kevrekidis, R. Carretero-Gonzalez, D. J. Frantzeskakis, and I. G. Kevrekidis, *Mod. Phys. Lett. B* 18, 1481 (2004); O. Morsch and M. Oberthaler, *Rev. Mod. Phys.* 78, 179 (2006).
- [5] M. Peyrard, *Nonlinearity* 17, R1 (2004).
- [6] A. Trombettoni and A. Smirzi, *Phys. Rev. Lett.* 86, 2353 (2001); F. K. Abdullaev, B. B. Baizakov, S. A. Darmanyan, V. V. Konotop, and M. Salerno, *Phys. Rev. A* 64, 043606 (2001); G. L. Al'mov, P. G. Kevrekidis, V. V. Konotop, and M. Salerno, *Phys. Rev. E* 66, 046608 (2002).
- [7] J. P. Keener, *Phys. D* 136, 1 (2000); P. G. Kevrekidis and I. G. Kevrekidis, *Phys. Rev. E* 64, 056624 (2001).
- [8] T. Stofferle, H. Moritz, C. Schori, M. Kohl, and T. Esslinger, *Phys. Rev. Lett.* 92, 130403 (2004).
- [9] M. Kramer, C. Tozzo, and F. Dalfovo, *Phys. Rev. A* 71, 061602(R) (2005).
- [10] C. Tozzo, M. Kramer, and F. Dalfovo, *Phys. Rev. A* 72, 023613 (2005).
- [11] A. Iucci, M. A. Cazalilla, A. F. Ho, and T. Giamarchi, *Phys. Rev. A* 73, 041608 (2006).
- [12] N. Gemelke, E. Sarajlic, Y. Bidel, S. Hong, and S. Chu, *Phys. Rev. Lett.* 95, 170404 (2005).
- [13] M. M. Achholm, A. Nicolini, C. J. Pethick, and H. Smith, *Phys. Rev. A* 69, 043604 (2004).
- [14] M. A. Porter and P. Cvitanovic, *Phys. Rev. E* 69, 047201 (2004); M. A. Porter and P. Cvitanovic, *Chaos* 14, 739 (2004).
- [15] A. Smirzi, A. Trombettoni, P. G. Kevrekidis, and A. R. Bishop, *Phys. Rev. Lett.* 89, 170402 (2002).
- [16] F. S. Cataliotti, L. Fallani, F. Ferlaino, C. Fort, P. Maddaloni, and M. Inguscio, *New J. Phys.* 5, 71 (2003).
- [17] B. T. Seaman, L. D. Carr, and M. J. Holland, *Phys. Rev. A* 72, 033602 (2005).
- [18] N. W. Ashcroft and N. D. Mermin, *Solid State Physics* (Saunders College, Philadelphia, 1976).
- [19] V. M. Perez-Garcia, H. Michinel, and H. Herrero, *Phys. Rev. A* 57, 3837 (1998); L. Salasnich, A. Parola, and L. Reatto, *Phys. Rev. A* 65, 043614 (2002).
- [20] A. H. Nayfeh and D. T. Mook, *Nonlinear Oscillations* (John Wiley & Sons, New York, 1995).
- [21] The small sizes of the lattice depth and nonlinearity coefficient allow us to perturb from base states consisting of trigonometric functions (regular harmonics). One can relax these conditions using the much more technically

demanding approaches of perturbing from either Mathieu functions (removing the restriction on the size of the amplitude of the periodic potential) or elliptic functions (removing the restriction on the size of the nonlinearity coefficient).

- [22] R. H. Rand, Lecture Notes on Nonlinear Vibrations, online book available at <http://www.tam.cornell.edu/randdocs/nlvibe52.pdf>, 2005.
- [23] M. A. Porter and P. G. Kevrekidis, SIAM J. App. Dyn. Sys. 4, 783 (2005).
- [24] N. W. McLachlan, Theory and Application of Mathieu

Functions (Clarendon Press, Oxford, 1947).

- [25] We use the same values of A_0 and B_0 (the prefactors of the harmonics in R_0 ; see the appendices) as for the half-period states, even though these parameters are not constrained for quarter-period solutions. As discussed in Appendix A, they are constrained for half-period states.
- [26] In many cases, one can make this procedure more mathematically rigorous (though less transparent physically) by examining the dynamics geometrically and introducing slow and fast manifolds.