

# Spin and charge excitations in the anisotropic Hubbard ladder at quarter filling with charge-ordering instability

Y. Ohta,<sup>1,2</sup> T. Nakaegawa,<sup>2</sup> and S. Ejima<sup>2</sup>

<sup>1</sup>*Department of Physics, Chiba University, Chiba 263-8522, Japan and*

<sup>2</sup>*Graduate School of Science and Technology, Chiba University, Chiba 263-8522, Japan*

(Dated: 27 September 2005)

Quantum Monte Carlo and density-matrix renormalization group methods are used to study the coupled spin-pseudospin Hamiltonian in one-dimension (1D) that models the charge-ordering instability of the anisotropic Hubbard ladder at quarter filling. We calculate the temperature dependence of the uniform spin susceptibility and specific heat as well as the spin and charge excitation spectra of the system. We thereby show that there is a parameter and temperature region where the spin degrees of freedom are separated from the charge degrees of freedom and behave like a 1D antiferromagnetic Heisenberg model, and that, outside this parameter region and above a crossover temperature, the spin excitations are largely affected by the charge fluctuations. We argue that observed anomalous spin dynamics in the disorder phase of a typical charge-ordered material  $\alpha'$ - $\text{NaV}_2\text{O}_5$  may possibly be a consequence of this type of spin-charge coupling.

PACS numbers: 71.10.Fd, 71.30.+h, 75.10.Lp, 71.10.-w

## I. INTRODUCTION

Charge-ordering (CO) instability has recently been one of the major topics in the field of strongly correlated electron systems. Here, elucidation of the observed anomalous behaviors of electrons associated with the CO phase transition has been the central issue. The issue includes questions on the slow charge dynamics above the transition temperature  $T_{\text{CO}}$  as well as on the CO spatial patterns realized below  $T_{\text{CO}}$ . A well-known example is the vanadate bronze  $\alpha'$ - $\text{NaV}_2\text{O}_5$  where the system may be modeled as a lattice of coupled ladders (or a trellis lattice) at quarter filling.<sup>1,2,3,4,5</sup> Strong intersite Coulomb interactions between electrons are believed to be the origin of the CO instability.<sup>2,3</sup> In this material, the CO with a zigzag ordering pattern is observed below  $T_{\text{CO}} = 34$  K,<sup>6,7,8,9,10</sup> and associated with this, a number of anomalous behaviors, which can be related to the slow dynamics of charge carriers (or charge fluctuations), have been observed above  $T_{\text{CO}}$ .<sup>10,11,12,13,14,15,16,17</sup> Anomalous response of the spin degrees of freedom has also been noticed.<sup>9,18,19,20,21</sup> It seems therefore natural to wonder how, in such systems, the spin degrees of freedom behave near the CO phase transition when they are on the slowly fluctuating charge carriers. In this paper, we consider this issue: i.e., what are the consequences of the slow charge fluctuation at  $T > T_{\text{CO}}$  to the behavior of the spin degrees of freedom of the system?

One of the simplest models that allow for such situation is the anisotropic Hubbard ladders at quarter filling with the strong intersite Coulomb repulsions. We here use an effective Hamiltonian written in terms of the spin and pseudospin operators<sup>5,17,22,23</sup> (where the latter represents the charge degrees of freedom). This Hamiltonian is derived from the Hubbard ladder model by the perturbation theory,<sup>5,22,23</sup> where the hopping parameter between the rungs of the ladder is assumed to be small compared with the onsite and intersite Coulomb repul-

sions as well as the hopping parameter of the rung (i.e., the anisotropic ladder).<sup>3</sup> Although the long-range CO is not realized in this model at  $T > 0$  (since it is the 1D quantum-spin model), we can simulate anomalous behaviors of the spin degrees of freedom under the influence of strong charge fluctuations. We will apply the quantum Monte Carlo (QMC) method to this model to calculate the temperature dependence of the uniform spin susceptibility and the spin and charge excitation spectra, thereby clarifying consequences of the interplay between its spin and charge degrees of freedom. The density-matrix renormalization group (DMRG) method with the finite-temperature algorithm will also be used to calculate the temperature dependence of the specific heat of the model.

In this paper, we will first confirm that, in this coupled spin-pseudospin model, the spin exchange interaction is necessarily associated with the charge excitation; i.e., the spin excitations cannot occur without making the exchange of the pseudospins. We will then show that, nevertheless, there is a parameter and temperature region where the spin degrees of freedom behave like a 1D antiferromagnetic Heisenberg model; i.e., the spin degrees of freedom are ‘separated’ from the charge degrees of freedom in this region. We will moreover show that the spin system behaves in different manner depending on whether the temperature  $T$  is below or above a crossover temperature  $T^*$  that is related to the pseudospin excitations; at  $T \lesssim T^*$ , it behaves like a 1D antiferromagnetic Heisenberg model with a  $T$ -independent effective exchange coupling constant  $J_{\text{eff}}$  with the large renormalization, whereas at  $T \gtrsim T^*$ ,  $J_{\text{eff}}$  decreases rapidly with increasing  $T$ , where the effective Heisenberg-model description ceases to be valid. Because the parameter values for  $\alpha'$ - $\text{NaV}_2\text{O}_5$  are outside the region where the spin-charge separation is complete, we will argue that some experimental data may possibly be interpreted as consequences of this type of spin-charge coupling.

This paper is organized as follows. In Sec. II, we define the coupled spin-pseudospin model that describes the spin and charge degrees of freedom of the anisotropic Hubbard ladder at quarter filling. Some details of the method of calculation are also given. In Sec. III, we present results of calculation, including the staggered susceptibility for pseudospins, the spin and pseudospin excitation spectra, and the temperature dependence of the uniform spin susceptibility and specific heat. Discussion on the experimental relevance to  $\alpha'$ - $\text{NaV}_2\text{O}_5$  and summary of the paper will be given in Sec. IV.

## II. MODEL AND METHOD

Our effective spin-pseudospin Hamiltonian for the anisotropic Hubbard ladder at quarter filling may be written as a sum

$$\mathcal{H} = \mathcal{H}_0 + \mathcal{H}_{\text{ST}} \quad (1)$$

of the quantum Ising Hamiltonian for pseudospins

$$\mathcal{H}_0 = J_1 \left( -\frac{g}{2} \sum_{i=1}^L T_i^x + \sum_{i=1}^L T_i^z T_{i+1}^z \right) \quad (2)$$

and the spin-pseudospin coupling term

$$\mathcal{H}_{\text{ST}} = J_2 \sum_{i=1}^L (\mathbf{S}_i \cdot \mathbf{S}_{i+1} - \frac{1}{4})(T_i^+ T_{i+1}^- + \text{H.c.}). \quad (3)$$

The standard notation is used here.  $\mathbf{S}_i$  and  $\mathbf{T}_i$  are, respectively, the spin and pseudospin operators of spin-1/2 at site  $i$ , where  $T_i^z = -1/2$  ( $+1/2$ ) means the electron is on the left (right) site on the rung of the ladder.  $L$  is the system size and periodic boundary condition is assumed.  $J_1$  is the energy scale of the pseudospin system and  $J_2$  is the coupling strength between the spin and pseudospin systems.

The effective Hamiltonian Eq. (1) may be obtained from the second-order perturbation theory;<sup>5,22,23</sup> we have the relations  $J_1 = 2V_{\parallel}$  and  $J_2 = 4t_{\parallel}^2/V_{\perp}$ , where  $t_{\parallel}$  and  $V_{\parallel}$  ( $t_{\perp}$  and  $V_{\perp}$ ) are the nearest-neighbor hopping parameter and Coulomb repulsion of the leg (rung) of the ladder, respectively. We should then have  $J_1 > J_2$ , which we assume throughout the present work. We also assume the onsite Coulomb repulsion to be  $U \rightarrow \infty$ . Relative strength of the transverse field applied to the pseudospins is measured by  $g = 4t_{\perp}/J_1 = 2t_{\perp}/V_{\parallel}$ . Note that  $g$  in the quantum Ising model represents the relative strength of the fluctuation of a charge in the rung: if we assume one electron in a rung, we have the prefactor  $gJ_1/2$  in the first term of Eq. (2), which is the difference between the energies of the bonding and antibonding levels of the rung,  $2t_{\perp}$ . Thus, if  $g$  (or  $t_{\perp}$ ) is large the electron is stable in the bonding level of the rung, but if  $g$  (or  $t_{\perp}$ ) is small the effect of  $V_{\parallel}$  easily leads the system to CO.

We use the conventional world-line QMC method for the analysis of the model. We use a 32-site cluster (where a site contains a spin and a pseudospin) with periodic boundary condition; the cluster-size dependence of the calculated results are examined by using clusters of up to 96 sites but we find no significant size dependence in the results. Because the model does not conserve the total pseudospin, we have examined a number of ways of the spin flips and confirmed that available analytical results are reproduced correctly.<sup>24</sup> The maximum-entropy method is used to calculate the dynamical quantities like the spin and pseudospin excitation spectra. The DMRG method with finite-temperature algorithm<sup>25,26</sup> is also used for the calculation of the temperature dependence of the specific heat of our model; the method enables us to access to sufficiently low temperatures.

## III. CALCULATED RESULTS

### A. Staggered susceptibility for pseudospins

We first consider the nonlocal spin susceptibility defined as

$$\chi_{ij} = \int_0^\beta d\lambda (\langle S_j^z(-i\lambda) S_i^z \rangle - \langle S_j^z \rangle \langle S_i^z \rangle) \quad (4)$$

where  $S_j^z(-i\lambda)$  is the Heisenberg representation of  $S_j^z$  and  $\langle \dots \rangle$  is the canonical average.  $\chi_{ij}$  is Fourier transformed to the  $q$ -dependent susceptibility  $\chi(q)$ , which we calculate by the QMC method; the  $q \rightarrow 0$  limit gives the uniform spin susceptibility  $\chi(T)$  and the staggered spin susceptibility is defined as  $\chi(q)$  at  $q = \pi$ . In the following, we calculate the susceptibilities for spins and pseudospins, whereby we use the subscripts S and T as in  $\chi_S(q)$  and  $\chi_T(q)$ , which stand for the susceptibilities of the spin and pseudospin degrees of freedom, respectively.

The phase diagram of the quantum Ising model  $\mathcal{H}_0$  ( $\mathcal{H}$  at  $J_2 = 0$ ) is well known;<sup>27</sup> at  $T = 0$  there is a long-range order for  $g < 1$  ( $g = 1$  is a quantum critical point), which corresponds to the zigzag (or ‘antiferromagnetic’) CO. The calculated staggered susceptibility for pseudospins is shown in Fig. 1, where we find that it shows divergent behavior at  $T \rightarrow 0$  for  $g < 1$ . The dispersion relation of the pseudospin excitation observed in the calculated dynamical structure factor (shown in Fig. 2, see below) agrees well with the exact result:<sup>27</sup>

$$\omega_q = \frac{J_1}{2} \sqrt{1 + g^2 + 2g \cos q}. \quad (5)$$

We find in Fig. 1 that the inclusion of the coupling term  $\mathcal{H}_{\text{ST}}$ , which introduces the quantum fluctuation via the factor  $T_i^+ T_j^-$ , suppresses the divergence. Thus, the inclusion of the spin degrees of freedom via  $\mathcal{H}_{\text{ST}}$  tends to suppress the instability to the long-range order of pseudospins.

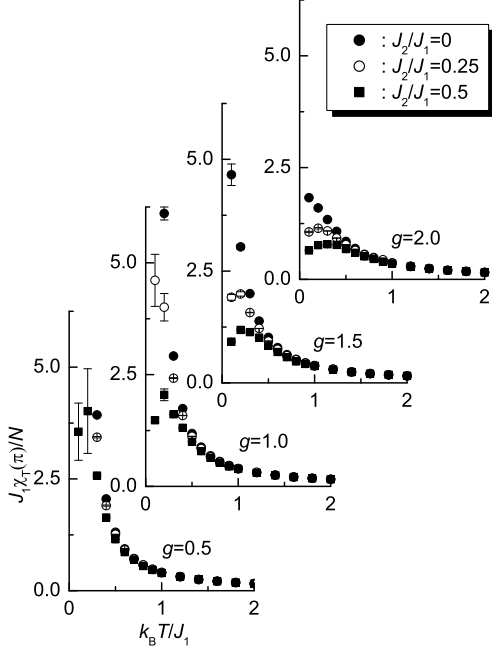


FIG. 1: Temperature dependence of the staggered susceptibility for pseudospins  $\chi_T(\pi)$  calculated for the coupled spin-pseudospin Hamiltonian.

### B. Spin and pseudospin excitation spectra

The dynamical pseudospin structure factor  $S_T(q, \omega)$  is defined as

$$S_T(q, \tau) = \frac{1}{N} \sum_{ij} e^{-iq(r_j - r_i)} \langle T_{r_i}^z(\tau) T_{r_j}^z(0) \rangle \quad (6)$$

$$S_T(q, \tau) = \frac{1}{\pi} \int_0^\infty d\omega S_T(q, \omega) K(\omega, \tau) \quad (7)$$

$$K(\omega, \tau) = e^{-\omega\tau} + e^{-\omega(\beta - \tau)} \quad (8)$$

where  $S_T(q, \tau)$  is the Fourier transform of the imaginary-time correlation function. We use the maximum entropy method for the inverse Laplace transformation (or analytical continuation) to obtain  $S_T(q, \omega)$  from  $S_T(q, \tau)$ . The dynamical spin structure factor  $S_S(q, \omega)$  is similarly defined by replacing the pseudospin operator  $T_r^z$  with the spin operator  $S_r^z$ .

The calculated results for the pseudospin excitation spectra at low temperature ( $k_B T = 0.1 J_2$ ) are shown in Fig. 2, where we find that the spectra are under strong influence of the spin-pseudospin coupling term  $J_2$ . With increasing the coupling strength  $J_2/J_1$ , the peak of the pseudospin spectra shifts to higher energies and simultaneously the spectra are broadened. Thus, the lower-energy edge of the peak is not affected strongly by the coupling strength  $J_2$ , at least when  $g$  is large. We suppose that the scattering of the pseudospin excitations due to spin excitations causes the broadening of the spectra.

The calculated results for the spin excitation spectra at low temperature are shown in Fig. 3, where we find that, in contrast to the pseudospin spectra, the spin excitation spectra change very little; i.e., the peak position, width, as well as the shape of the spectra are not affected by the parameter  $J_1$  when  $g \gtrsim 1$ . When  $g$  is small, however, the peak position is slightly shifted to lower energies with increasing the value of  $J_1$  (see Fig. 3 (a)).

The dispersion relation of the spin and pseudospin excitations calculated at low temperature are summarized in Fig. 4, which are obtained as the momentum dependence of the peak position of the spectra. For comparison, we show the dispersion of the quantum Ising model in Figs. 4 (a) and (c); the gap opens when  $g > 1$ , which is closed at  $q = \pi$  when  $g \rightarrow 1$ , leading to the ‘antiferromagnetic’ long-range order (or zigzag CO).<sup>16,27</sup> We note that the gap remains open irrespective of the value of  $g$  when we include the coupling term  $J_2$ . In the left panels and right panels of Fig. 4, we present the same dispersion relations  $\omega_q$ , but in a different energy scales, i.e.,  $\omega_q/J_1$  and  $\omega_q/J_2$ . We find that, unless  $g$  is small, the spin excitation spectra are always inside the charge gap, i.e., inside the gap of the pseudospin excitation spectrum. Thus, when the charge gap is large, the energy scale of the spin excitations is separated from the high-energy charge excitations. With decreasing  $g$ , however, the energy of the charge excitation decreases at the momentum  $q = \pi$  to couple with the spin excitations.

In Fig. 4 (b) and (d), we find that, for  $g \gtrsim 1$ , the dispersion of the spin excitation spectra scales very well with  $J_2$ ; i.e., it does not depend on the value of  $J_1$ . More quantitatively, the dispersion of the calculated spin excitation spectra is fitted well with the dispersion of the 1D antiferromagnetic Heisenberg model

$$\omega_q/J_2 = 0.6 \times \frac{\pi}{2} \sin q \quad (9)$$

if we include the factor 0.6 as in Eq. (9). The factor is independent of  $J_1$  for  $g \gtrsim 1$  and at low  $T$ .

These results suggest that at low temperatures there is a parameter region where the spin degrees of freedom behaves independently from the pseudospin degrees of freedom; it is when  $g \gtrsim 1$  and the gap of the pseudospin excitation spectra is large, inside of which there is a spin excitation spectra. Thus, we suggest the validity of the decoupling of the coupling term of the Hamiltonian as

$$\mathcal{H}_{ST} \Rightarrow J_2 \sum_{i=1}^L \langle T_i^+ T_{i+1}^- + \text{H.c.} \rangle (\mathbf{S}_i \cdot \mathbf{S}_{i+1} - \frac{1}{4}) \quad (10)$$

with

$$\langle T_i^+ T_{i+1}^- + \text{H.c.} \rangle \simeq 0.6 \quad (11)$$

which leads to the effective Heisenberg-model description of the spin degrees of freedom of our model. Here, it should be noted that in general the factor  $\langle T_i^+ T_{i+1}^- + \text{H.c.} \rangle$  at zero temperature takes the value 1 when  $g \rightarrow 0$  and

1/2 when  $g \rightarrow \infty$ ; thus the above value 0.6 reflects the effect of quantum fluctuations of pseudospins, which is strong already at  $g \gtrsim 1$ . It should also be noted that with increasing temperature the value of the factor decreases to 0 (due to thermal fluctuations), either very rapidly when  $g$  is small or rather slowly when  $g$  is large. We find that the essential features of  $\langle T_i^+ T_{i+1}^- + \text{H.c.} \rangle$  are contained already in a two-site (or dimer) model of Eq.(1), a minimum model reflecting the spin-pseudospin coupling. This is evident in Fig. 5.

### C. Uniform spin susceptibility

To see the validity of the effective Heisenberg-model description further, in particular for its temperature dependence, we calculate the temperature dependence of the uniform spin susceptibility for the coupled spin-pseudospin Hamiltonian. The results are shown in Fig. 6, where comparisons are made with the uniform susceptibility for the system of free spins and with that for the 1D antiferromagnetic Heisenberg model. We find that the temperature  $k_B T/J_2$  at which  $J_2 \chi_S(T)$  shows a maximum is lower than that of the 1D antiferromagnetic Heisenberg model; it becomes lower with decreasing the value of  $g$  or with increasing the value of  $J_1/J_2$ . In other words, the deviation from the Heisenberg model is large when the quantum fluctuation of the pseudospins is small, which occurs when  $g$  is small or  $J_1$  is large.

Let us analyze the data more precisely. In order to do this, we fit the results with the temperature dependence of the spin susceptibility of the 1D antiferromagnetic Heisenberg model, the so-called Bonner-Fisher curve;<sup>28</sup> i.e., we introduce the  $T$ -dependent effective exchange coupling constant  $J_{\text{eff}}(T)$  and determine the values so as to fit the calculated uniform spin susceptibility  $\chi_S(T)$ . If the values of  $J_{\text{eff}}$  thus obtained do not depend on  $T$ , it follows that the spin degrees of freedom of our spin-pseudospin model is reduced to a 1D Heisenberg model

$$\mathcal{H}_{\text{spin}} = J_{\text{eff}} \sum_{i=1}^L \mathbf{S}_i \cdot \mathbf{S}_{i+1} \quad (12)$$

at least for the response to the uniform magnetic field. The results are shown in Fig. 7. We find that the estimated value of  $J_{\text{eff}}(T)$  is indeed a constant for temperatures below  $k_B T \lesssim 0.7J_2$  at  $g = 2$ . A crossover temperature  $T^*$  ( $= 0.7J_2$ ) is thereby defined. The effective exchange coupling constant thus deduced takes a value

$$J_{\text{eff}} \simeq 0.6J_2 \quad (13)$$

at  $T < T^*$ ; this value is consistent with the value estimated from the dispersion relation of the spin excitation spectra (see Sec. III B). We find that also at  $g = 4$  the scaling behavior holds up to a higher temperature ( $k_B T \lesssim 0.8J_2$ ), but with a slightly smaller value of  $J_{\text{eff}}$  (see Fig. 7 (d)), demonstrating the validity of the effective Heisenberg-model description at  $T < T^*$ . At  $g = 1$ ,

however, the temperature region where  $J_{\text{eff}}(T)$  takes a constant value is already very small, although the value is still  $J_{\text{eff}} \sim 0.6J_2$  at  $T \sim 0$  K, and at  $g = 0.5$ , the value of  $J_{\text{eff}}$  at  $T \sim 0$  K deviates largely from  $J_{\text{eff}} = 0.6J_2$  (or decreases strongly when  $J_1/J_2$  is large), where the effective Heisenberg-model description completely fails. We thus find that  $T^*$  thus deduced is insensitive to  $J_1$ , scales well with  $J_2$ , and depends strongly on  $g$  (i.e.,  $T^* \rightarrow \infty$  at  $g \rightarrow \infty$  and  $T^* \sim 0$  at  $g \sim 1$ ). Note that if we assume Eq. (10) the behavior should come from the pseudospin fluctuation  $\langle T_i^+ T_{i+a}^- + \text{H.c.} \rangle$ , and actually we find that very rough tendency in the parameter and temperature dependence is seen in the results for the dimer model (see Fig. 5) although the scaling behavior and the presence of  $T^*$  are not seen.

We note here that the crossover temperature  $T^*$  roughly scales with  $J_2$  rather than  $J_1$ , as seen in Fig. 7. One might suppose that it should scale with the size of the charge gap: i.e., up to temperatures corresponding to the energy of the lowest charge excitations, with which the pseudospins can excite, the spin excitations may be written in terms of the 1D antiferromagnetic Heisenberg model. However, as we have discussed in Sec. III B, the size of the charge gap (if it is defined as a low-energy edge of the peak) shows a rather complicated behavior and does not simply scale with either  $J_2$  or  $J_1$ . The naive picture thus does not hold. However, since there is no other excitations available, the deviation from the 1D Heisenberg-model description is necessarily due to the pseudospin excitations.

### D. Specific heat

Finally, we present the calculated results for the temperature dependence of the specific heat  $C$  by the finite-temperature DMRG method.<sup>25,26</sup> The results are shown in Fig. 8, where we find that the curves have a two-peak structure: e.g., at  $g = 2$  and  $J_1/J_2 = 4$ , a rather sharp peak appears at a low-temperature region  $k_B T \simeq 0.3J_2$  (which scales with  $J_2$ ) and a broad peak structure appears at a high-temperature region  $k_B T \gtrsim 0.8J_2$  (which scales with  $J_1$ ), each of which corresponds to the spin and pseudospin excitations, respectively. We also find that the shape of the low-temperature peak can be fitted very well with the temperature dependence of the specific heat of the 1D antiferromagnetic Heisenberg model with the effective exchange coupling constant  $J_{\text{eff}} \simeq 0.6J_2$  at  $g = 2$ ; this value is in accord with the value estimated in Sec. III B. The temperature at which the deviation in the fitting occurs is at  $k_B T/J_2 \simeq 0.5 - 1$  depending on the value of  $g$ , which is also consistent with the estimate from the temperature dependence of the uniform spin susceptibility. The results thus demonstrate the separation of the energy scales between spin and pseudospin degrees of freedom and the presence of low-energy ‘magnetic’ energy scale as has been pointed out in Ref.<sup>21</sup>

#### IV. SUMMARY AND DISCUSSION

We have calculated the spin and pseudospin excitation spectra and the temperature dependence of the uniform spin susceptibility of the coupled spin-pseudospin Hamiltonian for the anisotropic Hubbard ladder at quarter filling by using the QMC method. We have also calculated the temperature dependence of the specific heat of the model by the finite-temperature DMRG method. We have first shown that, when the pseudospin quantum fluctuation is large ( $g \gtrsim 1$ ), the dispersion relation of the spin excitation spectra of our model at low temperatures agrees well with that of the 1D antiferromagnetic Heisenberg model with the renormalized effective exchange coupling constant  $J_{\text{eff}} = 0.6J_2$  that is independent of the energy scale of the pseudospin system  $J_1$ . Here, the spin excitation spectra is well inside the charge gap, and thus the spin degrees of freedom are separated from the charge degrees of freedom. We then have shown that the temperature dependence of the uniform spin susceptibility of our model is well described again by the 1D antiferromagnetic Heisenberg model with the same effective exchange coupling constant  $J_{\text{eff}} = 0.6J_2$ . This description is valid up to the crossover temperature  $T^*$  that is related to the pseudospin excitations of the system and roughly scales with  $J_2$  unless the quantum fluctuation of the pseudospins is small ( $g \lesssim 1$ ). We have also shown the appearance of the two-peak structure in the temperature dependence of the specific heat and have confirmed the presence of the low-energy magnetic energy scale. We have thus demonstrated the validity of the effective Heisenberg-model description of the coupled spin-pseudospin model for the quarter-filled ladders. Then, it follows that the coupling between the spin and pseudospin degrees of freedom, which occurs at  $g \lesssim 1$ , leads to the anomalous spin and charge dynamics of the system where the spin excitations deviate largely from the effective Heisenberg-model description.

Finally, let us discuss some possible experimental relevance of our results. The value of the physical parameters appropriate for  $\alpha'$ - $\text{NaV}_2\text{O}_5$  have been estimated in Ref.<sup>3</sup>, where we have  $t_{\parallel} \sim 0.14$  eV,  $t_{\perp} \sim 0.30$  eV, and  $V_{\parallel} \sim V_{\perp} \sim 0.8$  eV, which lead to  $J_1 \sim 1.6$  eV,  $J_2 \sim 0.10$  eV, and  $g \sim 0.75$ . We thus find that the real material may be in the region of  $g \lesssim 1$ , where the spin degrees

of freedom are not completely separated from the charge degrees of freedom. The anomalous response of the spin degrees of freedom may therefore be expected. We here want to point out that the value of  $J_{\text{eff}}$  estimated from the uniform susceptibility observed in experiment (which takes the value  $\sim 600 - 700$  K at  $T \sim 0$  K) indeed decreases with increasing temperature,<sup>9</sup> which is consistent with the results of our calculation. Our explanation is that the effective spin exchange coupling constant depends on the fluctuation of pseudospins, the temperature dependence of which is strong above the crossover temperature ( $T^* \sim 0$  K in this material) where the spin-charge coupling becomes relevant. The reported<sup>20</sup> temperature dependence of the nuclear spin-lattice relaxation rate  $1/T_1$  in this material is also interesting in the present respect. The measured<sup>14</sup> strong temperature dependence of the integrated optical spectral weight have also been discussed in terms of the destruction of short-range spin correlations which occurs as the temperature is increased.<sup>21</sup> We thus want to point out that observed anomalous spin dynamics in the disorder phase of  $\alpha'$ - $\text{NaV}_2\text{O}_5$  may possibly be a consequence of this type of spin-charge coupling. Because the anomalous charge dynamics has also been noticed in other transition-metal oxides<sup>29</sup> and some organic systems<sup>30</sup>, we hope that the present study will stimulate further researches on the intriguing interplay between the spin and charge degrees of freedom of strongly correlated electron systems with the CO instability.

#### Acknowledgements

We would like to thank A. W. Sandvik, T. Mutou, N. Shibata, Y. Shibata, and T. Suzuki for useful discussions on the numerical techniques and T. Ohama for enlightening discussion on the experimental aspects. This work was supported in part by Grants-in-Aid for Scientific Research from the Ministry of Education, Culture, Sports, Science, and Technology of Japan. Computations were carried out at the computer centers of the Research Center for Computational Science, Okazaki National Research Institutes, and the Institute for Solid State Physics, University of Tokyo.

<sup>1</sup> H. Smolinski, C. Gros, W. Weber, U. Peuchert, G. Roth, M. Weiden, C. Geibel: Phys. Rev. Lett. **80** (1998) 5164.

<sup>2</sup> H. Seo and H. Fukuyama: J. Phys. Soc. Jpn. **67** (1998) 2602.

<sup>3</sup> S. Nishimoto and Y. Ohta: J. Phys. Soc. Jpn. **67** (1998) 2996.

<sup>4</sup> P. Thalmeier and P. Fulde: Europhys. Lett. **44** (1998) 242.

<sup>5</sup> M. V. Mostovoy and D. I. Khomskii: Solid State Commun. **113** (2000) 159.

<sup>6</sup> M. Isobe and Y. Ueda: J. Phys. Soc. Jpn. **65** (1996) 1178.

<sup>7</sup> T. Ohama, H. Yasuoka, M. Isobe, and Y. Ueda: Phys. Rev. B **59** (1999) 3299.

<sup>8</sup> H. Sawa, E. Ninomiya, T. Ohama, H. Nakao, K. Ohwada, Y. Murakami, Y. Fujii, Y. Noda, M. Isobe, and Y. Ueda: J. Phys. Soc. Jpn. **71** (2002) 385.

<sup>9</sup> D. C. Johnston, R. K. Kremer, M. Troyer, X. Wang, A. Klümper, S. L. Bud'ko, A. F. Panchula, and P. C. Canfield: Phys. Rev. B **61** (2000) 9558.

<sup>10</sup> For a review, see T. Ohama: Bussei Kenkyu (Kyoto) **74** (2000) 391.

- <sup>11</sup> S. Ravy, J. Jegoudez, and A. Revcolevschi: Phys. Rev. B **59** (1999) R681.
- <sup>12</sup> H. Nakao, K. Ohwada, N. Takesue, Y. Fujii, M. Isobe, and Y. Ueda: Physica B **21-243** (1998) 534.
- <sup>13</sup> A. Damascelli, C. Presura, D. van der Marel, J. Jegoudez, and A. Revcolevschi: Phys. Rev. B **61** (2000) 2535.
- <sup>14</sup> C. Presura, D. van der Marel, A. Damascelli, and R. K. Kremer: Phys. Rev. B **61** (2000) 15762.
- <sup>15</sup> S. Nishimoto and Y. Ohta: J. Phys. Soc. Jpn. **67** (1998) 3679.
- <sup>16</sup> S. Nishimoto and Y. Ohta: J. Phys. Soc. Jpn. **67** (1998) 4010.
- <sup>17</sup> M. V. Mostovoy, D. I. Khomskii, and J. Knoester, : Phys. Rev. B **65** (2002) 064412.
- <sup>18</sup> J. Hemberger, M. Lohmann, M. Nicklas, A. Loidl, M. Klemm, G. Obermeier, and S. Horn: Europhys. Lett. **42** (1998) 661.
- <sup>19</sup> A. B. Sushkov, J. L. Musfeldt, X. Wei, S. A. Crooker, J. Jegoudez, and A. Revcolevschi: Phys. Rev. B **66** (2002) 054439.
- <sup>20</sup> T. Ohama, M. Isobe, and Y. Ueda: Physica B **329-333** (2003) 934.
- <sup>21</sup> M. Aichhorn, P. Horsch, W. von der Linden, M. Cuoco: Phys. Rev. B **65** (2002) 201101(R).
- <sup>22</sup> M. Cuoco, P. Horsch, and F. Mack: Phys. Rev. B **60** (1999) R8438.
- <sup>23</sup> D. Sa and C. Gros: Eur. Phys. J. B **18** (2000) 421.
- <sup>24</sup> For details, see T. Nakaegawa: *Thesis* (Chiba University, 2002).
- <sup>25</sup> X. Wang and T. Xiang, *Phys. Rev. B* **56** (1997) 5061.
- <sup>26</sup> N. Shibata, *J. Phys. Soc. Jpn.* **66** (1997) 2221.
- <sup>27</sup> S. Sachdev: *Quantum Phase Transitions* (University Press, Cambridge, 1999).
- <sup>28</sup> J. C. Bonner and M. E. Fisher: Phys. Rev. **135** (1964) A640.
- <sup>29</sup> R. Amasaki, Y. Shibata, and Y. Ohta: Phys. Rev. B **66** (2002) 012502.
- <sup>30</sup> Y. Shibata, S. Nishimoto, and Y. Ohta: Phys. Rev. B **64** (2001) 235107.

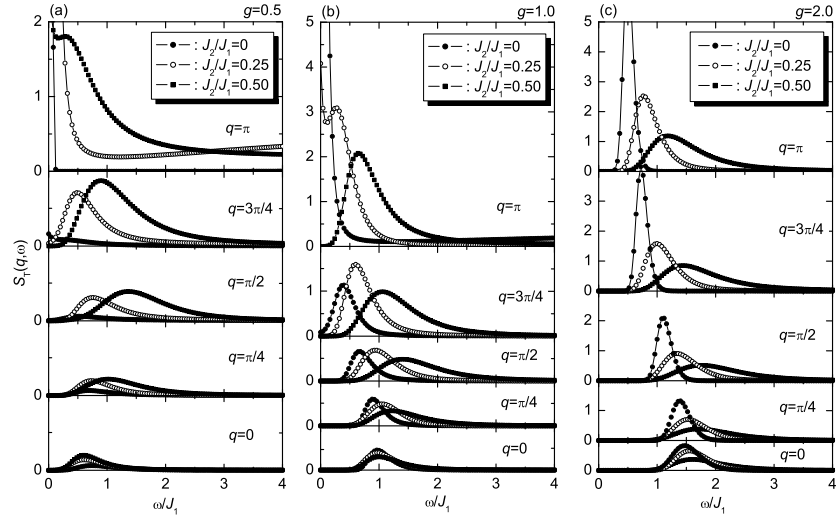


FIG. 2: Dynamical pseudospin structure factor  $S_T(q, \omega)$  for the coupled spin-pseudospin model calculated at  $k_B T = 0.1 J_2$ . The results at  $J_2/J_1 = 0$  are for the quantum Ising model. The peak at  $\omega = 0$  for  $J_2/J_1 > 0$  in the uppermost panel of (a) and (b) is spurious, which is due to the error of the maximum entropy method.

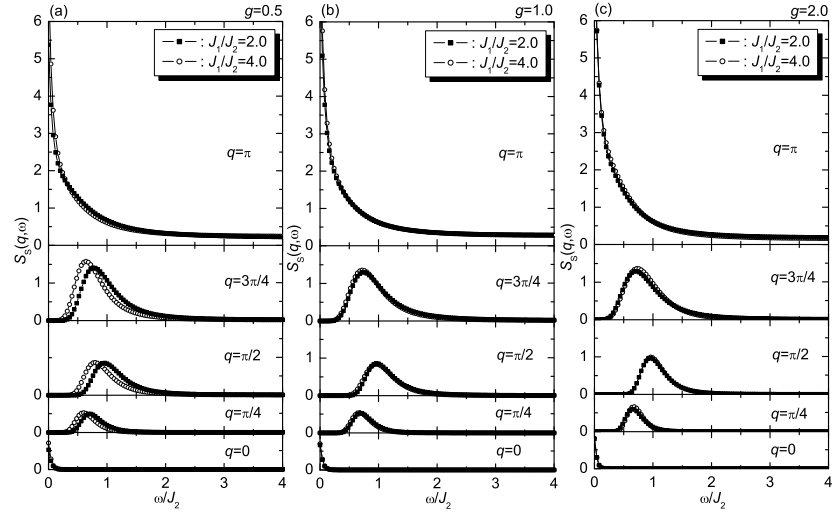


FIG. 3: Dynamical spin structure factor  $S_S(q, \omega)$  for the coupled spin-pseudospin model calculated at  $k_B T = 0.1 J_2$ .

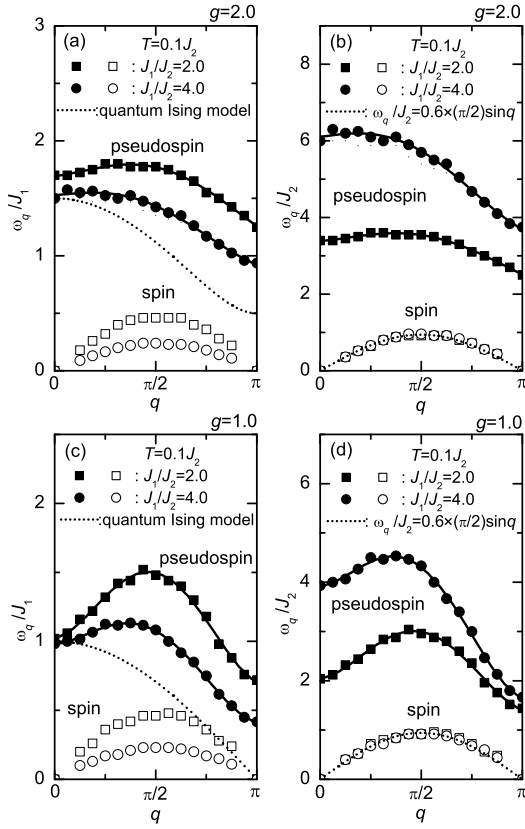


FIG. 4: Dispersion relations of the spin (open symbols) and pseudospin (solid symbols) excitations calculated at  $k_B T = 0.1J_2$ . Note that the same data at  $g = 2$  (at  $g = 1$ ) are plotted in (a) and (b) (in (c) and (d)) in different energy scales  $J_1$  and  $J_2$ . The dotted line in (a) and (c) is the dispersion relation for the quantum Ising model Eq. (5), and that in (b) and (d) is the scaled dispersion relation for the 1D antiferromagnetic Heisenberg model Eq. (9).

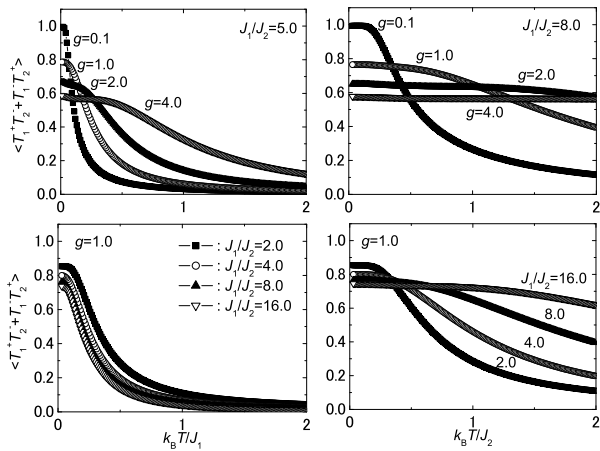


FIG. 5: Temperature dependence of the pseudospin quantum fluctuation  $\langle T_i^+ T_{i+1}^- + \text{H.c.} \rangle$  calculated exactly for a dimer model of our spin-pseudospin Hamiltonian Eq.(1).



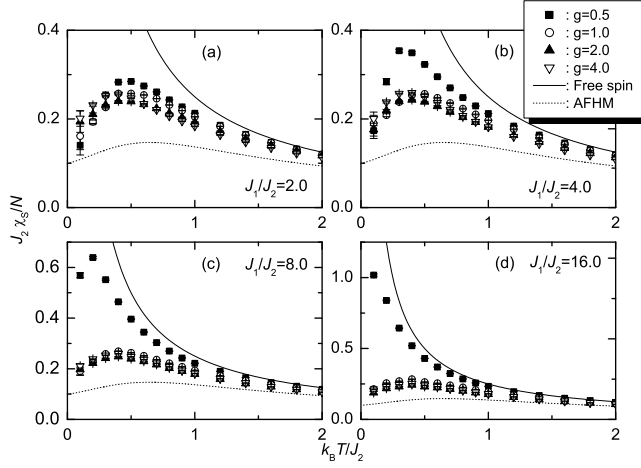


FIG. 6: Temperature dependence of the uniform spin susceptibility  $\chi_S$  calculated for the coupled spin-pseudospin Hamiltonian. The solid and dotted curves are the uniform susceptibility for the system of noninteracting  $S = 1/2$  spins and that for the 1D antiferromagnetic Heisenberg model, respectively.

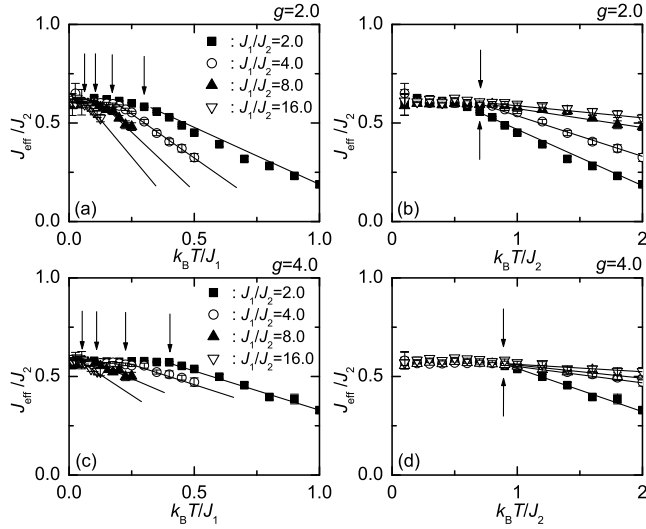


FIG. 7: Effective exchange coupling constant  $J_{\text{eff}}(T)$  estimated from the fitting of the calculated uniform spin susceptibility to the Bonner-Fisher curve.<sup>28</sup> Note that the same data are plotted as a function of  $k_B T / J_1$  (left panels) and of  $k_B T / J_2$  (right panels), whereby a scaling behavior is seen in the latter. The arrows indicate the crossover temperature  $T^*$ . The solid lines are the guide to the eye.

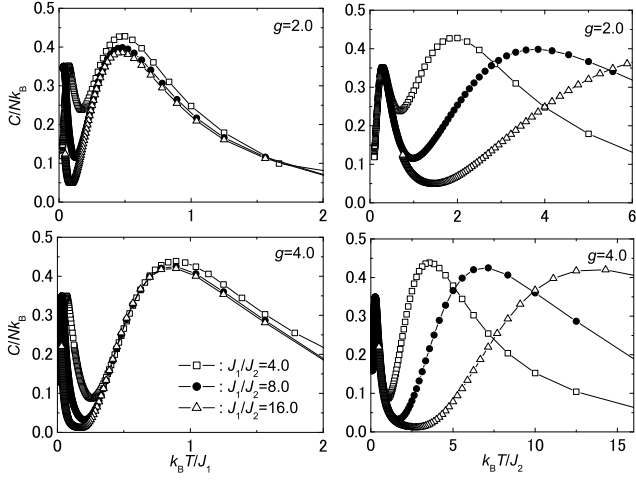


FIG. 8: Temperature dependence of the specific heat  $C$  calculated for our coupled spin-pseudospin Hamiltonian.